

Peter Handley



Furniture

Guide2020

For All Your Workplace Needs

Contents

DESKS

4-121

Elev8 ² Touch	4-13
Elev8 ² Mono	14-19
Adapt II	20-33
Fuze	34-41
Connex	42-49
TR10	50-57
Vivo	58-63
Maestro 25	63-99
Contract 25	100-113
Magnum	114-121

WOODEN STORAGE 122-141

STEEL STORAGE 142-159

SCREENS 160-175

ACCESSORIES 176-189

POWER MODULES 190-209

TABLES 210-279

Boardroom Tables	210-241
Meeting Room Tables	242-257
Café & Dining Tables	258-279

RECEPTION UNITS 280-291

SEATING 292-425

Stocked Seating	298-377
Made-to-order Seating	378-425

FABRICS 426-431



NEW FOR 2020, and much more (see inside!)




Bench leg



Maestro 25



Cable managed



Adapt returns



Single door tambours



Duo wooden storage



Fabric screens



Aluminium mobile screens



Tegan fabric



Tegan meeting



Tegan mesh



TR10 height settable



H-Frame



Cantilever



Panel End



Contract 25 desks & storage



Accessories



Gas lift arms



Power ready dining

Power ready boardrooms



Sway



Arcade



Travis

ELEV8² TOUCH

SIT-STAND DESKING

The ability to sit and stand during the average working day has huge health benefits to the user, helping to burn calories, boost energy levels, improve posture and promote mental well-being. In addition to the numerous health benefits provided by periodic standing, studies show that Elev8² height adjustable desks promote creativity, team interaction, collaboration, and the willingness to share ideas.


The Elev8² Touch desking range provides the ideal solution to address the issue of employees who have a sedentary desk job and who do not spend enough time standing during the working day. Sit-stand desks create an environment where colleagues can collaborate at standing meetings before adjusting their desk back to a seated height to continue with their routine tasks.

STYLES


STRAIGHT



RETURN DESK



BACK-TO-BACK



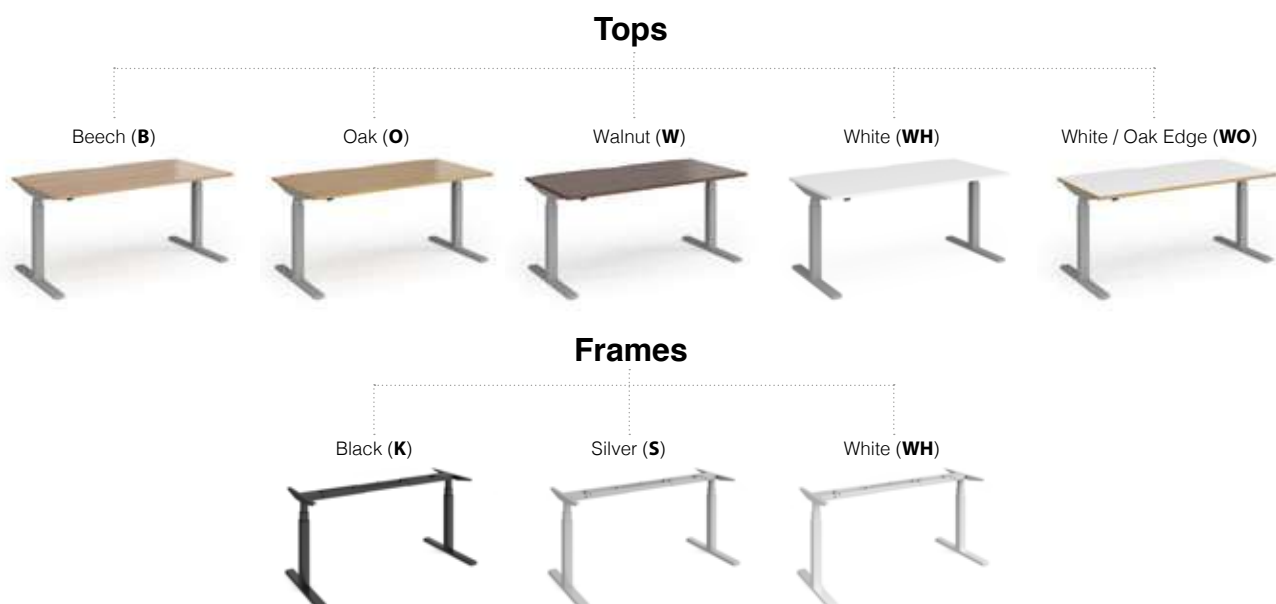


ELEV8² TOUCH Sit-Stand desking



Finish Options

Table tops available in Beech, Oak, Walnut, White and White with Oak trim. Frames available in Black, Silver and White



Details & Features



Double Motor

Sit-stand desk height adjustment is made through a twin motor for fast, fluid and natural movement of the 25mm desktops with a maximum weight loading of 160kg



Three Part Frame

The three tiered leg column offers adjustability from 675mm to 1300mm with a low noise level of 39db to provide all the health benefits of periodic standing



Fabric Screens

Vibe desktop screens are available in special sizes for Elev8² which provide the same level of privacy between back-to-back Elev8² desks when at their highest and lowest points

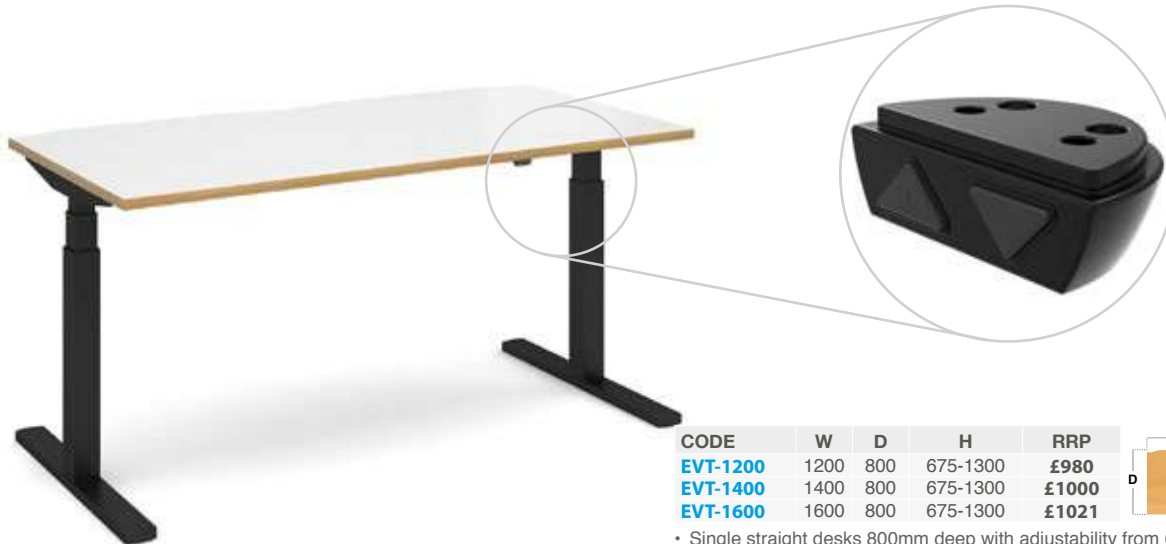


Cable Management


Energy cable chain fits inside the lower cable channel of back-to-back desks for cable management with a vertical cable spine option for the single desks to carry wires from floor to desktop

Elev8² Touch - Sit-stand Single Desks & Accessories

Single Desks



CODE	W	D	H	RRP
EVT-1200	1200	800	675-1300	£980
EVT-1400	1400	800	675-1300	£1000
EVT-1600	1600	800	675-1300	£1021



- Single straight desks 800mm deep with adjustability from 675mm-1300mm
- Powerful twin motors raise and lower the desktop at a 39db noise level

Vibe Elev8² Screens for Single Desks




CODE	W	D	H	Band A	Band B	Band C
EV1000	1000	25	600	£169	£181	£203
EV1200	1200	25	600	£192	£203	£224
EV1400	1400	25	600	£214	£224	£247
EV1600	1600	25	600	£237	£247	£269



Made to Order
Bands A, B & C

- Made to order designer office screens supplied with fitting brackets
- 25mm thick screens which are 600mm high specifically for Elev8² single desks

Upper Cable Channel



CODE	W	D	H	RRP
EV-UCC	800	100	100	£41

- Cable management tray to use on single straight desks
- Positioned under the Elev8² desk so cables are out of the way

Vertical Cable Spiral



CODE	W	D	H	RRP
EV-SN	80	80	150-1300	£67

- Simple attractive solution which extends to carry cables from floor to desktop
- Spring like expansion from 150mm-1300mm working length



Please add frame finish followed by desktop colour when ordering eg. **EVT-1600** with Black frame in White/Oak = **EVT-1600-K-WO**

Elev8² Touch - Sit-stand Return Desks

Return Desk



CODE	W	D	H	RRP
EVT-RET	800	600	675-1300	£715



- Sits on either side of the sit-stand straight desks to increase the working area
- The two base columns of the straight and return desk stay perfectly synched

Single Desk with Return



CODE	W	D	H	w	d	RRP
EVTR-1400	1400	800	675-1300	600	1600	£1715
EVTR-1600	1600	800	675-1300	600	1600	£1736



- Rectangular desks 800mm deep complete with 800mm return desk
- Return can be fitted to either side of desk to extend the sit-stand working area

Digital Control Box

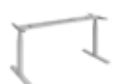


CODE	W	D	H	RRP
TDH5-P	105	40	20	£79

- Allows for 4 different stored height settings
- Can be fitted to all Elev8² Touch desking



Black frame (**K**)



Silver frame (**S**)



White frame (**WH**)



Beech (**B**)



Oak (**O**)



Walnut (**W**)



White (**WH**)



White / Oak Edge (**WO**)

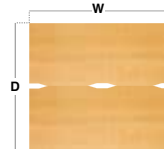
Please add frame finish followed by desktop colour when ordering eg. **EVTR-1600** with Black frame in White/Oak = **EVTR-1600-K-WO**

Elev8² Touch - Sit-stand Back-to-back Desks & Accessories

Back-to-Back Desks




CODE	W	D	H	RRP
EVTB-1200	1200	1650	675-1300	£2041
EVTB-1400	1400	1650	675-1300	£2092
EVTB-1600	1600	1650	675-1300	£2143



- Two straight 800mm deep desks back-to-back with adjustability from 675mm-1300mm
- Powerful twin motors raise and lower the back-to-back desks independently

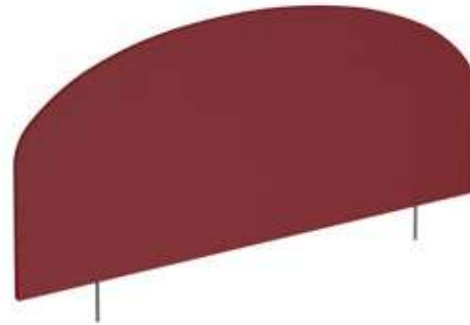
Vibe Elev8² 600mm High Screens for Back-to-Back Desks



CODE	W	D	H	Band A	Band B	Band C	Band D	Band E
EVSS-1200	1200	25	600	£198	£209	£220	£242	£270
EVSS-1400	1400	25	600	£254	£264	£275	£308	£360
EVSS-1600	1600	25	600	£281	£303	£324	£363	£438

- Made to order designer office screens 600mm high
- 25mm thick screens specifically designed for Elev8² Touch back-to-back desks


Vibe Elev8² Curved Screens for Back-to-Back Desks



CODE	W	D	H	Band A	Band B	Band C	Band D	Band E
EVSC-1200	1200	25	400/700	£220	£232	£242	£264	£292
EVSC-1400	1400	25	400/700	£275	£286	£297	£330	£382
EVSC-1600	1600	25	400/700	£303	£324	£346	£385	£460

- Made to order designer office screens 700mm high at central point
- 25mm thick screens specifically designed for Elev8² Touch back-to-back desks

Lower Cable Channel for Back-to-Back Desks



CODE	W	D	H	RRP
EV-LCC-854	1028	250	100	£103
EV-LCC-1054	1228	250	100	£133
EV-LCC-1254	1428	250	100	£164

- Shared cable tray with cover which sits central to two back-to-back Elev8² desks
- Supplied with lid and cable runs between the tray for cable management

Vertical Cable Chain

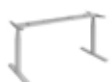


CODE	W	D	H	RRP
EV-CHAIN-K	52	25	1000	£77

- Fits inside the lower cable channel of back-to-back desks for cable management
- Easy to fit and available in black only



Black frame (**K**)



Silver frame (**S**)



White frame (**WH**)



Beech (**B**)



Oak (**O**)



Walnut (**W**)



White (**WH**)




White / Oak Edge (**WO**)

Please add frame finish followed by desktop colour when ordering eg. **EVTB-1600** with Black frame in White/Oak = **EVTB-1600-K-WO**



Elev8² Touch - Bluetooth Control Unit



Bluetooth Control Unit

Having the option to stand, as well as sit during the work day has been proven not only to benefit the health of the user but also of the business, dramatically improving health, well-being and energy levels of employees. However just simply having a height adjustable desk is not always enough to make some employees vary their posture throughout the working day. The app has been developed to remind you when it is time to change postures and help you achieve activity goals.

CODE	RRP
EVT-BCU	£70

- Memory function to set your own height preference settings
- Customised sit-stand cycle to remind you to stand up at the right time
- Tracks all the time you've stood
- Calculates calories burned during your standing
- Safety support with error alarm notices



Simply insert the dongle into the control box and fit to your existing Elev8² Touch sit-stand desk, download the free app and then pair the app with any connected Elev8² Touch desk to take charge of your work experiences. The height adjustable desk can then be adjusted via a smartphone or tablet.

Get the most out of your height adjustable desk by reminding you to vary your position during the day, with the ability to control the height of your desk as well as memory settings for everyday use.



Elev8² Touch - Battery Pack



Battery Pack

With the Elev8² battery pack you can enjoy the smooth, fast, electrically powered height adjustable features of an Elev8² desk, without the need for any power leads. Perfect for accommodating sit-stand desks in locations where getting access to a wall plug may not be convenient, this battery pack discreetly mounts to the underside of Elev8² Touch desks and works for up to 4 weeks on a single charge.

CODE	W	D	H	RRP
EVT-BPK	215	85	35	£350

- Easy detachable battery pack which can be charged with a standard USB
- LED indicator and buzzer for battery capacity status
- Rechargeable battery that provides mobility to office furniture
- Slim and easy mounting dock, perfect for desk applications



A LED light and buzzer lets you know when you're low on power, and a recharge only takes a few hours. The Elev8² battery pack is perfect for people who like the idea of saving energy and going off the grid, at home or in the office.

ELEV8² MONO


SIT-STAND DESKING

Elev8² Mono sit-stand desks allow the individual user to electronically adjust the desk height from a sitting to a standing position with the touch of a button. Having the option to stand, as well as sit during the work day has been proven not only to benefit the health of the user but also of the business, dramatically improving health, well-being and energy levels of employees.

Featuring value and versatility at its best, Elev8² Mono height adjustable desks with a single motor provide affordable features and durable design to transform the workplace with healthy flexibility and mass appeal. Put simply, a healthier workforce is a happier, more motivated and more productive workforce. Not to mention the reduced risk of sickness days due to back problems & other symptoms of sedentary work habits.

STYLE

STRAIGHT



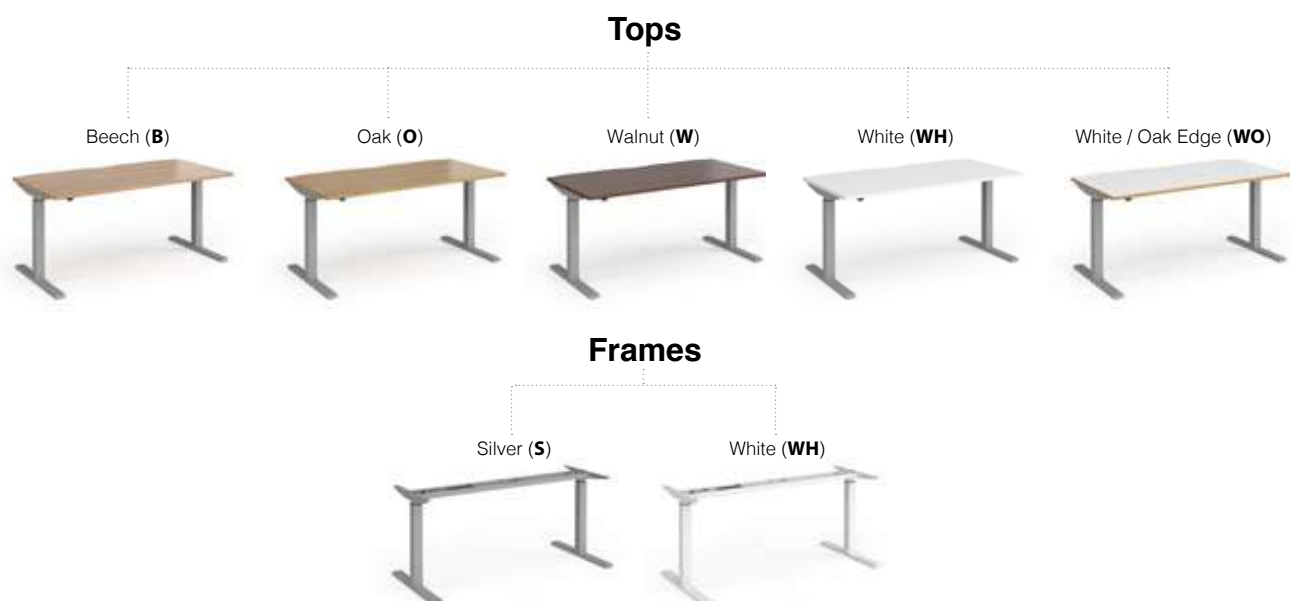


ELEV8² MONO Sit-Stand Desking



Finish Options

Desktops available in Beech, Oak, White, Walnut and White with Oak trim. Frames available in Silver and White



Details & Features



Single Motor

Sit-stand desk height adjustment is made through a single motor for fluid and natural movement of the 25mm desktops with a maximum weight loading of 160kg



Two Part Frame

The two tiered leg column offers adjustability from 675mm to 1175mm with a low noise level of 44db to provide all the health benefits of periodic standing



Fabric Screens

Vibe desktop screens are available in special sizes for Elev8² Mono single desks, with a range of 600mm high screens to provide an element of privacy and minimise sound intrusion in the workplace.



Cable Management

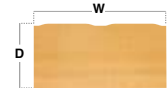
A vertical cable spine is a simple, attractive solution to carry wires from floor to desktop when the Elev8² Mono single desk is at its highest and lowest point, with oval shaped segments and a weighted base.

Elev8² Mono - Desks & Accessories

Single Desk



CODE	W	D	H	RRP
EVM-1200	1200	800	675-1175	£776
EVM-1400	1400	800	675-1175	£796
EVM-1600	1600	800	675-1175	£817



- Single straight desks 800mm deep with adjustability from 675mm-1175mm
- The single motor adjusts the desktop height at a 44db noise level

Vibe Elev8² Screen for Single Desks




CODE	W	D	H	Band A	Band B	Band C
EV1000	1000	25	600	£169	£181	£203
EV1200	1200	25	600	£192	£203	£224
EV1400	1400	25	600	£214	£224	£247
EV1600	1600	25	600	£237	£247	£269



Made to Order
Bands A, B & C

- Made to order designer office screens supplied with fitting brackets
- 25mm thick screens which are 600mm high specifically for Elev8² single desks

Upper Cable Channel



CODE	W	D	H	RRP
EV-UCC	800	100	100	£41

- Cable management tray to use on single straight desks
- Positioned under the Elev8² desk so cables are out of the way

Vertical Cable Spiral



CODE	W	D	H	RRP
EV-SN	80	80	150-1300	£67

- Simple attractive solution which extends to carry cables from floor to desktop
- Spring like expansion from 150mm-1300mm working length



Silver frame (**S**)



White frame (**WH**)



Beech (**B**)



Oak (**O**)



Walnut (**W**)



White (**WH**)



White / Oak Edge (**WO**)

Please add frame finish followed by desktop colour when ordering eg. **EVM-1600** with Silver frame in Beech = **EVM-1600-S-B**



ADAPT II

BENCH DESK SYSTEM

Adapt II is our vision for systems furniture in the contemporary office. Offering a new, flexible approach to office furniture design, it is perfect for matching desking with meeting tables and even executive desk design for the totally integrated look. Sleek and stylish with clean cut lines and balanced proportions, the Adapt II benching solution is a real stand out in the modern office environment.


Comprising a sturdy steel subframe and bench tops which take on a floating appearance, Adapt II offers a clean and minimal look to the workplace. Desk legs can be shared, making it an aesthetically pleasing, cost effective and practical system for high density office spaces, and the sliding top options allows for easy cable management from above the desk whilst still satisfying the demands of a busy organisation.

STYLES


STRAIGHT



RETURN DESK



BACK-TO-BACK





ADAPT II Bench Desk System

Desktops

Fixed or sliding with scalloped cutouts

Screens

Aluminium frame see page 169

Frames

Choice of black, silver and white

Gemini chair

See page 318

Finish Options

Desktops available in Beech, Oak, Walnut, White and White with Oak trim. Frames available in Black, Silver and White

Tops

Beech (B)

Oak (O)

Walnut (W)

White (WH)

White / Oak Edge (WO)



Frames

Black (K)

Silver (S)

White (WH)



Details & Features



25mm Desktops

Featuring durable 25mm melamine worktops available in five finish options, with steel framework available in black, silver and white



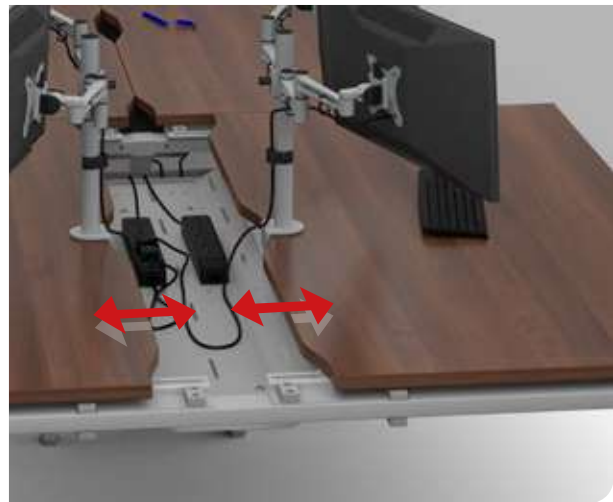
Desktop Cutouts

Each desk has three scalloped cut outs in the 25mm tops allowing cables to pass directly through to the cable tray and cable risers to ensure complete cable control



Cable Management

Vertical cable management allows cables to rise from the floor via single leg and mass cable risers into shared cable trays to improve office aesthetics and safety



Optional Sliding Tops


The desktops slide forward to a maximum distance of 125mm giving you greater access to the cable tray, allowing easy access from the top

Adapt II - Single Desks

Single Desk 600mm



CODE	W	D	H	RRP
E126	1200	600	725	£339
E146	1400	600	725	£352
E166	1600	600	725	£374




- Single straight desks 600mm deep with scalloped cut outs in the desktops
- Sturdy steel framework and bench tops which take on a floating appearance

Single Desk 800mm



CODE	W	D	H	RRP
E128	1200	800	725	£376
E148	1400	800	725	£396
E168	1600	800	725	£422

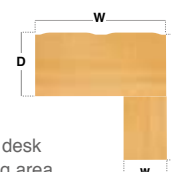


- Single straight desks 800mm deep with scalloped cut outs in the desktops
- Sturdy steel framework and bench tops which take on a floating appearance

Straight Desk with Return



CODE	W	D	H	w	d	RRP
ER1488	1400	800	725	600	1600	£550
ER1688	1600	800	725	600	1600	£570



- Rectangular desks 800mm deep complete with 800mm return desk
- Return can be fitted to either side of desk to extend the working area



Beech (**B**)



Oak (**O**)



Walnut (**W**)



White (**WH**)



White / Oak Edge (**WO**)



Black frame (**K**)



Silver frame (**S**)



White frame (**WH**)

Adapt II - Straight Desk Clusters

Back To Back Desks



CODE	W	D	H	RRP
E1212	1200	1200	725	£621
E1412	1400	1200	725	£645
E1612	1600	1200	725	£691
E1216	1200	1600	725	£663
E1416	1400	1600	725	£700
E1616	1600	1600	725	£752



- Two straight desks back-to-back with scalloped cut outs in the desktops
- Extended sturdy steel framework and bench tops which take on a floating look

Double Back To Back Desks




CODE	W	D	H	RRP
E2412	2400	1200	725	£1016
E2812	2800	1200	725	£1066
E3212	3200	1200	725	£1157
E2416	2400	1600	725	£1097
E2816	2800	1600	725	£1173
E3216	3200	1600	725	£1274



- Four straight desks in a double back-to-back bench desk configuration
- Legs are shared between desk clusters with a recessed centre leg support

Triple Back To Back Desks



CODE	W	D	H	RRP
E3612	3600	1200	725	£1411
E4212	4200	1200	725	£1486
E4812	4800	1200	725	£1621
E3616	3600	1600	725	£1533
E4216	4200	1600	725	£1646
E4816	4800	1600	725	£1798



- Six straight desks in a triple back-to-back bench desk configuration
- Legs are shared between desk clusters with two recessed centre leg supports



Beech (B)



Oak (O)



Walnut (W)



White (WH)



White / Oak Edge (WO)



Black frame (K)



Silver frame (S)



White frame (WH)


Please add frame finish followed by desktop colour when ordering eg. **E1616** with Black frame in Beech = **E1616-K-B**

Adapt II - Return Desk Clusters

Back To Back Desks with Returns



CODE	W	D	H	w	d	RRP
ER14168	1400	1600	725	600	3200	£1000
ER16168	1600	1600	725	600	3200	£1050

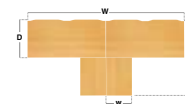


- Two straight desks back-to-back with scalloped cutouts and return desks
- Extended sturdy steel framework and bench tops which take on a floating look

Double Straight Desks with Returns



CODE	W	D	H	w	d	RRP
ER2888	2800	800	725	600	1600	£1000
ER3288	3200	800	725	600	1600	£1050

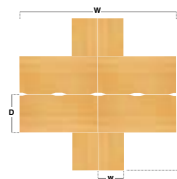


- Two straight desks side-by-side with scalloped cutouts and return desks
- Returns can be fitted to either side of desk to extend the working area

4 Desk Cluster with Return Desks



CODE	W	D	H	w	d	RRP
ER28168	2800	800	725	600	3200	£1700
ER32168	3200	800	725	600	3200	£1800



- Back-to-back desks with returns for a modern bench desk configuration
- Legs are shared between desk clusters with a recessed centre leg support



Beech (B)



Oak (O)



Walnut (W)



White (WH)



White / Oak Edge (WO)



Black frame (K)




Silver frame (S)



White frame (WH)

Please add frame finish followed by desktop colour when ordering eg. **ER14168** with Silver frame in Beech = **ER14168-S-B**



Adapt II - Bench Desk System - Starter and Add-on Desks

Add-on Units Single



CODE	W	D	H	RRP
E126-AB	1200	600	725	£225
E146-AB	1400	600	725	£239
E166-AB	1600	600	725	£262
E128-AB	1200	800	725	£250
E148-AB	1400	800	725	£269
E168-AB	1600	800	725	£294

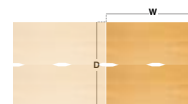


- Single straight add-on unit desk with scalloped cut outs in the desktops
- Recessed leg is positioned in the centre of bench desks with further add-on units

Add-on Units Back To Back



CODE	W	D	H	RRP
E1212-AB	1200	1200	725	£397
E1412-AB	1400	1200	725	£423
E1612-AB	1600	1200	725	£468
E1216-AB	1200	1600	725	£437
E1416-AB	1400	1600	725	£474
E1616-AB	1600	1600	725	£524



- Two straight starter unit desks back-to-back with scalloped cut outs
- Extend into a modular system with back-to-back desk add-on units

Start simple Then Adapt easily!

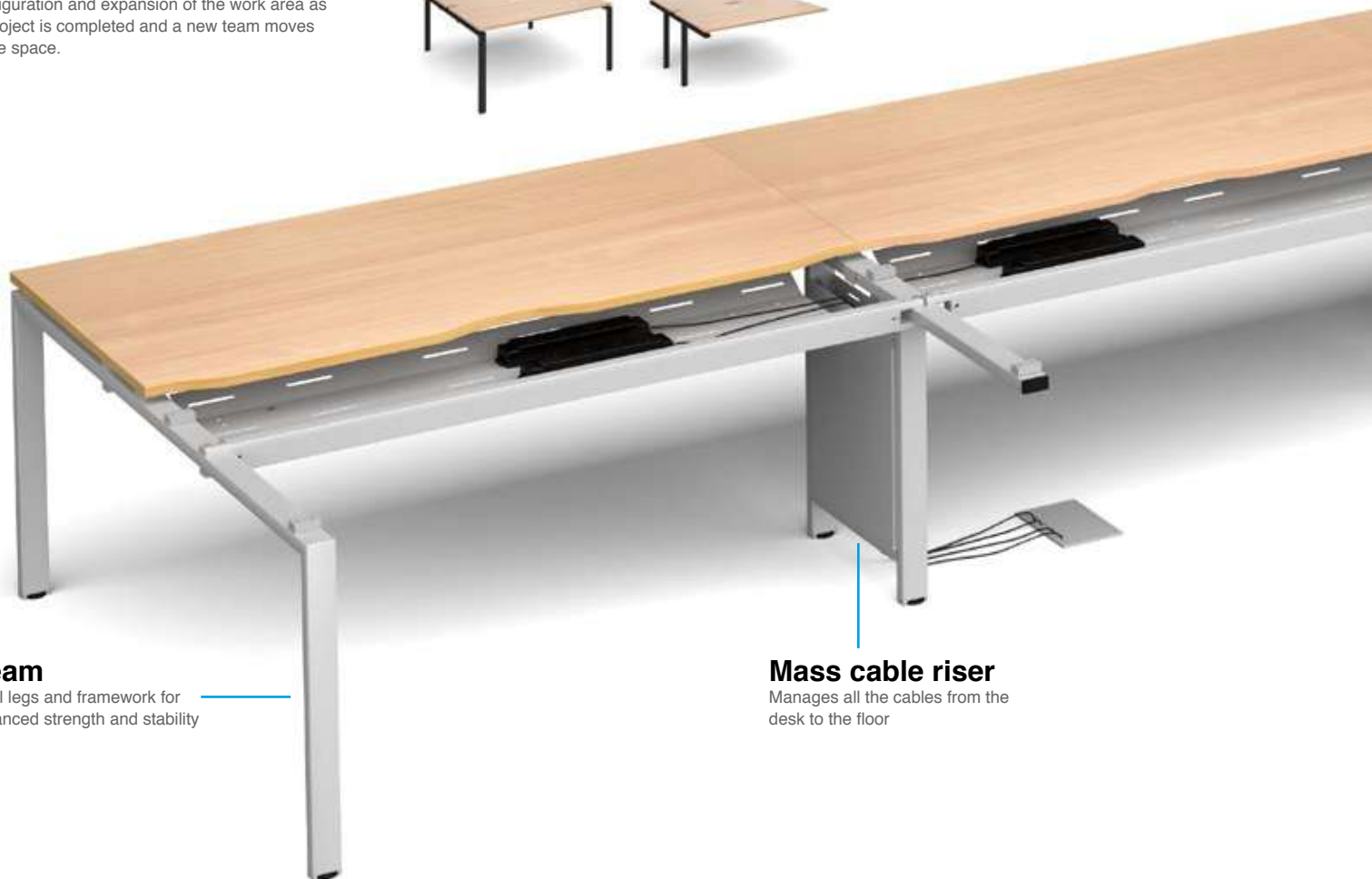
Offering choice is essential when creating a space for an agile workforce, and Adapt's thoughtful design and versatile components help you to do more with less.

The flexibility of bench desking allows for easy reconfiguration and expansion of the work area as one project is completed and a new team moves into the space.

Start & Add

Each bench desk configuration starts with a starter unit which can be back-to-back desks, double back-to-back desks, or triple back-to-back desks. Choose your starter unit width, depth and colour

Then simply add your add-on units.



Beam

Steel legs and framework for enhanced strength and stability

Mass cable riser

Manages all the cables from the desk to the floor



Beech (B)



Oak (O)



Walnut (W)



White (WH)



White / Oak Edge (WO)



Black frame (K)



Silver frame (S)



White frame (WH)

Please add frame finish followed by desktop colour when ordering eg. **E166-AB** with White frame in White/Oak = **E166-AB-WH-WO**

Adapt II - Bench Desk System - Starter and Add-on Desks

Add-on Single Return Desk



CODE	W	D	H	RRP
ER86-AB	800	600	725	£150

- 800mm return desk that sits on either side of the straight desks
- Comes complete with Adapt leg frame to retro-fit existing straight desks

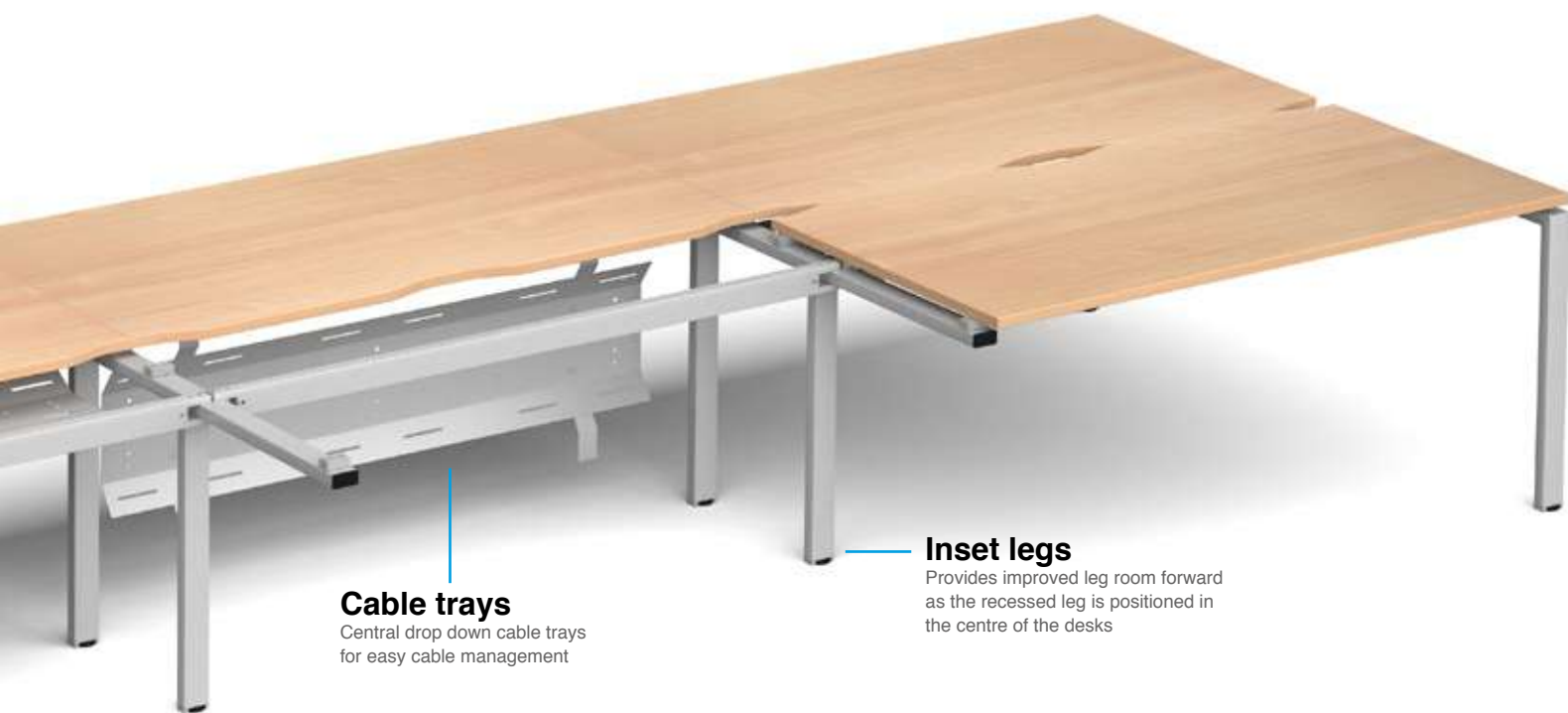
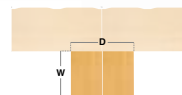


Add-on Double Return Desks



CODE	W	D	H	RRP
ER812-AB	800	1200	725	£300

- Two return desks side by side for use with 800m straight desks side by side
- Extended sturdy steel framework and return tops which take on a floating look



Cable trays

Central drop down cable trays for easy cable management

Inset legs

Provides improved leg room forward as the recessed leg is positioned in the centre of the desks

How it works

Today's benching solution has improved flexibility, mobility, and easy access to power and data, which make it the ideal solution for open plan offices to facilitate interaction and collaboration among workers. These desk clusters are available in numerous sizes, leg colours and desktop finishes, with screen options and bespoke cable management solutions – everything an office needs to create a happy, healthy, high performing working environment.

Please note:

Don't mix 600mm deep desks with 800mm deep desks, and don't mix 1200mm deep with 1600mm deep back-to-back desk clusters. You can't mix fixed tops and sliding top desks.



Beech (B)



Oak (O)



Walnut (W)



White (WH)



White / Oak Edge (WO)



Black frame (K)



Silver frame (S)

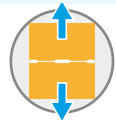


White frame (WH)

Please add frame finish followed by desktop colour when ordering eg. **ER86-AB** with Black frame in Beech = **ER86-AB-K-B**

Adapt II - Bench Desk System - Sliding Tops

Back To Back Desks - Sliding Tops

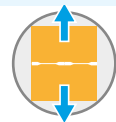


CODE	W	D	H	RRP
STE1212	1200	1200	725	£794
STE1412	1400	1200	725	£826
STE1612	1600	1200	725	£884
STE1216	1200	1600	725	£848
STE1416	1400	1600	725	£897
STE1616	1600	1600	725	£961

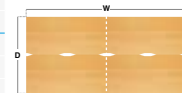


- Two straight desks back-to-back with scalloped cut outs in the tops
- Desktops slide forward up to 125mm allowing greater cable access

Double Back To Back Desks - Sliding Tops

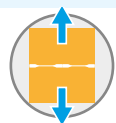



CODE	W	D	H	RRP
STE2412	2400	1200	725	£1299
STE2812	2800	1200	725	£1364
STE3212	3200	1200	725	£1479
STE2416	2400	1600	725	£1406
STE2816	2800	1600	725	£1502
STE3216	3200	1600	725	£1630

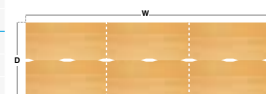


- Four straight desks in a double back-to-back bench desk configuration
- Desktops slide forward up to 125mm allowing greater cable access

Triple Back To Back Desks - Sliding Tops



CODE	W	D	H	RRP
STE3612	3600	1200	725	£1804
STE4212	4200	1200	725	£1900
STE4812	4800	1200	725	£2076
STE3616	3600	1600	725	£1962
STE4216	4200	1600	725	£2108
STE4816	4800	1600	725	£2300



- Six straight desks in a triple back-to-back bench desk configuration
- Desktops slide forward up to 125mm allowing greater cable access



Beech (B)



Oak (O)



Walnut (W)



White (WH)



White / Oak Edge (WO)



Black frame (K)



Silver frame (S)



White frame (WH)

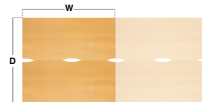
Please add frame finish followed by desktop colour when ordering eg. **STE1616** with Silver frame in Walnut = **STE1616-S-W**

Adapt II - Bench Desk System - Sliding Tops

Starter Units Back To Back - Sliding Tops



CODE	W	D	H	RRP
STE1212-SB	1200	1200	725	£794
STE1412-SB	1400	1200	725	£826
STE1612-SB	1600	1200	725	£884
STE1216-SB	1200	1600	725	£848
STE1416-SB	1400	1600	725	£897
STE1616-SB	1600	1600	725	£961

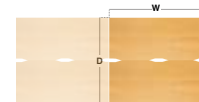


- Two straight starter unit desks back-to-back with tops that slide forward
- Extend into a modular bench desk system with back-to-back desk add-on units

Add-on Units Back To Back - Sliding Tops



CODE	W	D	H	RRP
STE1212-AB	1200	1200	725	£507
STE1412-AB	1400	1200	725	£540
STE1612-AB	1600	1200	725	£597
STE1216-AB	1200	1600	725	£559
STE1416-AB	1400	1600	725	£608
STE1616-AB	1600	1600	725	£672




- Two straight add-on unit desks back-to-back with tops that slide forward
- Recessed leg is positioned in the centre of the bench desks

Sliding tops

Adapt desks with sliding tops are the perfect solution to your bench desk needs, with the helping hand of having easy access to the cables and cable trays between the desks.

The tops of these desks slide back and forward up to 125mm when required to allow easy access between back to back desks to attach screens or to access the cable management system. Each top can be moved individually.



Beech (B)



Oak (O)



Walnut (W)



White (WH)



White / Oak Edge (WO)



Black frame (K)



Silver frame (S)




White frame (WH)

Please add frame finish followed by desktop colour when ordering eg. **STE1616-SB** with Silver frame in Walnut = **STE1616-SB-S-W**

Adapt II - Cable Management

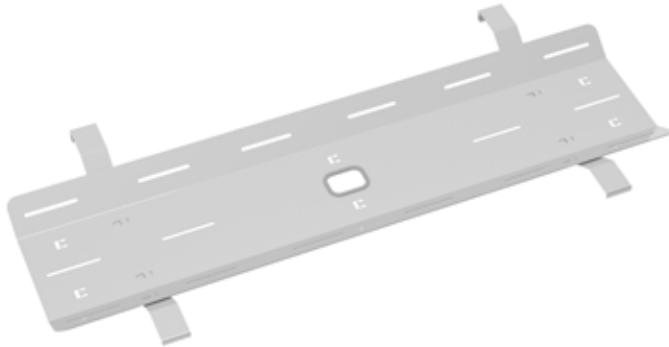
Single Desk Cable Trays



CODE	W	D	H	RRP
ED12SCT	1000	100	60	£60
ED14SCT	1200	100	60	£70
ED16SCT	1400	100	60	£103

- Cable management tray to use on single straight desks
- Positioned under the desk so cables are out of the way but easily accessible


Central Drop Down Cable Trays & Brackets



CODE	W	D	H	RRP
ED12DCT	1000	320	60	£110
ED14DCT	1200	320	60	£115
ED16DCT	1400	320	60	£121

- Shared cable tray which sits central to two back-to-back desks
- Cables can run between two trays for effective cable management & drops down

Mass Vertical Cable Riser




- Shown with cover



CODE	W	D	H	RRP
EDCR	390	65	500	£126

- Fits between recessed centre leg supports to allow cables to rise from the floor
- Front panel can be removed quickly and easily to gain access to wires



Black (**K**)




Silver (**S**)



White (**WH**)

Products available in Black, Silver, White. Please add metal finish when ordering eg. **EDMCR** in Silver = **EDMCR-S**



FUZE

STYLISH BENCH DESKING

Increasingly, businesses are moving away from dedicated single employee workspaces, towards more flexible working environments, and bench desk systems are the ideal solution for high density open plan workplaces. Fuze bench desks blend the best of European design with the highest workmanship standards to span a wide range of applications and support the most creative of workspaces.


Fuze bench desks provide the perfect answer for a less corporate modern office. The simple, flexible design naturally assimilates to the task or application at hand and the solid oak legs are built to last, exemplifying elegance and sophistication. Fuze's clean, functional lines and co-ordinated desktop finish options offer everything you need to be inspired and productive.

STYLES

STRAIGHT



BACK-TO-BACK






FUZE Stylish bench desking



Finish Options

Desktops available in Oak, White and White with Oak trim. Frames available in White with solid Oak legs



Details & Features



Wooden Legs

The sleek, curved lines of the solid oak legs give Fuze a contemporary look and deliver a combination of form, function and sophistication in any office environment



25mm Desktops

Featuring durable 25mm melamine worktops available in white with two edging options on a white steel framework for enhanced strength and stability



Desktop Cutouts

Each desk has three scalloped cut outs in the 25mm tops allowing cables to pass directly through to the cable tray and cable risers to ensure complete cable control



Cable Management

Vertical cable management allows cables to rise from the floor via mask cable risers into shared cable trays to improve office aesthetics and safety

Fuze - Bench Desk System

Single Desk



CODE	W	D	H	RRP
FZ128	1200	800	725	£645
FZ148	1400	800	725	£673
FZ168	1600	800	725	£699

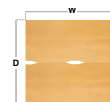


- Single straight desks 800mm deep with scalloped cutouts in the desktops
- Solid oak leg frame provides a stylish twist on bench desking with a steel frame

Back To Back Desks



CODE	W	D	H	RRP
FZ1216	1200	1600	725	£780
FZ1416	1400	1600	725	£833
FZ1616	1600	1600	725	£860

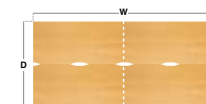


- Two straight 800mm deep desks back-to-back with scalloped cutouts in the desktops
- Solid oak leg frame provides a stylish twist on bench desking with a steel frame

Double Back To Back Desks



CODE	W	D	H	RRP
FZ2416	2400	1600	725	£1236
FZ2816	2800	1600	725	£1344
FZ3216	3200	1600	725	£1397



- Four straight 800mm deep desks in a double back-to-back bench desk configuration
- Solid oak legs are shared between desk clusters with a recessed centre leg support

Triple Back To Back Desks



CODE	W	D	H	RRP
FZ3616	3600	1600	725	£1692
FZ4216	4200	1600	725	£1853
FZ4816	4800	1600	725	£1933



- Six straight 800mm deep desks in a triple back-to-back bench desk configuration
- Solid oak legs are shared between desk clusters with 2 recessed centre leg supports



White frame (**WH**)



Oak (**O**)



White (**WH**)



White / Oak Edge (**WO**)

Fuze - Bench Desk System

Starter Units Back To Back



CODE	W	D	H	RRP
FZ1216-SB	1200	1600	725	£780
FZ1416-SB	1400	1600	725	£833
FZ1616-SB	1600	1600	725	£860

- Two straight 800mm deep desk starter units back-to-back with scalloped cutouts
- Extend into a modular bench desk system with back-to-back desk add-on units

Add-on Units Back To Back



CODE	W	D	H	RRP
FZ1216-AB	1200	1600	725	£457
FZ1416-AB	1400	1600	725	£511
FZ1616-AB	1600	1600	725	£538

- Two straight 800mm deep desk add-on units back-to-back with scalloped cutouts
- Recessed solid oak leg is positioned in the centre of the desks

Start simple Then Fuze together!

Offering choice is essential when creating a space for an agile workforce, and Fuze's stylish design and versatile components help you to do more with less.

The flexibility of bench desking allows for easy reconfiguration and expansion of the work area as one project is completed and a new team moves into the space.



Cable trays

Central drop down cable trays for easy cable management

Mass cable riser

Manages all the cables from the desk to the floor

Inset leg

Provides improved leg room forward as the recessed leg is positioned in the centre of the desks

Modern framework

Solid oak legs and steel framework for enhanced strength and stability

Start & Add

Each bench desk configuration starts with a starter unit – which can be back-to-back desks, double back-to-back desks, or triple back-to-back desks. Choose your starter unit width, depth and colour

Then simply add your add-on units.



White frame (WH)



Oak (O)



White (WH)




White / Oak Edge (WO)

Please add frame finish followed by desktop colour when ordering eg. **FZ1616-SB** in White frame with White top = **FZ1616-SB-WH-WH**

Fuze - Cable Management

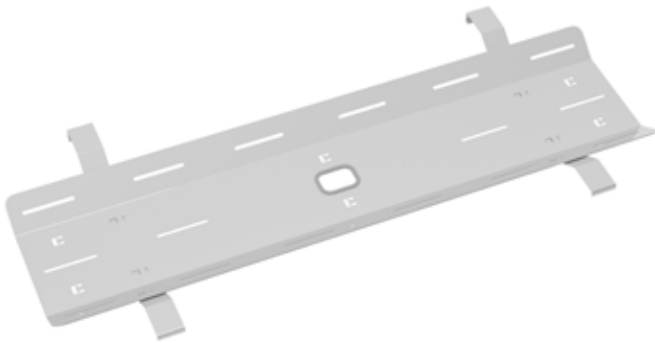
Single Desk Cable Tray



CODE	W	D	H	RRP
ED12SCT	1000	100	60	£60
ED14SCT	1200	100	60	£70
ED16SCT	1400	100	60	£103

- Cable management tray to use on single straight desks
- Positioned under the desk so cables are out of the way but easily accessible

Central Drop Down Cable Tray & Bracket



CODE	W	D	H	RRP
ED12DCT	1000	320	60	£110
ED14DCT	1200	320	60	£115
ED16DCT	1400	320	60	£121

- Shared cable tray which sits central to two back-to-back desks
- Cables can run between two trays for effective cable management & drops down

Mass Vertical Cable Riser



- Shown with cover



CODE	W	D	H	RRP
FZCR	188-570	80	520	£97

- Fits between recessed centre leg supports to allow cables to rise from the floor
- Front panel can be removed quickly and easily to gain access to wires



White (WH)



CONNEX


MODULAR BENCH DESKING

As bench solutions are becoming more popular and mainstream in open plan offices, the Connex range has been developed in response to modern office design and is a more cost effective alternative to the popular Adapt II benching solution. Through its twin fixed beam steel frame construction, Connex is robust enough to cope with the rigours of a busy office and is an ideal modular system for high density office spaces.

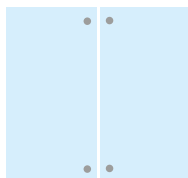
Connex bench desking is based on one principle – simplicity. With its clean lines and elegant form, Connex offers a choice of classic tried and tested configurations from a single desk to hundreds of workstations in a wide variety of sizes to fit any office space. The legs can be shared between bench clusters, which not only look aesthetically pleasing, but save space and decreases costs, whilst incorporating very effective cable management.

STYLES

STRAIGHT



BACK-TO-BACK





CONNEX Modular Bench Desking

Desktops

Straight with 2 cable access ports

Vibe screens

See page 166



Frames

Silver or white legs

Sway chair

See page 319

Finish Options

Desktops available in Beech, Maple, Oak, Walnut and White. Frames available in Silver and White

Tops

Beech (B)

Maple (M)

Oak (O)

Walnut (W)

White (WH)



Frames

Silver (S)

White (WH)



Details & Features



25mm Desktops

Clean lines and balanced proportions make Connex stand out in the modern office. Desktops are available in five finishes ensuring Connex looks the part in any office environment



Bench Leg & Framework

The foundation of Connex is a powder coated square steel framework for enhanced strength and stability that forms the structure of the range - finished in silver or white



Cable Management

Horizontal and vertical cable management allows cables to rise from the floor via mass cable risers and shared cable trays, to improve office aesthetics and safety



Modular System

Connex is a modular workspace system for high density office spaces. Assembly per cluster is quick and easy through its highly engineered parts which further increase the system's functionality

Connex - Desks

Straight Single Desk



CODE	W	D	H	RRP
CO128	1200	800	725	£312
CO148	1400	800	725	£328
CO168	1600	800	725	£351

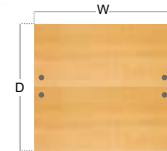


- Single straight desks 800mm deep with two cable access ports
- Rectangular steel framework in silver or white with excellent strength & stability

Back To Back Desks



CODE	W	D	H	RRP
CO1216	1200	1600	725	£548
CO1416	1400	1600	725	£582
CO1616	1600	1600	725	£622

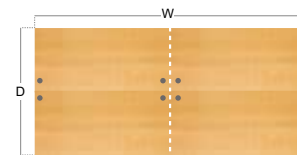


- Two straight 800mm deep desks back-to-back, both with two cable access ports
- Extended rectangular steel framework in silver or white for added strength & stability

Double Back To Back Desks



CODE	W	D	H	RRP
CO2416	2400	1600	725	£909
CO2816	2800	1600	725	£983
CO3216	3200	1600	725	£1055

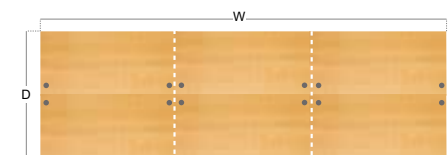


- Four straight 800mm deep desks in a double back-to-back bench desk configuration
- Legs are shared between desk clusters with a recessed centre leg support to save space and costs

Triple Back To Back Desks



CODE	W	D	H	RRP
CO3616	3600	1600	725	£1304
CO4216	4200	1600	725	£1365
CO4816	4800	1600	725	£1489



- Six straight 800mm deep desks in a triple back-to-back bench desk configuration
- Legs are shared between desk clusters with two recessed centre leg supports to save space and costs



Silver (S)



White (WH)



Beech (B)



Maple (M)



Oak (O)



Walnut (W)



White (WH)

Please add frame finish followed by desktop colour when ordering eg. **CO168** with White frame in Oak = **CO168-WH-O**

Connex - Starter & Add-on Desks

Starter Unit Single



CODE	W	D	H	RRP
CO128-SB	1200	800	725	£312
CO148-SB	1400	800	725	£328
CO168-SB	1600	800	725	£351



- Single straight desk starter unit 800mm deep with two cable access ports
- Extend into a modular bench desk system with single desk add-on units

Add-on Unit Single



CODE	W	D	H	RRP
CO128-AB	1200	800	725	£221
CO148-AB	1400	800	725	£239
CO168-AB	1600	800	725	£283

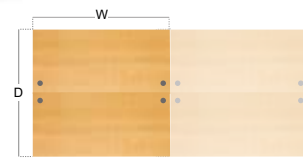


- Single straight desk add-on unit 800mm deep, supplied with a recessed centre leg
- Recessed leg is positioned in the centre of the bench desks

Starter Units Back To Back



CODE	W	D	H	RRP
CO1216-SB	1200	1600	725	£548
CO1416-SB	1400	1600	725	£582
CO1616-SB	1600	1600	725	£622

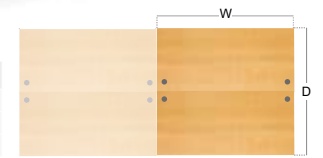


- Two straight 800mm deep desk starter units back-to-back with cable access ports
- Extend into a modular bench desk system with back-to-back desk add-on units

Add-on Units Back To Back



CODE	W	D	H	RRP
CO1216-AB	1200	1600	725	£361
CO1416-AB	1400	1600	725	£402
CO1616-AB	1600	1600	725	£435

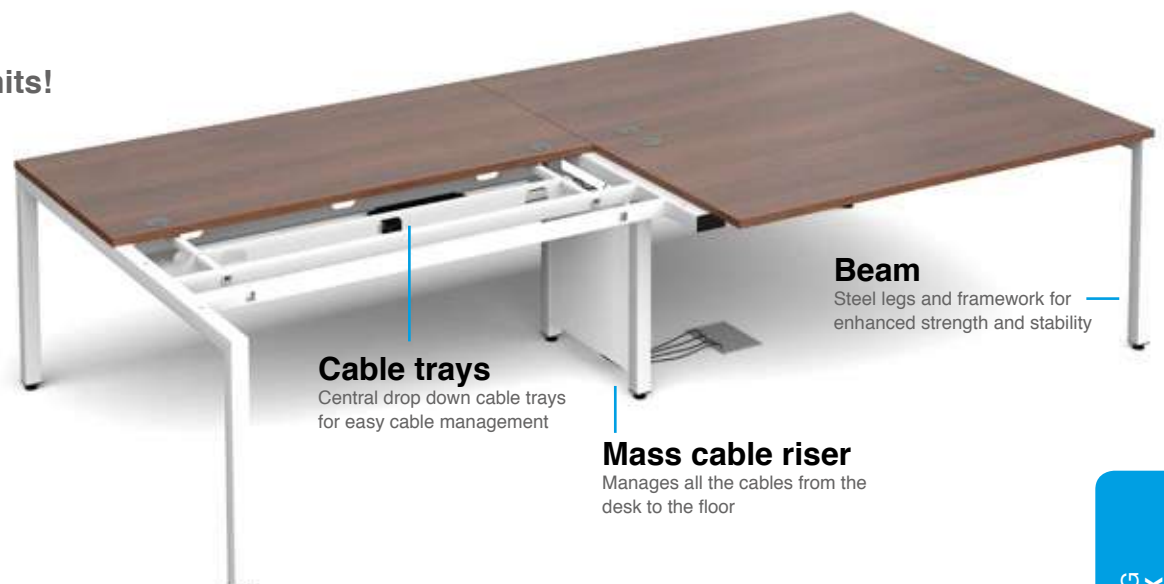


- Two straight 800mm deep desk add-on units back-to-back, supplied with a centre leg
- Recessed leg is positioned in the centre of the bench desks and can be extended

Start simple Then Connex add-on units!

Offering choice is essential when creating a space for an agile workforce, and Connex's clever design and versatile components help you to do more with less.

Each bench desk configuration starts with a starter unit – which can be back-to-back desks, double back-to-back desks, or triple back-to-back desks (show small images). Choose your starter unit width, depth and colour



Cable trays

Central drop down cable trays for easy cable management

Beam

Steel legs and framework for enhanced strength and stability

Mass cable riser

Manages all the cables from the desk to the floor



Silver (S)



White (WH)



Beech (B)



Maple (M)



Oak (O)



Walnut (W)




White (WH)

Please add frame finish followed by desktop colour when ordering eg. **CO128-SB** with Silver frame in Beech = **CO128-SB-5-B**

Connex - Cable Management

Single Cable Tray




• Shown front and back

CODE	W	D	H	RRP
COU12SCT	1000	75	50	£55
COU14SCT	1200	75	50	£62
COU16SCT	1400	75	50	£71

- Cable management tray to use on single straight desks
- Positioned under the desk so cables are out of the way but easily accessible



Double Cable Tray



CODE	W	D	H	RRP
COU12DCT	1000	300	100	£87
COU14DCT	1200	300	100	£95
COU16DCT	1400	300	100	£107

- Shared cable tray which sits central to two back-to-back desks
- Cables can run between two trays for effective cable management



Vertical Cable Riser



CODE	W	D	H	RRP
COUEDCR	450	50	700	£125

- Fits between recessed centre leg supports to allow cables to rise from the floor
- Front panel can be removed quickly and easily to gain access to wires



Silver (**S**)



White (**WH**)

Products available in Silver and White



TR10


MULTI-FUNCTIONAL DESKING

With its strong lines and elegant form, TR10 is a streamlined desking system built for demanding work places and is a popular choice for a wide range of projects. The cable managed cantilever leg design allows users to hide and store unsightly cables, keeping them off the ground where they could create trip hazards and making the desk area both safe and aesthetically pleasing.


The fully welded leg frames are robust enough to cope with the rigours of a busy office and are supported by a steel beam system for added stability. TR10's stylish, curved desktops are well-proportioned and will make a dynamic statement in any office, with a selection of desk clusters that make very efficient use of space whilst retaining a collaborative working environment.

STYLES


STRAIGHT



WAVE



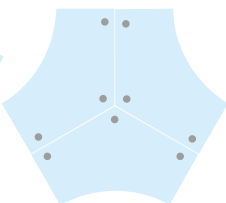
ERGONOMIC



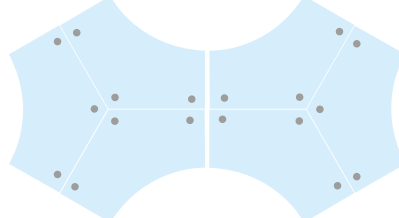
120°




120° Cluster x 3



120° Cluster x 6





TR10 Multi-functional Desking

Screens

Aluminium frame see page 169

Desktops

Choice of four shapes



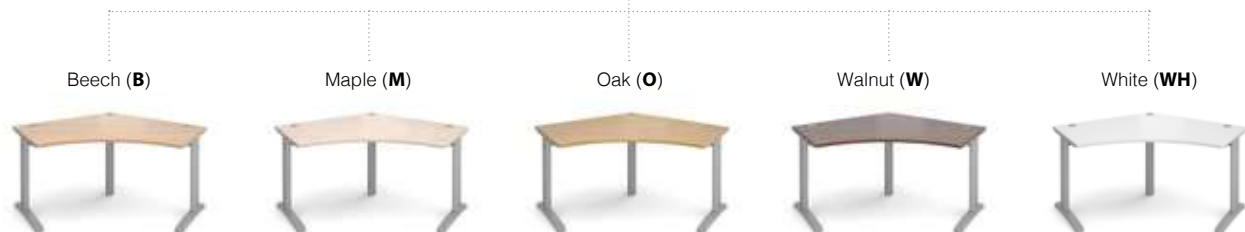
Frames

Cable managed
cantilever leg frames

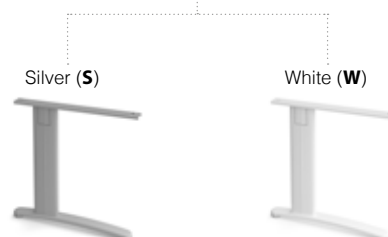
Finish Options

Desktops available in Beech, Maple, Oak, Walnut and White. Frames available in Silver and White

Tops



Frames



Details & Features



Cantilever Leg Frames

Leg frames are fully welded for quick assembly, now available at standard desk height or new height settable legs for users who require the flexibility of a height adjustable workstation



25mm Desktops

Featuring durable 25mm melamine worktops available in five finish options, with a choice of screen styles, sizes and colours to complement the range



Telescopic Beam

Beams slot into the leg frame for easy assembly. The telescopic beam extends to the correct size, whilst acting as the under desk cable management



Cable Management

The cantilever legs have vertical cable management allowing cables to rise from the floor to improve office aesthetics and safety

TR10 - Desks

Straight Desk 600mm



CODE	W	D	H	RRP
T608	800	600	725	£292
T610	1000	600	725	£297
T612	1200	600	725	£309
T614	1400	600	725	£316
T616	1600	600	725	£332
T618	1800	600	725	£344



- Rectangular desks 600mm deep with single access ports
- Smaller desks are ideal for areas where space is limited

Straight Desk 800mm



CODE	W	D	H	RRP
T8	800	800	725	£321
T10	1000	800	725	£326
T12	1200	800	725	£339
T14	1400	800	725	£344
T16	1600	800	725	£356
T18	1800	800	725	£403



- Rectangular desks 800mm deep with two cable access ports
- T8 & T10 only have one central cable access port

Return Desk

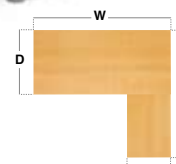


CODE	W	D	H	RRP
TR86	800	600	725	£180



- 800mm return desk that sits on either side of the straight 800mm desks
- Comes complete with TR10 leg frame to retro-fit existing straight desks

Single Desk with Return



CODE	W	D	H	w	d	RRP
TRD14	1400	800	725	600	1600	£524
TRD16	1600	800	725	600	1600	£536
TRD18	1800	800	725	600	1600	£583

- Rectangular desks 800mm deep complete with 800mm return desk
- Return can be fitted to either side of desk to extend the working area

Height Settable Straight 800mm Desk



CODE	W	D	H	RRP
THS8	800	800	725	£520
THS10	1000	800	725	£525
THS12	1200	800	725	£540
THS14	1400	800	725	£545
THS16	1600	800	725	£560
THS18	1800	800	725	£590



- Easily set the desk height at 630-830mm high or at 20mm intervals in between
- Ideal for people both tall and small, and as extended height for wheelchair access



Silver (**S**)



White (**W**)



Beech (**B**)



Maple (**M**)



Oak (**O**)



Walnut (**W**)



White (**WH**)

Please add frame finish followed by desktop colour when ordering eg. **T16** with Silver frame in Maple = **T16SM**

TR10 - Desks

Left Hand Wave Desk



CODE	W	D	H	d	RRP
TWL12	1200	800	725	990	£384
TWL14	1400	800	725	990	£396
TWL16	1600	800	725	990	£419

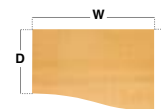


- Stylish, modern left hand wave desktops for a larger working area
- Use individually or side-by-side with the right hand desk for a full wave effect

Right Hand Wave Desk



CODE	W	D	H	d	RRP
TWR12	1200	800	725	990	£384
TWR14	1400	800	725	990	£396
TWR16	1600	800	725	990	£419

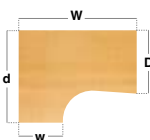


- Stylish, modern right hand wave desktops for a larger working area
- Use individually or side-by-side with the left hand desk for a full wave effect

Left Hand Ergonomic Desk



CODE	W	D	H	w	d	RRP
TBEL14	1400	800	725	600	1200	£443
TBEL16	1600	800	725	600	1200	£466
TBEL18	1800	800	725	600	1200	£488

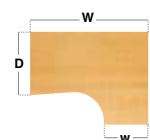


- Ergonomic left hand desktops with post leg return
- Ideal to fit into corners or cluster together to maximise office space

Right Hand Ergonomic Desk



CODE	W	D	H	w	d	RRP
TBER14	1400	800	725	600	1200	£443
TBER16	1600	800	725	600	1200	£466
TBER18	1800	800	725	600	1200	£488

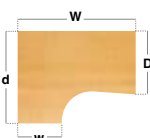


- Ergonomic right hand desktops with post leg return
- Ideal to fit into corners or cluster together to maximise office space

Left Hand Deluxe Ergonomic Desk



CODE	W	D	H	w	d	RRP
TDEL14	1400	800	725	600	1200	£582
TDEL16	1600	800	725	600	1200	£605
TDEL18	1800	800	725	600	1200	£628

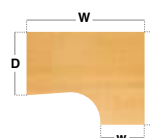


- Ergonomic left hand desktops with deluxe full leg return
- Ideal to fit into corners or cluster together to maximise office space

Right Hand Deluxe Ergonomic Desk



CODE	W	D	H	w	d	RRP
TDER14	1400	800	725	600	1200	£582
TDER16	1600	800	725	600	1200	£605
TDER18	1800	800	725	600	1200	£628



- Ergonomic right hand desktops with deluxe full leg return
- Ideal to fit into corners or cluster together to maximise office space



Silver (S)



White (W)



Beech (B)



Maple (M)



Oak (O)



Walnut (W)



White (WH)

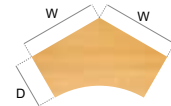
Please add frame finish followed by desktop colour when ordering eg. **TDER16** with Silver frame in Maple = **TDER16SM**

TR10 - 120° Desks

120 Degree Desk



CODE	W	D	H	RRP
T120	1000	600	725	£466

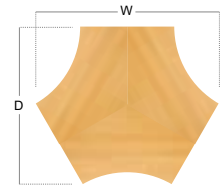


- Create an open and flexible desk configuration with 120 degree desks
- Curved desktop with three cable access ports to cater for different working styles

120 Degree Three Desk Clusters



CODE	W	D	H	RRP
T120X3	2332	2020	725	£1398

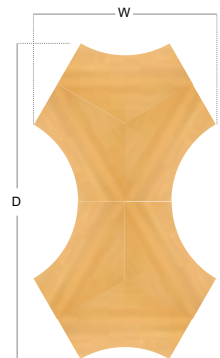


- Group of three 120 degree desks to create a cluster of workstations
- Ideal as a team cluster where interaction and collaboration are important

120 Degree Six Desk Clusters



CODE	W	D	H	RRP
T120X6	2332	4040	725	£2796



- Group of six 120 degree desks to create a modern, collaborative desk configuration
- Maximise space in the office, ideal for call centres and group working desks



Please add frame finish followed by desktop colour when ordering eg. **T120** with White frame in Beech = **T120WB**



VIVO


INTEGRATED CABLE MANAGEMENT

Vivo is an advanced desking system with contemporary styling and sleek, clean cut lines that lends itself to clear thinking and effective decision making. Removable leg covers with integrated wire management in the leg riser combine with the dual access cable cut-outs in the top corners of the modesty panel for complete cable management.


Featuring durable 25mm melamine worktops, heavy duty silver cantilever frames with height adjustable feet and fully integrated cable management designed to improve office aesthetics and safety, Vivo is both practical, visually pleasing and will enhance any office space, as well as improving your network with efficient data flow and full cable protection functionality.

STYLES


STRAIGHT



WAVE



ERGONOMIC





VIVO Integrated Cable Management



Finish Options

Desktops available in Beech, Maple, Oak, Walnut and White. Frames available in Silver



Details & Features



Cable Management

The cables are concealed in the legs to prevent loose cables underneath the desk, providing the perfect solution to all cable management requirements



Leg Covers

The desk legs have removable leg covers that allow easy and quick access to the cables when needed and the cables can also be passed from one desk to another



Back Panel Cutouts

Cut outs in 18mm back panels allow cables to pass directly through to the vertical cable managed legs to ensure complete cable control



25mm Desktops

Featuring durable 25mm melamine worktops available in five finish options, with a choice of screen styles, sizes and colours to complement the range

Vivo - Desks

Straight Desk 600mm



CODE	W	D	H	RRP
VEX8	800	600	725	£294
VEX10	1000	600	725	£297
VEX12	1200	600	725	£312
VEX14	1400	600	725	£324
VEX16	1600	600	725	£340
VEX18	1800	600	725	£354



- Rectangular desks 600mm deep with modesty panel
- Smaller desks are ideal for areas where space is limited

Straight Desk 800mm



CODE	W	D	H	RRP
V8	800	800	725	£330
V10	1000	800	725	£338
V12	1200	800	725	£346
V14	1400	800	725	£354
V16	1600	800	725	£376
V18	1800	800	725	£427



- Rectangular desks 800mm deep with modesty panel & two cable access ports
- V8 & V10 only have one central cable access port

Left Hand Wave Desk



CODE	W	D	H	d	RRP
VWL12	1200	800	725	990	£411
VWL14	1400	800	725	990	£432
VWL16	1600	800	725	990	£449

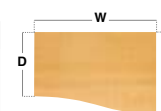


- Wave desktops for a larger working area with modesty panel & cable control
- Use individually or side-by-side with the right hand desk for a full wave effect

Right Hand Wave Desk



CODE	W	D	H	d	RRP
VWR12	1200	800	725	990	£411
VWR14	1400	800	725	990	£432
VWR16	1600	800	725	990	£449

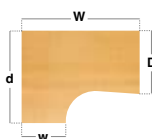


- Wave desktops for a larger working area with modesty panel & cable control
- Use individually or side-by-side with the left hand desk for a full wave effect

Ergonomic Left Hand Desk



CODE	W	D	H	w	d	RRP
VEL14	1400	800	725	600	1200	£488
VEL16	1600	800	725	600	1200	£521
VEL18	1800	800	725	600	1200	£574

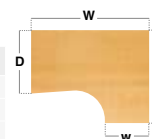


- Left hand desktops with modesty panels & full leg return with cable control
- Ideal to fit into corners or cluster together to maximise office space

Ergonomic Right Hand Desk



CODE	W	D	H	w	d	RRP
VER14	1400	800	725	600	1200	£488
VER16	1600	800	725	600	1200	£521
VER18	1800	800	725	600	1200	£574



- Right hand desktops with modesty panels & full leg return with cable control
- Ideal to fit into corners or cluster together to maximise office space



Silver (**S**)



Beech (**B**)



Maple (**M**)



Oak (**O**)



Walnut (**W**)



White (**WH**)

Please add desktop finish when ordering eg. **VEX16** in White = **VEX16WH**



MAESTRO 25


H-FRAME LEG

A staple for the modern office, The Maestro 25 desking range, with its minimal, modern styling and multiple colour options is there when you need it, but doesn't demand constant attention. With desktop finishes in beech, maple, oak, walnut and white complemented by the H-frame legs, it's easy to achieve the corporate image that you're looking to create.

The fully welded H-frame leg design ensures a strong and stable workstation finished in black, silver or white to complement the 25mm melamine desktops. A wide range of storage options are available from fixed and mobile pedestals to a selection of bookcases and cupboards, offering sensible storage solutions where efficiency and productivity are paramount.

STYLE

STRAIGHT





MAESTRO 25 H-Frame leg

Desktops

Available 600 & 800mm deep

Storage

Two and three drawer fixed pedestals

Frames

H-Frame in black, silver and white

Cornwall chair

See page 302

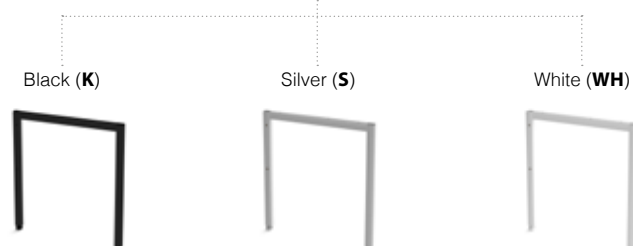
Finish Options

Desktops available in Beech, Maple, Oak, Walnut and White. Frames available in Black, Silver and White

Tops



Frames



Details & Features



H-Frame Leg Design

The fully welded H-frame leg design ensures a strong and stable workstation. The traditional four leg design is complete with adjustable feet



25mm Desktops

Featuring durable 25mm melamine worktops available in five finish options, with 600mm and 800mm deep desktops and a choice of fixed pedestals



Wooden Storage

A wide range of primary and secondary storage options accompanies the Maestro 25 range in all wood finishes to suit any office environment



Maestro 25 Choice

The Maestro 25 range has been designed to give you a wide choice of leg styles, colours, desk sizes and top designs – manufactured in the UK

Maestro 25 - H-Frame Leg 600mm Desks

Straight Desk



CODE	W	D	H	RRP
MH608	800	600	725	£176
MH610	1000	600	725	£179
MH612	1200	600	725	£189
MH614	1400	600	725	£201
MH616	1600	600	725	£209
MH618	1800	600	725	£275




- Rectangular desks 600mm deep with H-frame legs
- Single cable access port positioned centrally on desktop

Straight Desk With Two Drawer Pedestal



CODE	W	D	H	RRP
MH612P2	1200	600	725	£289
MH614P2	1400	600	725	£301
MH616P2	1600	600	725	£309
MH618P2	1800	600	725	£375




- Rectangular desks 600mm deep with H-frame legs & single cable access port
- Two drawer fixed pedestal which can be fitted to left or right hand side

Straight Desk With 2 x Two Drawer Pedestals



CODE	W	D	H	RRP
MH616P22	1600	600	725	£409
MH618P22	1800	600	725	£475



- Rectangular desks 600mm deep with H-frame legs & single cable access port
- 2 x two drawer fixed pedestals with shallow drawers and handles

New for 2020

Maestro 25 desks now available with Black H-Frame legs and 600mm deep desktops



Please add desktop finish when ordering eg. **MH616P22** with Silver frame in Maple = **MH616P22SM**

Maestro 25 - H-Frame Leg 800mm Desks

Straight Desk



CODE	W	D	H	RRP
MH8	800	800	725	£196
MH10	1000	800	725	£199
MH12	1200	800	725	£209
MH14	1400	800	725	£221
MH16	1600	800	725	£229
MH18	1800	800	725	£295



- Rectangular desks 800mm deep with H-Frame legs
- MH8 & MH10 only have one central cable access port

Straight Desk With Two Drawer Pedestal



CODE	W	D	H	RRP
MH12P2	1200	800	725	£346
MH14P2	1400	800	725	£358
MH16P2	1600	800	725	£366
MH18P2	1800	800	725	£432



- Rectangular desks 800mm deep with H-Frame legs & 2 cable access ports
- Two drawer fixed pedestal which can be fitted to left or right hand side

Straight Desk With Three Drawer Pedestal



CODE	W	D	H	RRP
MH12P3	1200	800	725	£346
MH14P3	1400	800	725	£358
MH16P3	1600	800	725	£366
MH18P3	1800	800	725	£432



- Rectangular desks 800mm deep with H-Frame legs & 2 cable access ports
- Three drawer fixed pedestal which can be fitted to left or right hand side

Straight Desk With 2 x Two Drawer Pedestals



CODE	W	D	H	RRP
MH16P22	1600	800	725	£503
MH18P22	1800	800	725	£569



- Rectangular desks 800mm deep with H-frame leg & two cable access ports
- 2 x two drawer fixed pedestals with shallow and deep filing drawers

Straight Desk With Two & Three Drawer Pedestals



CODE	W	D	H	RRP
MH16P23	1600	800	725	£503
MH18P23	1800	800	725	£569



- Rectangular desks 800mm deep with H-Frame leg set & 2 cable access ports
- Two and three drawer fixed pedestals which can be fitted to either side

Straight Desk with 2 x Three Drawer Pedestals



CODE	W	D	H	RRP
MH16P33	1600	800	725	£503
MH18P33	1800	800	725	£569



- Rectangular desks 800mm deep with H-Frame leg set & 2 cable access ports
- 2 x three drawer fixed pedestals with three shallow drawers



Black (K)



Silver (S)



White (WH)



Beech (B)



Maple (M)



Oak (O)



Walnut (W)



White (WH)

Please add desktop finish when ordering eg. **MH16P23** with Silver frame in White = **MH16P23SWH**

MAESTRO 25


CANTILEVER LEG

A staple for the modern office, the Maestro 25 desking range, with its minimal, modern styling and multiple colour options is there when you need it, but doesn't demand constant attention. With a wide choice of desktop finishes and black, silver or white cantilever leg frames, it's easy to achieve the corporate image that you're looking to create.


The welded double upright cantilever leg frame structure is powder coated for a stylish under frame and when combined with a 25mm melamine desktop ensures the strength and stability needed in commercial office furniture. A wide range of storage options are available from fixed and mobile pedestals to a selection of bookcases and cupboards, offering sensible storage solutions where efficiency and productivity are paramount.

STYLES


STRAIGHT



WAVE



ERGONOMIC





MAESTRO 25 Cantilever Leg

Desktops

Choice of straight, wave and ergonomic desktops

Screens

Aluminium frame glazed screens see page 169



Frames

Curved bottom cantilever leg design

Vantage chair

See page 311

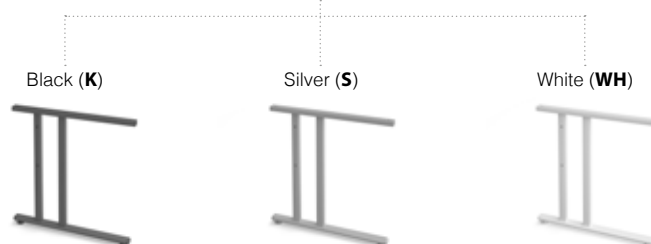
Finish Options

Desktops available in Beech, Maple, Oak, Walnut and White. Frames available in Silver, White and Black

Tops



Frames



Cantilever Leg Design

The cantilever leg frame ensures easy movement and space under the desk and is fully welded for added strength, now available in black, silver and white



25mm Desktops

Featuring durable 25mm melamine worktops available in five finish options, with a choice of straight, wave and ergonomic desktops to suit all office spaces



Wooden Storage

A wide range of primary and secondary storage options accompanies the Maestro 25 range in all wood finishes to suit any office environment



Maestro 25 Choice


The Maestro 25 range has been designed to give you a wide choice of leg styles, colours, desk sizes and top designs – manufactured in the UK

Maestro 25 - Cantilever Leg 600mm Deep Desks

Straight Desk



CODE	W	D	H	RRP
MC608	800	600	725	£224
MC610	1000	600	725	£230
MC612	1200	600	725	£236
MC614	1400	600	725	£246
MC616	1600	600	725	£258
MC618	1800	600	725	£321




- Rectangular desks 600mm deep with cantilever leg frame
- Single cable access port positioned centrally on desktop

Straight Desk with 2 Drawer Pedestal



CODE	W	D	H	RRP
MC612P2	1200	600	725	£336
MC614P2	1400	600	725	£346
MC616P2	1600	600	725	£358
MC618P2	1800	600	725	£421



- Rectangular desks 600mm deep with cantilever frame & single cable access port
- Two drawer fixed pedestal which can be fitted to left or right hand side

Straight Desk with 2 x Two Drawer Pedestals



CODE	W	D	H	RRP
MC616P22	1600	600	725	£458
MC618P22	1800	600	725	£521



- Rectangular desks 600mm deep with cantilever frame & single cable access port
- 2 x two drawer fixed pedestals with shallow drawers and handles

New for 2020

Maestro 25 Desks now available with black cantilever leg frames



Black (K)



Silver (S)



White (WH)



Beech (B)



Maple (M)



Oak (O)



Walnut (W)



White (WH)


Please add desktop finish when ordering eg. MC616P22 with Silver frame in White = MC616P22SWH

Maestro 25 - Cantilever Leg 800mm Deep Desks

Straight Desk



CODE	W	D	H	RRP
MC8	800	800	725	£243
MC10	1000	800	725	£252
MC12	1200	800	725	£259
MC14	1400	800	725	£268
MC16	1600	800	725	£277
MC18	1800	800	725	£343




- Rectangular desks 800mm deep with cantilever frame & two cable access ports
- MC8 & MC10 only have one central cable access port

Straight Desk with Two Drawer Pedestal



CODE	W	D	H	RRP
MC12P2	1200	800	725	£391
MC14P2	1400	800	725	£403
MC16P2	1600	800	725	£411
MC18P2	1800	800	725	£479




- Rectangular desks 800mm deep with cantilever frame & two cable access ports
- Two drawer fixed pedestal which can be fitted to left or right hand side

Straight Desk with Three Drawer Pedestal



CODE	W	D	H	RRP
MC12P3	1200	800	725	£391
MC14P3	1400	800	725	£403
MC16P3	1600	800	725	£411
MC18P3	1800	800	725	£479




- Rectangular desks 800mm deep with cantilever frame & two cable access ports
- Three drawer fixed pedestal which can be fitted to left or right hand side

Straight Desk with 2 x Two Drawer Pedestals



CODE	W	D	H	RRP
MC16P22	1600	800	725	£545
MC18P22	1800	800	725	£615



- Rectangular desks 800mm deep with cantilever frame & two cable access ports
- 2 x two drawer fixed pedestals with shallow drawers and handles

Straight Desk with Two & Three Drawer Pedestals



CODE	W	D	H	RRP
MC16P23	1600	800	725	£545
MC18P23	1800	800	725	£615



- Rectangular desks 800mm deep with cantilever frame & two cable access ports
- Two and three drawer fixed pedestals which can be fitted to either side

Straight Desk With 2 x Three Drawer Pedestals



CODE	W	D	H	RRP
MC16P33	1600	800	725	£545
MC18P33	1800	800	725	£615



- Rectangular desks 800mm deep with cantilever frame & two cable access ports
- 2 x three drawer fixed pedestals with three shallow drawers



Black (K)



Silver (S)



White (WH)



Beech (B)



Maple (M)



Oak (O)



Walnut (W)



White (WH)

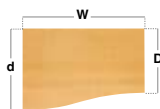
Please add desktop finish when ordering eg. MC16P33 with Silver frame in Beech = MC16P33SB

Maestro 25 - Cantilever Leg Wave Desks

Left Hand Wave Desk



CODE	W	D	H	d	RRP
MC12WL	1200	800	725	990	£291
MC14WL	1400	800	725	990	£311
MC16WL	1600	800	725	990	£326

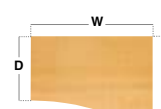


- Modern left hand wave desktops for a larger working area with cantilever frame
- Use individually or side-by-side with the right hand desk for a full wave effect

Right Hand Wave Desk



CODE	W	D	H	d	RRP
MC12WR	1200	800	725	990	£291
MC14WR	1400	800	725	990	£311
MC16WR	1600	800	725	990	£326



- Modern right hand wave desktops for a larger working area with cantilever frame
- Use individually or side-by-side with the left hand desk for a full wave effect

Left Hand Wave Desk with Two Drawer Pedestal



CODE	W	D	H	d	RRP
MC12WLP2	1200	800	725	990	£428
MC14WLP2	1400	800	725	990	£448
MC16WLP2	1600	800	725	990	£463




- Modern left hand wave desktops for a larger working area with cantilever frame
- Two drawer pedestal which is fixed to the 800mm deep end

Right Hand Wave Desk with Two Drawer Pedestal



CODE	W	D	H	d	RRP
MC12WRP2	1200	800	725	990	£428
MC14WRP2	1400	800	725	990	£448
MC16WRP2	1600	800	725	990	£463



- Modern right hand wave desktops for a larger working area with cantilever frame
- Two drawer fixed pedestal which accepts A4 and foolscap files

Left Hand Wave Desk with Three Drawer Pedestal



CODE	W	D	H	d	RRP
MC12WLP3	1200	800	725	990	£428
MC14WLP3	1400	800	725	990	£448
MC16WLP3	1600	800	725	990	£463



- Modern left hand wave desktops for a larger working area with cantilever frame
- Three drawer pedestal which is fixed to the 800mm deep end

Right Hand Wave Desk with Three Drawer Pedestal



CODE	W	D	H	d	RRP
MC12WRP3	1200	800	725	990	£428
MC14WRP3	1400	800	725	990	£448
MC16WRP3	1600	800	725	990	£463



- Modern right hand wave desktops for a larger working area with cantilever frame
- Three drawer fixed pedestal with three shallow drawers



Black (K)



Silver (S)



White (WH)



Beech (B)



Maple (M)



Oak (O)



Walnut (W)



White (WH)


Please add desktop finish when ordering eg. **MC16WR** with Black frame in Maple = **MC16WRKM**

Maestro 25 - Cantilever Leg Ergonomic Desks

Left Hand Ergonomic Desk



CODE	W	D	H	w	d	RRP
MC14EL	1400	800	725	600	1200	£375
MC16EL	1600	800	725	600	1200	£404
MC18EL	1800	800	725	600	1200	£458

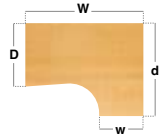


- Ergonomic left hand desktops with cantilever frame and full leg return
- Ideal to fit into corners or cluster together to maximise office space

Right Hand Ergonomic Desk



CODE	W	D	H	w	d	RRP
MC14ER	1400	800	725	600	1200	£375
MC16ER	1600	800	725	600	1200	£404
MC18ER	1800	800	725	600	1200	£458




- Ergonomic right hand desktops with cantilever frame and full leg return
- Ideal to fit into corners or cluster together to maximise office space

Left Hand Ergonomic Desk with Two Drawer Pedestal



CODE	W	D	H	w	d	RRP
MC16ELP2	1600	800	725	600	1200	£541
MC18ELP2	1800	800	725	600	1200	£595

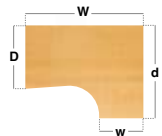


- Ergonomic left hand desktops with cantilever frame and full leg return
- Two drawer pedestal which is fixed to the 800mm deep end

Right Hand Ergonomic Desk with Two Drawer Pedestal



CODE	W	D	H	w	d	RRP
MC16ERP2	1600	800	725	600	1200	£541
MC18ERP2	1800	800	725	600	1200	£595

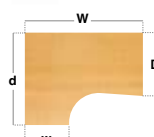


- Ergonomic right hand desktops with cantilever frame and full leg return
- Two drawer fixed pedestal which accepts A4 and foolscap files

Left Hand Ergonomic Desk with Three Drawer Pedestal



CODE	W	D	H	w	d	RRP
MC16ELP3	1600	800	725	600	1200	£541
MC18ELP3	1800	800	725	600	1200	£595

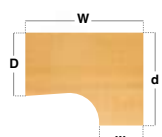


- Ergonomic left hand desktops with cantilever frame and full leg return
- Three drawer pedestal which is fixed to the 800mm deep end

Right Hand Ergonomic Desk with Three Drawer Pedestal



CODE	W	D	H	w	d	RRP
MC16ERP3	1600	800	725	600	1200	£541
MC18ERP3	1800	800	725	600	1200	£595



- Ergonomic right hand desktops with cantilever frame and full leg return
- Three drawer fixed pedestal with three shallow drawers



Black (K)



Silver (S)



White (WH)



Beech (B)



Maple (M)



Oak (O)



Walnut (W)



White (WH)

Please add desktop finish when ordering eg. **MC16ER** with White frame in Oak = **MC16ERWHO**

MAESTRO 25


CABLE MANAGED

A staple for the modern office, the Maestro 25 desking range, with its minimal, modern styling and multiple colour options is there when you need it, but doesn't demand constant attention. With a wide choice of desktop finishes and black, silver or white cable managed leg frames, it's easy to achieve the corporate image that you're looking to create.


This multi-functional desking collection is designed to fit a variety of office environments, whilst offering an effective and affordable solution to cable control, with 25mm desktops that ensure the strength and stability needed in commercial office furniture. A wide range of storage options are available from fixed and mobile pedestals to a selection of bookcases and cupboards, offering sensible storage solutions where efficiency and productivity are paramount.

STYLES


STRAIGHT



WAVE



ERGONOMIC





MAESTRO 25 Cable Managed Leg

Pedestals

Duo mobile pedestals
see page 127

Screens

Fabric wrapped, see page 164

Frames

Choice of black,
silver or white

Jota operator chair

See pages 388-391

Finish Options

Desktops available in Beech, Maple, Oak, Walnut and White. Frames available in Silver, White and Black

Tops

Beech (B)



Maple (M)



Oak (O)



Walnut (W)



White (WH)



Frames

Black (K)



Silver (S)



White (WH)



Details & Features



Cable Managed Leg

The cantilever leg frame has a removable cover to tidy and conceal cables and prevent loose wires under the desk, to improve office aesthetics and safety



25mm Desktops

Featuring durable 25mm melamine worktops available in five finish options, with a choice of straight, wave and ergonomic desktops to suit all office spaces



Wooden Storage

A wide range of primary and secondary storage options accompanies the Maestro 25 range in all wood finishes to suit any office environment



Maestro 25 Choice

The Maestro 25 range has been designed to give you a wide choice of leg styles, colours, desk sizes and top designs – manufactured in the UK

Maestro 25 - Cable Managed Leg 600mm Desks

Straight Desk



CODE	W	D	H	RRP
MCM608	800	600	725	£285
MCM610	1000	600	725	£288
MCM612	1200	600	725	£302
MCM614	1400	600	725	£314
MCM616	1600	600	725	£329
MCM618	1800	600	725	£343



- Rectangular desks 600mm deep with cantilever leg frame
- Single cable access port positioned centrally on desktop

Straight Desk With Two Drawer Pedestal



CODE	W	D	H	RRP
MCM612P2	1200	600	725	£402
MCM614P2	1400	600	725	£414
MCM616P2	1600	600	725	£429
MCM618P2	1800	600	725	£443



- Rectangular desks 600mm deep with cable managed leg & single cable access port
- Two drawer fixed pedestal which can be fitted to left or right hand side

Straight Desk With 2 x Two Drawer Pedestals



CODE	W	D	H	RRP
MCM616P22	1600	600	725	£529
MCM618P22	1800	600	725	£543



- Rectangular desks 600mm deep with cable managed leg & single cable access port
- 2 x two drawer fixed pedestals with shallow drawers and handles

New for 2020

600mm fixed pedestals with 2 drawers suitable for use on all 600mm deep Maestro 25 desks



Black (**K**)



Silver (**S**)



White (**WH**)



Beech (**B**)



Maple (**M**)



Oak (**O**)



Walnut (**W**)



White (**WH**)

Please add desktop finish when ordering eg. **MCM616P2** with White frame in Walnut = **MCM61PS2WHW**

Maestro 25 - Cable Managed Leg 800mm Desks

Straight Desk



CODE	W	D	H	RRP
MCM8	800	800	725	£320
MCM10	1000	800	725	£327
MCM12	1200	800	725	£335
MCM14	1400	800	725	£343
MCM16	1600	800	725	£364
MCM18	1800	800	725	£414



- Rectangular desks 800mm deep with cable managed leg & two cable access ports
- MCM8 & MCM10 only have one central cable access port

Straight Desk With Two Drawer Pedestal



CODE	W	D	H	RRP
MCM12P2	1200	800	725	£435
MCM14P2	1400	800	725	£443
MCM16P2	1600	800	725	£464
MCM18P2	1800	800	725	£514



- Rectangular desks 800mm deep with cable managed leg & two cable access ports
- Two drawer fixed pedestal which can be fitted to left or right hand side

Straight Desk With Three Drawer Pedestal



CODE	W	D	H	RRP
MCM12P3	1200	800	725	£435
MCM14P3	1400	800	725	£443
MCM16P3	1600	800	725	£464
MCM18P3	1800	800	725	£514



- Rectangular desks 800mm deep with cable managed leg & two cable access ports
- Three drawer fixed pedestal which can be fitted to left or right hand side

Straight Desk With 2 x Two Drawer Pedestals



CODE	W	D	H	RRP
MCM16P22	1600	800	725	£564
MCM18P22	1800	800	725	£614



- Rectangular desks 800mm deep with cable managed leg & two cable access ports
- 2 x two drawer fixed pedestals which accept A4 and foolscap files

Straight Desk With Two & Three Drawer Pedestals



CODE	W	D	H	RRP
MCM16P23	1600	800	725	£564
MCM18P23	1800	800	725	£614



- Rectangular desks 800mm deep with cable managed leg & two cable access ports
- Two and three drawer fixed pedestals which can be fitted to either side

Straight Desk with 2 x Three Drawer Pedestals



CODE	W	D	H	RRP
MCM16P33	1600	800	725	£564
MCM18P33	1800	800	725	£614



- Rectangular desks 800mm deep with cable managed leg & two cable access ports
- 2 x three drawer fixed pedestals with three shallow drawers



Black (K)



Silver (S)



White (WH)



Beech (B)



Maple (M)



Oak (O)



Walnut (W)



White (WH)


Please add desktop finish when ordering eg. **MCM16P23** with Silver frame in White = **MCM16P23SWH**

Maestro 25 - Cable Managed Leg Wave Desks

Left Hand Wave Desk



CODE	W	D	H	d	RRP
MCM12WL	1200	800	725	990	£391
MCM14WL	1400	800	725	990	£411
MCM16WL	1600	800	725	990	£426

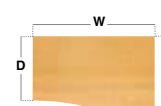


- Modern left hand wave desktops for a larger working area with cable managed leg
- Use individually or side-by-side with the right hand desk for a full wave effect

Right Hand Wave Desk



CODE	W	D	H	d	RRP
MCM12WR	1200	800	725	990	£391
MCM14WR	1400	800	725	990	£411
MCM16WR	1600	800	725	990	£426



- Modern right hand wave desktops for a larger working area with cable managed leg
- Use individually or side-by-side with the left hand desk for a full wave effect

Left Hand Wave Desk with Two Drawer Pedestal



CODE	W	D	H	d	RRP
MCM12WLP2	1200	800	725	990	£528
MCM14WLP2	1400	800	725	990	£548
MCM16WLP2	1600	800	725	990	£563



- Modern left hand wave desktops for a larger working area with cable managed leg
- Two drawer pedestal which is fixed to the 800mm deep end

Right Hand Wave Desk with Two Drawer Pedestal



CODE	W	D	H	d	RRP
MCM12WRP2	1200	800	725	990	£528
MCM14WRP2	1400	800	725	990	£548
MCM16WRP2	1600	800	725	990	£563



- Modern right hand wave desktops for a larger working area with cable managed leg
- Two drawer fixed pedestal which accepts A4 and foolscap files

Left Hand Wave Desk with Three Drawer Pedestal



CODE	W	D	H	d	RRP
MCM12WLP3	1200	800	725	990	£528
MCM14WLP3	1400	800	725	990	£548
MCM16WLP3	1600	800	725	990	£563



- Modern left hand wave desktops for a larger working area with cable managed leg
- Three drawer pedestal which is fixed to the 800mm deep end

Right Hand Wave Desk with Three Drawer Pedestal



CODE	W	D	H	d	RRP
MCM12WRP3	1200	800	725	990	£528
MCM14WRP3	1400	800	725	990	£548
MCM16WRP3	1600	800	725	990	£563



- Modern right hand wave desktops for a larger working area with cable managed leg
- Three drawer fixed pedestal with three shallow drawers



Black (K)



Silver (S)



White (WH)



Beech (B)



Maple (M)



Oak (O)



Walnut (W)



White (WH)


Please add desktop finish when ordering eg. **MCM16WR** with Silver frame in Maple = **MCM16WRSM**

Maestro 25 - Cable Managed Leg Ergonomic Desks

Left Hand Ergonomic Desk



CODE	W	D	H	w	d	RRP
MCM14EL	1400	800	725	600	1200	£475
MCM16EL	1600	800	725	600	1200	£504
MCM18EL	1800	800	725	600	1200	£558

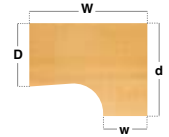


- Ergonomic left hand desktops with cable managed leg and full leg return
- Ideal to fit into corners or cluster together to maximise office space

Right Hand Ergonomic Desk



CODE	W	D	H	w	d	RRP
MCM14ER	1400	800	725	600	1200	£475
MCM16ER	1600	800	725	600	1200	£504
MCM18ER	1800	800	725	600	1200	£558

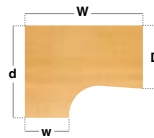


- Ergonomic right hand desktops with cable managed leg and full leg return
- Ideal to fit into corners or cluster together to maximise office space

Left Hand Ergonomic Desk with Two Drawer Pedestal



CODE	W	D	H	w	d	RRP
MCM16ELP2	1600	800	725	600	1200	£641
MCM18ELP2	1800	800	725	600	1200	£695

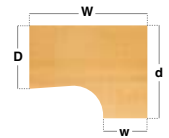


- Ergonomic left hand desktops with cable managed leg and full leg return
- Two drawer pedestal which is fixed to the 800mm deep end

Right Hand Ergonomic Desk with Two Drawer Pedestal



CODE	W	D	H	w	d	RRP
MCM16ERP2	1600	800	725	600	1200	£641
MCM18ERP2	1800	800	725	600	1200	£695

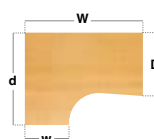


- Ergonomic right hand desktops with cable managed leg and full leg return
- Two drawer fixed pedestal which accepts A4 and foolscap files

Left Hand Ergonomic Desk with Three Drawer Pedestal



CODE	W	D	H	w	d	RRP
MCM16ELP3	1600	800	725	600	1200	£641
MCM18ELP3	1800	800	725	600	1200	£695

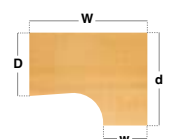


- Ergonomic left hand desktops with cable managed leg and full leg return
- Three drawer pedestal which is fixed to the 800mm deep end

Right Hand Ergonomic Desk with Three Drawer Pedestal



CODE	W	D	H	w	d	RRP
MCM16ERP3	1600	800	725	600	1200	£641
MCM18ERP3	1800	800	725	600	1200	£695



- Ergonomic right hand desktops with cable managed leg and full leg return
- Three drawer fixed pedestal with three shallow drawers



Black (K)



Silver (S)



White (WH)



Beech (B)



Maple (M)



Oak (O)



Walnut (W)



White (WH)

Please add desktop finish when ordering eg. **MCM16ER** with Black frame in Beech = **MCM16ERKB**

MAESTRO 25


PANEL END LEG

A staple for the modern office, The Maestro 25 desking range, with its minimal, modern styling and multiple colour options is there when you need it, but doesn't demand constant attention. With a wide choice of finishes and matching panel end leg frames, it's easy to achieve the corporate image that you're looking to create.


The traditional panel end leg design, modesty panel and 25mm melamine desktops create a fully coordinated look and offer a practical, strong presence in any office environment. A wide range of storage options are available from fixed and mobile pedestals to a selection of bookcases and cupboards, offering sensible storage solutions where efficiency and productivity are paramount.

STYLES


STRAIGHT



WAVE



ERGONOMIC





MAESTRO 25 Panel End

Monitor arms

See page 180

Desktops

Choice of three shapes

Frames

Panel ends in a choice of five colours

Tuscan chair

See page 307



Finish Options

Desktops available in Beech, Maple, Oak, Walnut and White.

Tops

Beech (B)

Maple (M)

Oak (O)

Walnut (W)

White (WH)



Details & Features

Panel Leg Design

Panel end desks are manufactured from 25mm melamine with 2mm ABS edging and an 18mm modesty panel. Legs are complete with adjustable feet



25mm Desktops

Featuring durable 25mm melamine worktops available in five finish options, with a choice of straight, wave and ergonomic desktops to suit all office spaces



Maestro 25 Choice

The Maestro 25 range has been designed to give you a wide choice of leg styles, colours, desk sizes and top designs – manufactured in the UK



Wooden Storage

A wide range of primary and secondary storage options accompanies the Maestro 25 range in all wood finishes to suit any office environment

Maestro 25 - Panel End Leg 600mm Desks

Straight Desk



CODE	W	D	H	RRP
MP608	800	600	725	£224
MP610	1000	600	725	£230
MP612	1200	600	725	£236
MP614	1400	600	725	£246
MP616	1600	600	725	£258
MP618	1800	600	725	£321



- Rectangular desks 600mm deep with panel end leg
- Single cable access port positioned centrally on desktop

Straight Desk With Two Drawer Pedestal



CODE	W	D	H	RRP
MP612P2	1200	600	725	£336
MP614P2	1400	600	725	£346
MP616P2	1600	600	725	£358
MP618P2	1800	600	725	£421



- Rectangular desks 600mm deep with panel end leg & single cable access port
- Two drawer fixed pedestal which can be fitted to left or right hand side

Straight Desk With 2 x Two Drawer Pedestals



CODE	W	D	H	RRP
MP616P22	1600	600	725	£458
MP618P22	1800	600	725	£521



- Rectangular desks 600mm deep with panel end leg & single cable access port
- 2 x two drawer fixed pedestals with shallow drawers and handles

New for 2020

Drawer handles in Silver (as standard), Black, White to match leg frames on Maestro 25 desks



Beech (B)



Maple (M)



Oak (O)



Walnut (W)



White (WH)

Please add desktop finish when ordering eg. MP616 in White = MP616WH

Maestro 25 - Panel End Leg 800mm Desks

Straight Desk



CODE	W	D	H	RRP
MP8	800	800	725	£243
MP10	1000	800	725	£252
MP12	1200	800	725	£259
MP14	1400	800	725	£268
MP16	1600	800	725	£277
MP18	1800	800	725	£343




- Rectangular desks 800mm deep with panel end legs and two cable access ports
- MP8 & MP10 only have one central cable access port

Straight Desk With Two Drawer Pedestal



CODE	W	D	H	RRP
MP12P2	1200	800	725	£391
MP14P2	1400	800	725	£403
MP16P2	1600	800	725	£411
MP18P2	1800	800	725	£479



- Rectangular desks 800mm deep with panel end legs and two cable access ports
- Two drawer fixed pedestal which can be fitted to left or right hand side

Straight Desk With Three Drawer Pedestal



CODE	W	D	H	RRP
MP12P3	1200	800	725	£391
MP14P3	1400	800	725	£403
MP16P3	1600	800	725	£411
MP18P3	1800	800	725	£479




- Rectangular desks 800mm deep with panel end legs and two cable access ports
- Three drawer fixed pedestal which can be fitted to left or right hand side

Straight Desk With 2 x Two Drawer Pedestals



CODE	W	D	H	RRP
MP16P22	1600	800	725	£545
MP18P22	1800	800	725	£615



- Rectangular desks 600mm deep with panel end legs & two cable access ports
- 2 x two drawer fixed pedestals with shallow drawers and handles

Straight Desk With Two & Three Drawer Pedestals



CODE	W	D	H	RRP
MP16P23	1600	800	725	£545
MP18P23	1800	800	725	£615



- Rectangular desks 800mm deep with panel end legs and two cable access ports
- Two and three drawer fixed pedestals which can be fitted to either side

Straight Desk With 2 x Three Drawer Pedestals



CODE	W	D	H	RRP
MP16P33	1600	800	725	£545
MP18P33	1800	800	725	£615



- Rectangular desks 800mm deep with panel end legs and two cable access ports
- 2 x three drawer fixed pedestals with three shallow drawers



Beech (B)



Maple (M)



Oak (O)



Walnut (W)



White (WH)


Please add desktop finish when ordering eg. **MP16P23** in Oak = **MP16P23O**

Maestro 25 - Panel End Leg Wave Desks

Left Hand Wave Desk



CODE	W	D	H	d	RRP
MP12WL	1200	800	725	990	£291
MP14WL	1400	800	725	990	£311
MP16WL	1600	800	725	990	£326

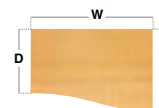


- Modern left hand wave desktops for a larger working area with panel end leg
- Use individually or side-by-side with the right hand desk for a full wave effect

Right Hand Wave Desk



CODE	W	D	H	d	RRP
MP12WR	1200	800	725	990	£291
MP14WR	1400	800	725	990	£311
MP16WR	1600	800	725	990	£326



- Modern right hand wave desktops for a larger working area with panel end leg
- Use individually or side-by-side with the left hand desk for a full wave effect

Left Hand Wave Desk with Two Drawer Pedestal



CODE	W	D	H	d	RRP
MP12WLP2	1200	800	725	990	£428
MP14WLP2	1400	800	725	990	£448
MP16WLP2	1600	800	725	990	£463

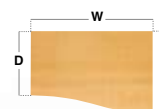


- Modern left hand wave desktops for a larger working area with panel end leg
- Two drawer pedestal which is fixed to the 800mm deep end

Right Hand Wave Desk with Two Drawer Pedestal



CODE	W	D	H	d	RRP
MP12WRP2	1200	800	725	990	£428
MP14WRP2	1400	800	725	990	£448
MP16WRP2	1600	800	725	990	£463



- Modern right hand wave desktops for a larger working area with panel end leg
- Two drawer fixed pedestal which accepts A4 and foolscap files

Left Hand Wave Desk with Three Drawer Pedestal



CODE	W	D	H	d	RRP
MP12WLP3	1200	800	725	990	£428
MP14WLP3	1400	800	725	990	£448
MP16WLP3	1600	800	725	990	£463

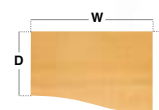


- Modern left hand wave desktops for a larger working area with panel end leg
- Three drawer pedestal which is fixed to the 800mm deep end

Right Hand Wave Desk with Three Drawer Pedestal



CODE	W	D	H	d	RRP
MP12WRP3	1200	800	725	990	£428
MP14WRP3	1400	800	725	990	£448
MP16WRP3	1600	800	725	990	£463



- Modern right hand wave desktops for a larger working area with panel end leg
- Three drawer fixed pedestal with three shallow drawers



Beech (B)



Maple (M)



Oak (O)



Walnut (W)



White (WH)

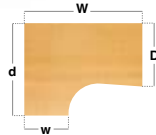
Please add desktop finish when ordering eg. **MP16WR** in Maple = **MP16WRM**

Maestro 25 - Panel End Leg Ergonomic Desks

Left Hand Ergonomic Desk



CODE	W	D	H	w	d	RRP
MP14EL	1400	800	725	600	1200	£375
MP16EL	1600	800	725	600	1200	£404
MP18EL	1800	800	725	600	1200	£458

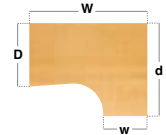


- Ergonomic left hand desktops with panel end legs and two cable access ports
- Ideal to fit into corners or cluster together to maximise office space

Right Hand Ergonomic Desk



CODE	W	D	H	w	d	RRP
MP14ER	1400	800	725	600	1200	£375
MP16ER	1600	800	725	600	1200	£404
MP18ER	1800	800	725	600	1200	£458

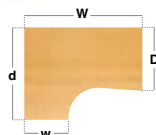


- Ergonomic right hand desktops with panel end legs and two cable access ports
- Ideal to fit into corners or cluster together to maximise office space

Left Hand Ergonomic Desk with Two Drawer Pedestal



CODE	W	D	H	w	d	RRP
MP16ELP2	1600	800	725	600	1200	£541
MP18ELP2	1800	800	725	600	1200	£595

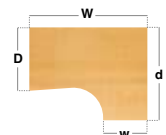


- Ergonomic left hand desktops with panel end leg and full leg return
- Two drawer pedestal which is fixed to the 800mm deep end

Right Hand Ergonomic Desk with Two Drawer Pedestal



CODE	W	D	H	w	d	RRP
MP16ERP2	1600	800	725	600	1200	£541
MP18ERP2	1800	800	725	600	1200	£595

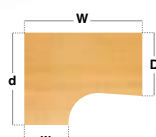


- Ergonomic right hand desktops with panel end leg and full leg return
- Two drawer fixed pedestal which accepts A4 and foolscap files

Left Hand Ergonomic Desk with Three Drawer Pedestal



CODE	W	D	H	w	d	RRP
MP16ELP3	1600	800	725	600	1200	£541
MP18ELP3	1800	800	725	600	1200	£595

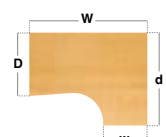


- Ergonomic left hand desktops with panel end leg and full leg return
- Three drawer pedestal which is fixed to the 800mm deep end

Right Hand Ergonomic Desk with Three Drawer Pedestal



CODE	W	D	H	w	d	RRP
MP16ERP3	1600	800	725	600	1200	£541
MP18ERP3	1800	800	725	600	1200	£595



- Ergonomic right hand desktops with panel end leg and full leg return
- Three drawer fixed pedestal with three shallow drawers



Beech (B)



Maple (M)



Oak (O)



Walnut (W)



White (WH)

Please add desktop finish when ordering eg. **MP16ER** in Walnut = **MP16ERW**

MAESTRO 25


BENCH LEG

A staple for the modern office, The Maestro 25 desking range, with its minimal, modern styling and multiple colour options is there when you need it, but doesn't demand constant attention. With a coordinated suite of desk sizes and shapes with single and back-to-back options, it's easy to achieve the corporate image that you're looking to create.


The Maestro 25 Bench strikes a balance between individual and group activities in the workplace with fully welded H-Frame legs in black, silver and white that are shared between desks with a modesty panel to complement the 25mm melamine desktops. A wide range of storage options are available including mobile pedestals and a selection of bookcases and cupboards, offering sensible storage solutions where efficiency and productivity are paramount.

STYLES


STRAIGHT



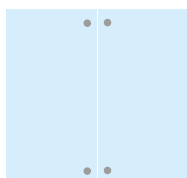
WAVE



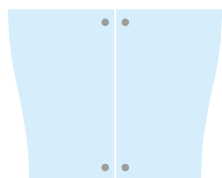
ERGONOMIC




**STRAIGHT
back-to-back**



**WAVE
back-to-back**



**ERGONOMIC
back-to-back**





MAESTRO 25 Bench Leg

Desktops

Straight, wave and ergonomic



Frames

H-Frame in black, silver and white

Vantage chair

See page 311

Finish Options

Desktops available in Beech, Maple, Oak, Walnut and White. Frames available in Black, Silver and White

Tops

Beech (B)

Maple (M)

Oak (O)

Walnut (W)

White (WH)



Frames

Black (K)

Silver (S)

White (WH)



Details & Features



H-Frame Bench Leg

The sturdy goal post legs allow you to create a design to suit the exact bench you need, with matching single desks ideal for creating continuity throughout



25mm Desktops

Featuring durable 25mm melamine worktops available in five finish options, with a choice of straight, wave and ergonomic desktops to suit all office spaces



Wooden Storage

A wide range of primary and secondary storage options accompanies the Maestro 25 range in all wood finishes to suit any office environment



Maestro 25 Choice

The Maestro 25 range has been designed to give you a wide choice of leg styles, colours, desk sizes and top designs – manufactured in the UK

Maestro 25 - Bench Leg Single Desks

Straight Desk 600mm



CODE	W	D	H	RRP
MB608	800	600	725	£190
MB610	1000	600	725	£200
MB612	1200	600	725	£210
MB614	1400	600	725	£220
MB616	1600	600	725	£230
MB618	1800	600	725	£260



- Single straight desks 600mm deep with single cable access ports
- Fully welded H-Frame leg design ensures a strong and stable workstation

Straight Desk 800mm



CODE	W	D	H	RRP
MB8	800	800	725	£210
MB10	1000	800	725	£220
MB12	1200	800	725	£230
MB14	1400	800	725	£250
MB16	1600	800	725	£260
MB18	1800	800	725	£300

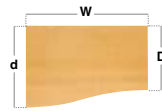


- Single straight desks 800mm deep with two cable ports (MB8 & MB10 only 1)
- Fully welded H-Frame leg design ensures a strong and stable workstation

Left Hand Wave Desk



CODE	W	D	H	d	RRP
MB12WL	1200	800	725	990	£275
MB14WL	1400	800	725	990	£290
MB16WL	1600	800	725	990	£315




- Modern left hand wave desktops for a larger working area with H-frame leg
- Use individually or side-by-side with the right hand desk for a full wave effect

Right Hand Wave Desk



CODE	W	D	H	d	RRP
MB12WR	1200	800	725	990	£275
MB14WR	1400	800	725	990	£290
MB16WR	1600	800	725	990	£315

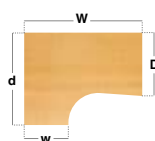


- Modern right hand wave desktops for a larger working area with H-frame leg
- Use individually or side-by-side with the left hand desk for a full wave effect

Left Hand Ergonomic Desk



CODE	W	D	H	w	d	RRP
MB14EL	1400	800	725	600	1200	£385
MB16EL	1600	800	725	600	1200	£415
MB18EL	1800	800	725	600	1200	£460

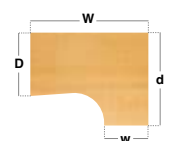


- Ergonomic left hand desktops with full H-Frame leg return
- Ideal to fit into corners or cluster together to maximise office space

Right Hand Ergonomic Desk



CODE	W	D	H	w	d	RRP
MB14ER	1400	800	725	600	1200	£385
MB16ER	1600	800	725	600	1200	£415
MB18ER	1800	800	725	600	1200	£460



- Ergonomic right hand desktops with full H-Frame leg return
- Ideal to fit into corners or cluster together to maximise office space



Black (K)



Silver (S)



White (WH)



Beech (B)



Maple (M)



Oak (O)



Walnut (W)



White (WH)

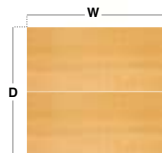
Please add desktop finish when ordering eg. **MB16** with Black frame in Walnut = **MB16KW**

Maestro 25 - Bench Leg Back-to-Back Desks

Back To Back Straight Desks 1200mm



CODE	W	D	H	RRP
MB812B	800	1200	725	£355
MB1012B	1000	1200	725	£365
MB1212B	1200	1200	725	£375
MB1412B	1400	1200	725	£385
MB1612B	1600	1200	725	£395
MB1812B	1800	1200	725	£490



- Two straight 600mm desks back-to-back, both with single cable access ports
- Fully welded H-Frame leg design with shared leg and modesty panel

Back To Back Straight Desks 1600mm



CODE	W	D	H	RRP
MB816B	800	1600	725	£395
MB1016B	1000	1600	725	£405
MB1216B	1200	1600	725	£415
MB1416B	1400	1600	725	£435
MB1616B	1600	1600	725	£445
MB1816B	1800	1600	725	£575




- Two straight 800mm desks back-to-back, two cable ports (MB816B & MB1016B only)
- Fully welded H-Frame leg design with shared leg and modesty panel

Back To Back Wave Desks



CODE	W	D	H	d	RRP
MB12WB	1200	1600	725	1980	£520
MB14WB	1400	1600	725	1980	£550
MB16WB	1600	1600	725	1980	£600




- Two wave desks in a back-to-back cluster
- H-Frame legs are shared between desks with a modesty panel

Back To Back Ergonomic Desks



CODE	W	D	H	w	d	RRP
MB14EB	1400	1600	725	600	2400	£740
MB16EB	1600	1600	725	600	2400	£800
MB18EB	1800	1600	725	600	2400	£890



- Two 800mm ergonomic desks in a back-to-back cluster
- H-Frame legs are shared between desks with a modesty panel



Black (**K**)



Silver (**S**)



White (**WH**)



Beech (**B**)



Maple (**M**)



Oak (**O**)



Walnut (**W**)



White (**WH**)

Please add desktop finish when ordering eg. **MB16EB** with White frame in Oak = **MB16EBWHO**

CONTRACT 25


VALUE DESKING RANGE

Boasting a wide range of configurations and desk options, the Contract 25 range is available with cantilever leg, H-Frame leg and panel end leg designs to suit all requirements for function, style and most importantly budget. Contract 25 is the perfect entry into 25mm desking, featuring a variety of sizes, shapes, and storage solutions for any work style or office arrangement.


In keeping to the design philosophy that less is more, the highly practical, durable and affordable Contract 25 range delivers only what is required for a well-functioning office environment. The extensive choice of co-ordinated storage includes pedestals, bookcases and cupboards delivering everything that is required to keep you organised and productive.

STYLES

STRAIGHT



ERGONOMIC





CONTRACT 25 Desking

Desktops

Choice of two shapes

Screens

Fabric wrapped wave screens, see page 165



Frames

Choice of silver & graphite with matching finger pull handles

Senza

Operator chair, see page 304

Finish Options

Desktops available in Beech, Oak and White. H-Frame, Panel End and Cantilever frames in Graphite and Silver

Tops

Beech (B)

Oak (O)

White (WH)



Frames

Silver (S)

Graphite (G)



Details & Features



25mm Desktops

Featuring sturdy 25mm melamine worktops available in beech, oak and white finish options, with a choice of silver or graphite leg frames with matching storage solutions



H-Frame Leg Design

The fully welded H-frame leg design ensures a strong and stable workstation. The traditional four leg design in silver or graphite is complete with adjustable feet levellers



Cantilever Leg Design

The single upright cantilever leg frame ensures easy movement and space under the desk and is fully welded for strength and stability and the feet are fully adjustable



Panel End Leg Design

Featuring durable 25mm panel end legs available in three finish options, with a choice of straight and ergonomic desktop shapes and sizes, plus complementary storage

Contract 25 - Silver H-Frame Desks

Straight Desk



CODE	W	D	H	RRP
CH8S-S	800	800	725	£120
CH10S-S	1000	800	725	£130
CH12S-S	1200	800	725	£140
CH14S-S	1400	800	725	£146
CH16S-S	1600	800	725	£155
CH18S-S	1800	800	725	£175



- Rectangular desks 800mm deep with silver H-Frame and two cable access ports
- CH8S & CH10S only have one cable access port

Straight Desk with Two Drawer Pedestal



CODE	W	D	H	RRP
CH12S2-S	1200	800	725	£263
CH14S2-S	1400	800	725	£270
CH16S2-S	1600	800	725	£280
CH18S2-S	1800	800	725	£340



- Rectangular desks 800mm deep with silver H-Frame legs
- Two drawer fixed pedestal which can be fitted to left or right hand side

Straight Desk with Three Drawer Pedestal



CODE	W	D	H	RRP
CH12S3-S	1200	800	725	£263
CH14S3-S	1400	800	725	£270
CH16S3-S	1600	800	725	£280
CH18S3-S	1800	800	725	£340



- Rectangular desks 800mm deep with silver H-Frame legs
- Three drawer fixed pedestal which can be fitted to left or right hand side

Straight Desk with 2 x Two Drawer Pedestals



CODE	W	D	H	RRP
CH16S22-S	1600	800	725	£420
CH18S22-S	1800	800	725	£445



- Rectangular desks 800mm deep with silver H-Frame legs
- 2 x two drawer fixed pedestals which accept A4 and foolscap files

Straight Desk with Two & Three Drawer Pedestals



CODE	W	D	H	RRP
CH16S23-S	1600	800	725	£420
CH18S23-S	1800	800	725	£445



- Rectangular desks 800mm deep with silver H-Frame legs
- Two and three drawer fixed pedestals which can be fitted to either side

Straight Desk with 2 x Three Drawer Pedestals



CODE	W	D	H	RRP
CH16S33-S	1600	800	725	£420
CH18S33-S	1800	800	725	£445



- Rectangular desks 800mm deep with silver H-Frame legs
- 2 x three drawer fixed pedestals with matching silver finger pull handles



Silver



Beech (B)



Oak (O)



White (WH)

Please add desk finish when ordering eg. CH16S2-S with Silver frame in Beech = CH16S2-S-B

Contract 25 - Graphite H-Frame Desks

Straight Desk



CODE	W	D	H	RRP
CH8S-G	800	800	725	£120
CH10S-G	1000	800	725	£130
CH12S-G	1200	800	725	£140
CH14S-G	1400	800	725	£146
CH16S-G	1600	800	725	£155
CH18S-G	1800	800	725	£175



- Rectangular desks 800mm deep with graphite H-Frame and two cable access ports
- CH8S & CH10S only have one cable access port

Straight Desk with Two Drawer Pedestal



CODE	W	D	H	RRP
CH12S2-G	1200	800	725	£263
CH14S2-G	1400	800	725	£270
CH16S2-G	1600	800	725	£280
CH18S2-G	1800	800	725	£340



- Rectangular desks 800mm deep with graphite H-Frame legs
- Two drawer fixed pedestal which can be fitted to left or right hand side

Straight Desk with Three Drawer Pedestal



CODE	W	D	H	RRP
CH12S3-G	1200	800	725	£263
CH14S3-G	1400	800	725	£270
CH16S3-G	1600	800	725	£280
CH18S3-G	1800	800	725	£340



- Rectangular desks 800mm deep with graphite H-Frame legs
- Three drawer fixed pedestal which can be fitted to left or right hand side

Straight Desk with 2 x Two Drawer Pedestals



CODE	W	D	H	RRP
CH16S22-G	1600	800	725	£420
CH18S22-G	1800	800	725	£445



- Rectangular desks 800mm deep with graphite H-Frame legs
- 2 x two drawer fixed pedestals which accept A4 and foolscap files

Straight Desk with Two & Three Drawer Pedestals



CODE	W	D	H	RRP
CH16S23-G	1600	800	725	£420
CH18S23-G	1800	800	725	£445



- Rectangular desks 800mm deep with graphite H-Frame legs
- Two and three drawer fixed pedestals which can be fitted to either side

Straight Desk with 2 x Three Drawer Pedestals



CODE	W	D	H	RRP
CH16S33-G	1600	800	725	£420
CH18S33-G	1800	800	725	£445



- Rectangular desks 800mm deep with graphite H-Frame legs
- 2 x three drawer fixed pedestals with matching finger pull handles



Graphite



Beech (B)



Oak (O)



White (WH)

Please add desk finish when ordering eg. CH16S2-G with Graphite frame in Oak = CH16S2-G-O

Contract 25 - Silver Cantilever Desks

Straight Desk



CODE	W	D	H	RRP
CC8S-S	800	800	725	£180
CC10S-S	1000	800	725	£185
CC12S-S	1200	800	725	£190
CC14S-S	1400	800	725	£195
CC16S-S	1600	800	725	£205
CC18S-S	1800	800	725	£225



- Rectangular desks 800mm deep with silver cantilever legs & two cable ports
- CC8S & CC10S only have one cable access port

Straight Desks with Two Drawer Pedestal



CODE	W	D	H	RRP
CC12S2-S	1200	800	725	£325
CC14S2-S	1400	800	725	£330
CC16S2-S	1600	800	725	£340
CC18S2-S	1800	800	725	£350



- Rectangular desks 800mm deep with silver cantilever legs
- Two drawer fixed pedestal which can be fitted to left or right hand side

Straight Desk with Three Drawer Pedestal



CODE	W	D	H	RRP
CC12S3-S	1200	800	725	£325
CC14S3-S	1400	800	725	£330
CC16S3-S	1600	800	725	£340
CC18S3-S	1800	800	725	£350



- Rectangular desks 800mm deep with silver cantilever legs
- Three drawer fixed pedestal which can be fitted to left or right hand side

Straight Desk with 2 x Two Drawer Pedestals



CODE	W	D	H	RRP
CC16S22-S	1600	800	725	£470
CC18S22-S	1800	800	725	£500



- Rectangular desks 800mm deep with silver cantilever legs
- 2 x two drawer fixed pedestals which accept A4 and foolscap files

Straight Desk with Two & Three Drawer Pedestals



CODE	W	D	H	RRP
CC16S23-S	1600	800	725	£470
CC18S23-S	1800	800	725	£500



- Rectangular desks 800mm deep with silver cantilever legs
- Two and three drawer fixed pedestals which can be fitted to either side

Straight Desk with 2 x Three Drawer Pedestals



CODE	W	D	H	RRP
CC16S33-S	1600	800	725	£470
CC18S33-S	1800	800	725	£500



- Rectangular desks 800mm deep with silver cantilever legs
- 2 x three drawer fixed pedestals with matching finger pull handles



Silver



Beech (B)



Oak (O)



White (WH)

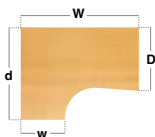
Please add desk finish when ordering eg. **CC16S2-S** with Silver frame in White = **CC16S2-S-WH**

Contract 25 - Silver Cantilever Desks

Left Hand Ergonomic Desk



CODE	W	D	H	w	d	RRP
CC14EL-S	1400	800	725	600	1200	£350
CC16EL-S	1600	800	725	600	1200	£380
CC18EL-S	1800	800	725	600	1200	£420

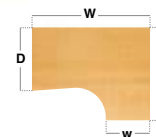


- Ergonomic left hand desktops with silver cantilever legs & two cable ports
- Ideal to fit into corners or cluster together to maximise office space

Right Hand Ergonomic Desk



CODE	W	D	H	w	d	RRP
CC14ER-S	1400	800	725	600	1200	£350
CC16ER-S	1600	800	725	600	1200	£380
CC18ER-S	1800	800	725	600	1200	£420

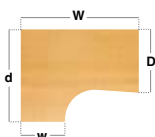


- Ergonomic right hand desktops with silver cantilever legs & two cable ports
- Ideal to fit into corners or cluster together to maximise office space

Left Hand Ergonomic Desk with Two Drawer Pedestal



CODE	W	D	H	w	d	RRP
CC16EL2-S	1600	800	725	600	1200	£510
CC18EL2-S	1800	800	725	600	1200	£555

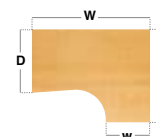


- Ergonomic left hand desktops with silver cantilever legs & two cable ports
- Two drawer fixed pedestal which accept A4 and foolscap files

Right Hand Ergonomic Desk with Two Drawer Pedestal



CODE	W	D	H	w	d	RRP
CC16ER2-S	1600	800	725	600	1200	£510
CC18ER2-S	1800	800	725	600	1200	£555

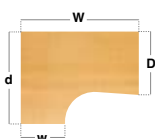


- Ergonomic right hand desktops with silver cantilever legs & two cable ports
- Two drawer fixed pedestal which accept A4 and foolscap files

Left Hand Ergonomic Desk with Three Drawer Pedestal



CODE	W	D	H	w	d	RRP
CC16EL3-S	1600	800	725	600	1200	£510
CC18EL3-S	1800	800	725	600	1200	£555

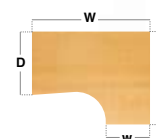


- Ergonomic left hand desktops with silver cantilever legs & 2 cable ports
- Three drawer fixed pedestals with matching finger pull handles

Right Hand Ergonomic Desk with Three Drawer Pedestal



CODE	W	D	H	w	d	RRP
CC16ER3-S	1600	800	725	600	1200	£510
CC18ER3-S	1800	800	725	600	1200	£555



- Ergonomic right hand desktops with silver cantilever legs & 2 cable ports
- Three drawer fixed pedestals with matching finger pull handles



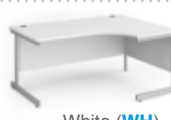
Silver



Beech (B)



Oak (O)



White (WH)


Please add desk finish when ordering eg. **CC16ER-S** with Silver frame in Oak = **CC16ER-S-O**

Contract 25 - Graphite Cantilever Desks

Straight Desk



CODE	W	D	H	RRP
CC8S-G	800	800	725	£180
CC10S-G	1000	800	725	£185
CC12S-G	1200	800	725	£190
CC14S-G	1400	800	725	£195
CC16S-G	1600	800	725	£205
CC18S-G	1800	800	725	£225



- Rectangular desks 800mm deep with graphite cantilever legs & two cable ports
- CC8S & CC10S only have one cable access port

Straight Desk with Two Drawer Pedestal



CODE	W	D	H	RRP
CC12S2-G	1200	800	725	£325
CC14S2-G	1400	800	725	£330
CC16S2-G	1600	800	725	£340
CC18S2-G	1800	800	725	£350




- Rectangular desks 800mm deep with graphite cantilever legs
- Two drawer fixed pedestal which can be fitted to left or right hand side

Straight Desk with Three Drawer Pedestal



CODE	W	D	H	RRP
CC12S3-G	1200	800	725	£325
CC14S3-G	1400	800	725	£330
CC16S3-G	1600	800	725	£340
CC18S3-G	1800	800	725	£350



- Rectangular desks 800mm deep with graphite cantilever legs
- Three drawer fixed pedestal which can be fitted to left or right hand side

Straight Desk with 2 x Two Drawer Pedestals



CODE	W	D	H	RRP
CC16S22-G	1600	800	725	£470
CC18S22-G	1800	800	725	£500



- Rectangular desks 800mm deep with graphite cantilever legs
- 2 x two drawer fixed pedestals which accept A4 and foolscap files

Straight Desk with Two & Three Drawer Pedestals



CODE	W	D	H	RRP
CC16S23-G	1600	800	725	£470
CC18S23-G	1800	800	725	£500



- Rectangular desks 800mm deep with graphite cantilever legs
- Two and three drawer fixed pedestals which can be fitted to either side

Straight Desk with 2 x Three Drawer Pedestals



CODE	W	D	H	RRP
CC16S33-G	1600	800	725	£470
CC18S33-G	1800	800	725	£500



- Rectangular desks 800mm deep with graphite cantilever legs
- 2 x three drawer fixed pedestals with matching finger pull handles



Graphite



Beech (B)



Oak (O)

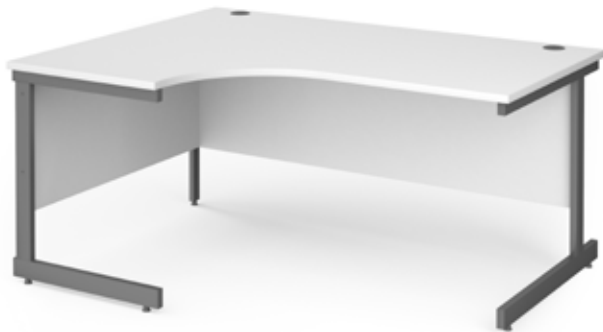


White (WH)

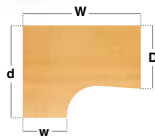
Please add desk finish when ordering eg. **CC16S2-G** with Graphite frame in Beech = **CC16S2-G-B**

Contract 25 - Graphite Cantilever Desks

Left Hand Ergonomic Desk

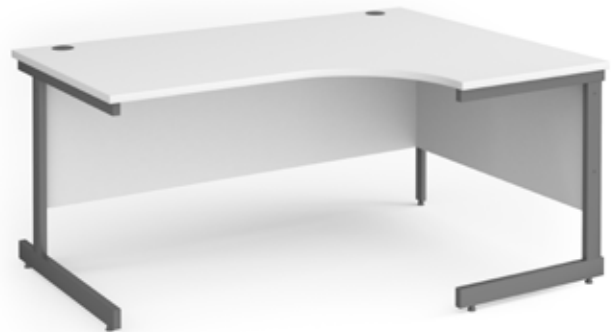


CODE	W	D	H	w	d	RRP
CC14EL-G	1400	800	725	600	1200	£350
CC16EL-G	1600	800	725	600	1200	£380
CC18EL-G	1800	800	725	600	1200	£420

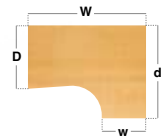


- Ergonomic left hand desktops with graphite cantilever legs & two cable ports
- Ideal to fit into corners or cluster together to maximise office space

Right Hand Ergonomic Desk

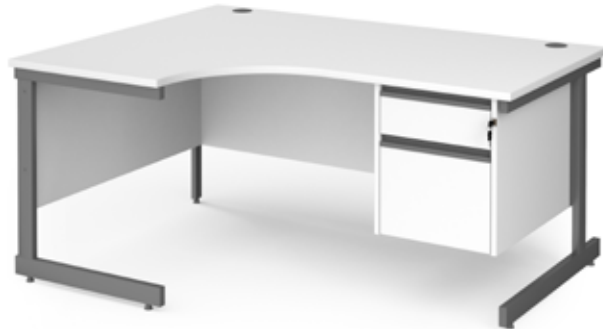


CODE	W	D	H	w	d	RRP
CC14ER-G	1400	800	725	600	1200	£350
CC16ER-G	1600	800	725	600	1200	£380
CC18ER-G	1800	800	725	600	1200	£420

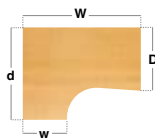


- Ergonomic right hand desktops with graphite cantilever legs & two cable ports
- Ideal to fit into corners or cluster together to maximise office space

Left Hand Ergonomic Desk with Two Drawer Pedestal



CODE	W	D	H	w	d	RRP
CC16EL2-G	1600	800	725	600	1200	£510
CC18EL2-G	1800	800	725	600	1200	£555

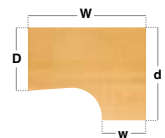


- Ergonomic left hand desktops with graphite cantilever legs & two cable ports
- Two drawer fixed pedestal which accept A4 and foolscap files

Right Hand Ergonomic Desk with Two Drawer Pedestal



CODE	W	D	H	w	d	RRP
CC16ER2-G	1600	800	725	600	1200	£510
CC18ER2-G	1800	800	725	600	1200	£555

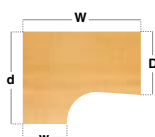


- Ergonomic right hand desktops with graphite cantilever legs & two cable ports
- Two drawer fixed pedestal which accept A4 and foolscap files

Left Hand Ergonomic Desk with Three Drawer Pedestal

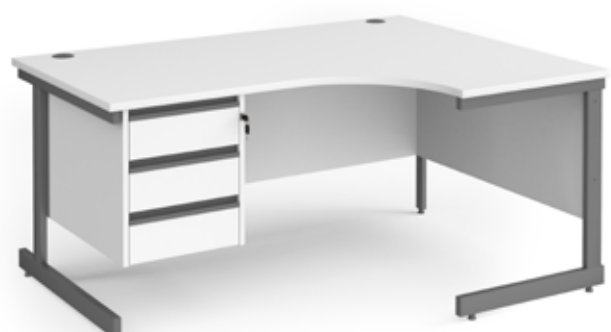


CODE	W	D	H	w	d	RRP
CC16EL3-G	1600	800	725	600	1200	£510
CC18EL3-G	1800	800	725	600	1200	£555

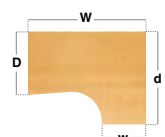


- Ergonomic left hand desktops with graphite cantilever legs & two cable ports
- Three drawer fixed pedestal with matching finger pull handles

Right Hand Ergonomic Desk with Three Drawer Pedestal



CODE	W	D	H	w	d	RRP
CC16ER3-G	1600	800	725	600	1200	£510
CC18ER3-G	1800	800	725	600	1200	£555



- Ergonomic right hand desktops with graphite cantilever legs & two cable ports
- Three drawer fixed pedestal with matching finger pull handles



Graphite



Beech (B)



Oak (O)



White (WH)

Please add desk finish when ordering eg. **CC16ER-G** with Graphite frame in White = **CC16ER-G-WH**

Contract 25 - Panel Leg Desks with Silver Handles

Straight Desk



CODE	W	D	H	RRP
CP8S	800	800	725	£180
CP10S	1000	800	725	£185
CP12S	1200	800	725	£190
CP14S	1400	800	725	£195
CP16S	1600	800	725	£205
CP18S	1800	800	725	£225



- Rectangular desks 800mm deep with panel ends and two cable access ports
- CP8S & CP10S only have one cable access port

Straight Desk with Two Drawer Pedestal



CODE	W	D	H	RRP
CP12S2-S	1200	800	725	£325
CP14S2-S	1400	800	725	£333
CP16S2-S	1600	800	725	£340
CP18S2-S	1800	800	725	£360



- Rectangular desks 800mm deep with panel ends and two cable access ports
- Two drawer fixed pedestal which can be fitted to left or right hand side

Straight Desk with Three Drawer Pedestal



CODE	W	D	H	RRP
CP12S3-S	1200	800	725	£325
CP14S3-S	1400	800	725	£333
CP16S3-S	1600	800	725	£340
CP18S3-S	1800	800	725	£360



- Rectangular desks 800mm deep with panel ends and two cable access ports
- Three drawer fixed pedestal which can be fitted to left or right hand side

Straight Desk with 2 x Two Drawer Pedestals



CODE	W	D	H	RRP
CP16S22-S	1600	800	725	£470
CP18S22-S	1800	800	725	£490



- Rectangular desks 800mm deep with panel ends and two cable access ports
- 2 x two drawer fixed pedestals which accept A4 and foolscap files

Straight Desk with Two & Three Drawer Pedestals



CODE	W	D	H	RRP
CP16S23-S	1600	800	725	£470
CP18S23-S	1800	800	725	£490



- Rectangular desks 800mm deep with panel ends and two cable access ports
- Two and three drawer fixed pedestals which can be fitted to either side

Straight Desk with 2 x Three Drawer Pedestals



CODE	W	D	H	RRP
CP16S33-S	1600	800	725	£470
CP18S33-S	1800	800	725	£490



- Rectangular desks 800mm deep with panel ends and two cable access ports
- 2 x three drawer fixed pedestals with silver finger pull handles



Beech (B)



Oak (O)



White (WH)

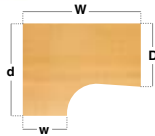
Please add desk finish when ordering eg. **CP16S2-S** with Silver handles in Beech = **CP16S2-S-B**

Contract 25 - Panel Leg Desks with Silver Handles

Left Hand Ergonomic Desk



CODE	W	D	H	w	d	RRP
CP14EL-S	1400	800	725	600	1200	£360
CP16EL-S	1600	800	725	600	1200	£380
CP18EL-S	1800	800	725	600	1200	£420

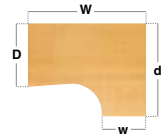


- Ergonomic left hand desktops with panel ends and silver corner post leg
- Ideal to fit into corners or cluster together to maximise office space

Right Hand Ergonomic Desk



CODE	W	D	H	w	d	RRP
CP14ER-S	1400	800	725	600	1200	£360
CP16ER-S	1600	800	725	600	1200	£380
CP18ER-S	1800	800	725	600	1200	£420

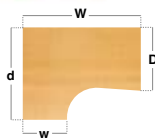


- Ergonomic right hand desktops with panel ends and silver corner post leg
- Ideal to fit into corners or cluster together to maximise office space

Left Hand Ergonomic Desk with Two Drawer Pedestal



CODE	W	D	H	w	d	RRP
CP16EL2-S	1600	800	725	600	1200	£525
CP18EL2-S	1800	800	725	600	1200	£545

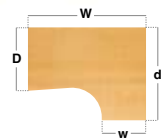


- Ergonomic left hand desktops with panel ends and silver corner post leg
- Two drawer fixed pedestal which accept A4 and foolscap files

Right Hand Ergonomic Desk with Two Drawer Pedestal



CODE	W	D	H	w	d	RRP
CP16ER2-S	1600	800	725	600	1200	£525
CP18ER2-S	1800	800	725	600	1200	£545

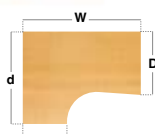


- Ergonomic right hand desktops with panel ends and silver corner post leg
- Two drawer fixed pedestal which accept A4 and foolscap files

Left Hand Ergonomic Desk with Three Drawer Pedestal



CODE	W	D	H	w	d	RRP
CP16EL3-S	1600	800	725	600	1200	£525
CP18EL3-S	1800	800	725	600	1200	£545

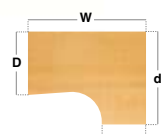


- Ergonomic left hand desktops with panel ends and silver corner post leg
- Three drawer fixed pedestals with silver finger pull handles

Right Hand Ergonomic Desk with Three Drawer Pedestal



CODE	W	D	H	w	d	RRP
CP16ER3-S	1600	800	725	600	1200	£525
CP18ER3-S	1800	800	725	600	1200	£545



- Ergonomic right hand desktops with panel ends and silver corner post leg
- Three drawer fixed pedestals with silver finger pull handles



Beech (B)



Oak (O)



White (WH)

Please add desk finish when ordering eg. **CP16ER-S** with Silver handles in Oak = **CP16ER-S-O**

Contract 25 - Panel Leg Desks with Graphite Handles

Straight Desk



CODE	W	D	H	RRP
CP8S	800	800	725	£180
CP10S	1000	800	725	£185
CP12S	1200	800	725	£190
CP14S	1400	800	725	£195
CP16S	1600	800	725	£205
CP18S	1800	800	725	£225



- Rectangular desks 800mm deep with panel ends and two cable access ports
- CP8S & CP10S only have one cable access port

Straight Desk with Two Drawer Pedestal



CODE	W	D	H	RRP
CP12S2-G	1200	800	725	£325
CP14S2-G	1400	800	725	£333
CP16S2-G	1600	800	725	£340
CP18S2-G	1800	800	725	£360



- Rectangular desks 800mm deep with panel ends and two cable access ports
- Two drawer fixed pedestal which can be fitted to left or right hand side

Straight Desk with Three Drawer Pedestal



CODE	W	D	H	RRP
CP12S3-G	1200	800	725	£325
CP14S3-G	1400	800	725	£333
CP16S3-G	1600	800	725	£340
CP18S3-G	1800	800	725	£360



- Rectangular desks 800mm deep with panel ends and two cable access ports
- Three drawer fixed pedestal which can be fitted to left or right hand side

Straight Desk with 2 x Two Drawer Pedestals



CODE	W	D	H	RRP
CP16S22-G	1600	800	725	£470
CP18S22-G	1800	800	725	£490



- Rectangular desks 800mm deep with panel ends and two cable access ports
- 2 x two drawer fixed pedestals which accept A4 and foolscap files

Straight Desk with Two & Three Drawer Pedestals



CODE	W	D	H	RRP
CP16S23-G	1600	800	725	£470
CP18S23-G	1800	800	725	£490



- Rectangular desks 800mm deep with panel ends and two cable access ports
- Two and three drawer fixed pedestals which can be fitted to either side

Straight Desk with 2 x Three Drawer Pedestals



CODE	W	D	H	RRP
CP16S33-G	1600	800	725	£470
CP18S33-G	1800	800	725	£490



- Rectangular desks 800mm deep with panel ends and two cable access ports
- 2 x three drawer fixed pedestals with graphite finger pull handles



Beech (B)



Oak (O)



White (WH)

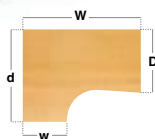
Please add desk finish when ordering eg. **CP16S2-G** with Graphite handles in White = **CP16S2-G-WH**

Contract 25 - Panel Leg Desks with Graphite Handles

Left Hand Ergonomic Desk



CODE	W	D	H	w	d	RRP
CP14EL-G	1400	800	725	600	1200	£360
CP16EL-G	1600	800	725	600	1200	£380
CP18EL-G	1800	800	725	600	1200	£420

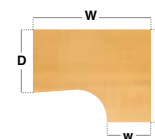


- Ergonomic left hand desktops with panel ends and silver corner post leg
- Ideal to fit into corners or cluster together to maximise office space

Right Hand Ergonomic Desk



CODE	W	D	H	w	d	RRP
CP14ER-G	1400	800	725	600	1200	£360
CP16ER-G	1600	800	725	600	1200	£380
CP18ER-G	1800	800	725	600	1200	£420

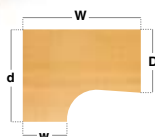


- Ergonomic right hand desktops with panel ends and silver corner post leg
- Ideal to fit into corners or cluster together to maximise office space

Left Hand Ergonomic Desk with Two Drawer Pedestal



CODE	W	D	H	w	d	RRP
CP16EL2-G	1600	800	725	600	1200	£525
CP18EL2-G	1800	800	725	600	1200	£545

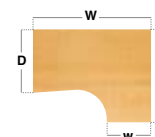


- Ergonomic left hand desktops with panel ends and silver corner post leg
- Two drawer fixed pedestal which accept A4 and foolscap files

Right Hand Ergonomic Desk with Two Drawer Pedestal



CODE	W	D	H	w	d	RRP
CP16ER2-G	1600	800	725	600	1200	£525
CP18ER2-G	1800	800	725	600	1200	£545




- Ergonomic right hand desktops with panel ends and silver corner post leg
- Two drawer fixed pedestal which accept A4 and foolscap files

Left Hand Ergonomic Desk with Three Drawer Pedestal



CODE	W	D	H	w	d	RRP
CP16EL3-G	1600	800	725	600	1200	£525
CP18EL3-G	1800	800	725	600	1200	£545

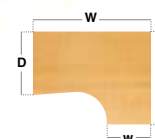


- Ergonomic left hand desktops with panel ends and silver corner post leg
- Three drawer fixed pedestal with graphite finger pull handles

Right Hand Ergonomic Desk with Three Drawer Pedestal



CODE	W	D	H	w	d	RRP
CP16ER3-G	1600	800	725	600	1200	£525
CP18ER3-G	1800	800	725	600	1200	£545



- Ergonomic right hand desktops with panel ends and silver corner post leg
- Three drawer fixed pedestal with graphite finger pull handles



Beech (B)



Oak (O)



White (WH)

Please add desk finish when ordering eg. **CP16ER-G** with Graphite handles in Beech = **CP16ER-G-B**

MAGNUM

EXECUTIVE DESK RANGE

Ideal for any manager's office, Magnum is a premium executive desking range that reflects a leader's demand for an elevated aesthetic. An elegant radial edge profile and two-tone table top help to create a more executive feel that perfectly suits the rooms of managers who want to furnish their office with prestige and sophistication.

The subtle, curved desk provides plenty of worktop space with a desktop extension that will make Magnum stand out and leave a lasting impression on visitors. The mobile pedestal and cupboards offer all important storage space and the collection is completed by meeting and boardroom tables that lend itself to decision making at the highest level.

STYLES

STRAIGHT



STRAIGHT WITH RETURN






MAGNUM Executive Desk Range



Finish Options

Products available in Light Oak & Dark Oak.



Details & Features



Table Tops

Clean lines and 43mm tops give the range a classic quality, with easy clean surfaces that are scratch resistant to ensure your investment will look good for years to come



Finish Details

Sleek lines, stylish back panels and profiled edges represent a commitment to providing highest achievable standards of elegance and quality



Stylish Handles

Stylish design and detail run through the whole range with components that meet all top industry design and workmanship standards



Executive Range


Our extensive range combines beautifully coordinated storage and pedestals with meeting and conference tables and a desk with return to offer a versatile whole room solution

Magnum - Desks

Executive Desk



CODE	W	D	H	RRP
MGED	1800	900	740	£921



- Elegant, stylish executive desk with modesty panel
- 43mm thick tops with elegant, profiled two-tone edges

Return Desk



CODE	W	D	H	RRP
MGRD	1120	500	740	£510




- Add a return desk to increase space that will make Magnum stand out
- 43mm thick tops with elegant, profiled two-tone edges

Executive Desk with Return



CODE	W	D	H	w	d	RRP
MGEDR	1800	900	740	500	2020	£1431



- Deluxe desk 1800mm wide complete with 1120mm return desk
- Return can be fitted to either side of desk to extend the working area



Light Oak (LO)



Dark Oak (O)

Please add product finish when ordering eg. **MGED** in Light Oak = **MGEDLO**

Magnum - Storage

Two Drawer Mobile Pedestal



CODE	W	D	H	RRP
MG2DP	430	500	580	£315



- Under-desk lockable storage solution to keep the work area uncluttered
- One shallow drawer and one filing drawer which accepts both A4 and foolscap files

Double Door Cupboards



CODE	W	D	H	SHELVES	RRP
MGLC	800	380	1130	2	£514
MGTC	800	380	1840	4	£857



- Storage solution supplied with adjustable shelves & lockable doors
- 25mm thick tops with 18mm solid back panels for stability

Cupboards with Glass Doors



CODE	W	D	H	SHELVES	RRP
MGLCG	800	380	1130	2	£749
MGTCG	800	380	1840	4	£970



- Storage solution supplied with adjustable shelves & lockable doors
- 25mm thick tops with 18mm solid back panels for stability



Light Oak (LO)

Dark Oak (O)

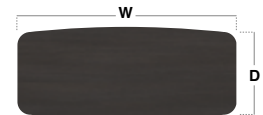
Please add product finish when ordering eg. **MG2DP** in Light Oak = **MG2DPLO**

Magnum - Tables

Conference Table



CODE	W	D	H	RRP
MGCON	2100	1000	740	£970




- Stylish boardroom or conference table which seats up to 8 people
- 43mm thick tops with elegant, profiled two-tone edges

Coffee Table



CODE	W	D	H	RRP
MGCOF	1100	700	500	£229



- Coffee or meeting table which would be a stylish focal point for any office
- 43mm thick tops with elegant, profiled two-tone edges

Seating

Seating

Full range of conference seating available
see pages 348-363



Light Oak (LO)



Dark Oak (O)

Please add product finish when ordering eg. **MGCON** in Light Oak = **MGCONLO**



STORAGE

WOODEN PRIMARY & SECONDARY

Offering versatile and practical storage solutions, our Universal range will keep your office organised and looking neat and tidy. With clean cut lines and minimal modern styling, Universal wooden storage is available in up to five colour finishes to match all the desking ranges and can be configured to suit the requirements of any office landscape.

Available in an array of sizes and melamine colours, our wooden storage range has been designed to fit any space from open plan workplaces, to executive offices and boardrooms. Consisting of a wide range of economy and deluxe pedestals, bookcases, cupboards, combination cupboards, tambour units and more besides, Universal wooden storage simply meets all your office storage needs.





WOODEN STORAGE Primary & Secondary

Combination units

Open top & glass doors

Cupboards

Universal, Duo & Deluxe

Bookcases

Economy, Universal & Deluxe

Finish Options

Storage available in Beech, Maple, Oak, Walnut and White
Duo Storage with White carcass and Beech, Maple, Oak, Walnut doors / drawers



Beech (B)



Maple (M)



Oak (O)



Walnut (W)



White (WH)



White / Beech
(WHB)



White / Maple
(WHM)



White / Oak
(WHO)



White / Walnut
(WHW)

Details & Features

Primary Storage

Pedestals offer versatile storage solutions for under-desk and desk-side storage in the workplace, which together with desk high cupboards and bookcases are the perfect place to store paperwork and files



Secondary Storage

Staples for the modern office, cupboards, bookcases, combination units and filing cabinets, are there when you need them to access files and blend seamlessly into the interior, offering a functional storage solution



Duo Storage

Our two-tone storage and pedestal options are available in a combination of white carcass and 4 MFC finishes, designed to be used in conjunction with our desk ranges to add an alternative look to the workplace



Secure Storage

Wooden lockers cover a variety of storage solutions that cater for securely storing employees personal effects, clothing and possessions in all office, workplace and education environments

Primary Storage - Pedestals

Two Drawer Fixed Pedestal



CODE	Handles	W	D	H	RRP
CF2FP-S	Silver	416	590	474	£130
CF2FP-G	Graphite	416	590	474	£130



- Fixed pedestal with one shallow drawer and one filing drawer
- Two lockable drawers supplied with finger pull handles in silver or graphite

Three Drawer Fixed Pedestal



CODE	Handles	W	D	H	RRP
CF3FP-S	Silver	416	590	474	£130
CF3FP-G	Graphite	416	590	474	£130



- Fixed pedestal with three shallow drawers
- Lockable drawers supplied with finger pull handles in silver or graphite

Two Drawer Mobile Pedestal



CODE	Handles	W	D	H	RRP
CF2MB-S	Silver	426	600	567	£210
CF2MB-G	Graphite	426	600	567	£210



- Mobile under-desk pedestal with castors, one shallow drawer and one filing drawer
- Two lockable drawers supplied with finger pull handles in silver or graphite

Three Drawer Mobile Pedestal



CODE	Handles	W	D	H	RRP
CF3MB-S	Silver	426	600	567	£210
CF3MB-G	Graphite	426	600	567	£210



- Mobile under-desk pedestal with castors and three shallow drawers
- Lockable drawers supplied with finger pull handles in silver or graphite

Desk End Pedestal 600mm Deep



CODE	Handles	W	D	H	RRP
CF600DH-S	Silver	426	600	725	£285
CF600DH-G	Graphite	426	600	725	£285



- Desk-side pedestal 600mm deep with finger pull handles in silver or graphite
- Two shallow drawers and one filing drawer which accepts both A4 & foolscap files

Desk End Pedestal 800mm Deep



CODE	Handles	W	D	H	RRP
CF800DH-S	Silver	426	600	725	£315
CF800DH-G	Graphite	426	600	725	£315



- Desk-side pedestal 800mm deep with finger pull handles in silver or graphite
- Two shallow drawers and one filing drawer which accepts both A4 & foolscap files



Beech (B)



Oak (O)



White (WH)

Please add storage finish when ordering eg. **CF2MB-S** with Silver handles in Beech = **CF2MB-S-B**

Primary Storage - Duo Pedestals

Two Drawer Deluxe Mobile Pedestal



CODE	W	D	H	RRP
DMP2D	426	600	609	£250

- Versatile under-desk storage solution 600mm deep with white carcass
- Deluxe pedestal with metal surrounds and soft close drawers

Three Drawer Deluxe Mobile Pedestal



CODE	W	D	H	RRP
DMP3D	426	600	609	£250

- Versatile under-desk storage solution 600mm deep with white carcass
- Drawers feature metal runners for a smooth operation with soft close upgrades

Three Drawer Deluxe Desk High Pedestal



CODE	W	D	H	RRP
P63D	426	600	725	£325

- Versatile desk-side storage solution 600mm deep with white carcass
- Two shallow & one filing drawer with metal surrounds and soft close drawers

Three Drawer Deluxe Desk High Pedestal



CODE	W	D	H	RRP
P83D	426	800	725	£350

- Versatile desk-side storage solution 800mm deep with white carcass
- Metal drawer surround with soft close buffers for easy, silent closing



**SOFT
CLOSE
DRAWERS**



White / Beech (**WHB**) White / Maple (**WHM**) White / Oak (**WHO**) White / Walnut (**WHW**) White / White (**WH**)

Please add storage finish when ordering eg. **DMP2D** in White with beech drawers = **DMP2D-WHB**

Primary Storage - Universal Pedestals

Two Drawer Fixed Pedestal



CODE	W	D	H	DRAWERS	RRP
S2F	416	540	317	2	£100

- Fixed pedestal with 2 shallow drawers
- Suitable for use on 600mm deep desks

Three Drawer Fixed Pedestal



CODE	W	D	H	DRAWERS	RRP
R2F	416	590	474	2	£137
R3F	416	590	474	3	£137

- R2F has one shallow drawer & one filing drawer which accepts A4 & foolscap files
- R3F has three shallow drawers which are fully lockable

Two Drawer Mobile Pedestal



CODE	W	D	H	RRP
R2M	426	600	567	£222

- Versatile under-desk storage solution 600mm deep
- One shallow drawer & one filing drawer which accepts both A4 & foolscap files

Three Drawer Mobile Pedestal



CODE	W	D	H	RRP
R3M	426	600	567	£222

- Versatile under-desk storage solution 600mm deep
- Sturdy unit with three shallow drawers

Mobile Pedestal 50mm Seat Pad Kit



CODE	W	D	H	Band A	Band B	Band C	Band D	Band E
PED-PD	426	600	50	£133	£142	£155	£174	£197

- Mobile pedestal upholstered 50mm seat pad kit with set of 80kg weight load castors
- Seat cushion for R2M and R3M pedestals, ideal for visitors



Beech (B)



Maple (M)



Oak (O)



Walnut (W)



White (WH)

Please add storage finish when ordering eg. **R3M** in White = **R3MWH**

Primary Storage - Universal Pedestals

Tall Slimline Three Drawer Mobile Pedestal



CODE	W	D	H	RRP
TNMP	300	600	630	£317

- Versatile under-desk 600mm deep, tall slimline storage solution
- Two shallow drawers & one filing drawer which accepts both A4 & foolscap files

Tall Three Drawer Mobile Pedestal



CODE	W	D	H	RRP
TMP	426	600	630	£328

- Versatile under-desk 600mm deep, tall storage solution
- Two shallow drawers & one filing drawer which accepts both A4 & foolscap files

Desk End Pedestal 600mm Deep



CODE	W	D	H	RRP
R25DH6	426	600	725	£317

- Versatile desk-side storage solution 600mm deep
- Two shallow drawers & one filing drawer which accepts both A4 & foolscap files

Desk End Pedestal 800mm Deep



CODE	W	D	H	RRP
R25DH8	426	800	725	£346

- Versatile desk-side storage solution 800mm deep
- Two shallow drawers & one filing drawer which accepts both A4 & foolscap files

Desk Extension Pedestal



CODE	W	D	H	RRP
R25EP8	800	600	725	£370

- 600mm deep pedestal with a flyover top to use as a return desk with straight desks
- Two shallow drawers & one filing drawer which accepts both A4 & foolscap files



Beech (B)



Maple (M)



Oak (O)



Walnut (W)



White (WH)

Please add storage finish when ordering eg. **TMP** in Beech = **TMPB**

Primary Storage - Desk Side

Deluxe Desk High Bookcase



CODE	W	D	H	RRP
DHBC	800	600	725	£164

- 600mm deep desk high storage unit supplied with one adjustable shelf
- 25mm thick tops with 18mm carcass and solid back panel

Deluxe Double Door Cupboard



CODE	W	D	H	RRP
DHCC	800	600	725	£230

- 600mm deep desk high unit supplied with one adjustable shelf & lockable doors
- 25mm thick tops with 18mm carcass and solid back panel

Executive Two Drawer Side Filer



CODE	W	D	H	RRP
DSF2	800	600	725	£506

- Desk side drawers 800mm wide which accepts both A4 and foolscap files
- Fully lockable drawers with ball bearing runners and anti-tilt mechanism

Optional Handles



CODE	DESCRIPTION	RRP
CH-K	Black	£11
CH-S	Silver	£11
CH-WH	White	£11

- Customise the executive side filer with stylish handles
- Priced per handle, 96mm hole centres to replace existing handles



Beech (B)



Maple (M)



Oak (O)



Walnut (W)



White (WH)

Please add storage finish when ordering eg. **DSF2** in Oak = **DSF2O**

Primary Storage - Filing Cabinets

Two, Three & Four Drawer Filing Cabinets



CODE	W	D	H	RRP
LF2	480	655	730	£320
LF3	480	655	1045	£352
LF4	480	655	1360	£404

- Functional office storage solution for foolscap files with stylish, silver curved handles
- Fully lockable drawers with ball bearing runners and anti-tilt mechanism



Beech (B)



Maple (M)



Oak (O)



Walnut (W)



White (WH)

Please add storage finish when ordering eg. **LF4** in Walnut = **LF4W**

Secondary Storage - Contract 25

Bookcases



CODE	W	D	H	Size	RRP
CFLBC	756	390	830	Low	£140
CFMBC	756	390	1230	Medium	£160
CFTBC	756	390	1630	Tall	£210
CFHBC	756	390	2030	High	£245

- 390mm deep bookcases supplied with adjustable shelves
- 18mm carcass with solid back panels

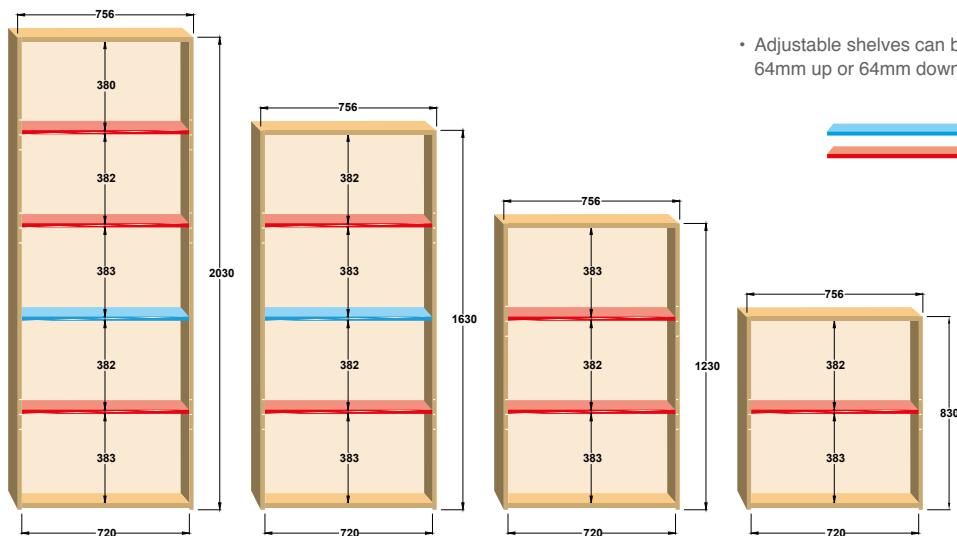
Cupboards



CODE	W	D	H	Size	RRP
CFLCU	756	408	830	Low	£225
CFMCU	756	408	1230	Medium	£250
CFTCU	756	408	1630	Tall	£320
CFHCU	756	408	2030	High	£400

- 408mm deep cupboards supplied with adjustable shelves
- 18mm carcass with solid back panels and lockable doors

Shelf Position Guide



- Adjustable shelves can be positioned at 64mm intervals 64mm up or 64mm down from positions shown

- Fixed shelf
- Adjustable shelf



Beech (B)



Oak (O)




White (WH)

Please add storage finish when ordering eg. **CFLCU** in Oak = **CFLCU-O**

Secondary Storage - Duo

Universal Cupboards



CODE	W	D	H	SHELVES	RRP
R740DD	800	470	740	1	£257
R1090DD	800	470	1090	2	£287
R1440DD	800	470	1440	3	£366
R1790DD	800	470	1790	4	£475
R2140DD	800	470	2140	5	£514
BS	Optional extra shelf				£54

- 470mm deep cupboards supplied with adjustable shelves and lockable doors
- 25mm thick tops with white 18mm carcass and coloured doors

Universal Combination Units With Wood Doors & Open Tops



CODE	W	D	H	SHELVES	RRP
R1440OPD	800	470	1440	3	£335
R1790OPD	800	470	1790	4	£410
R2140OPD	800	470	2140	5	£459
BS	Optional extra shelf				£54

- 470mm deep combination units with adjustable shelves & lockable doors
- 25mm thick tops with white 18mm carcass and coloured doors

Universal Combination Units With Wood & Glass Doors



CODE	W	D	H	SHELVES	RRP
R1440CMD	800	470	1440	3	£475
R1790CMD	800	470	1790	4	£563
R2140CMD	800	470	2140	5	£614
BS	Optional extra shelf				£54

- 470mm deep combination units with adjustable shelves & lockable doors
- 25mm thick tops with white 18mm carcass and coloured doors



White / Beech (**WHB**)



White / Maple (**WHM**)



White / Oak (**WHO**)



White / Walnut (**WHW**)




White / White (**WH**)

Please add storage finish when ordering eg. **R1090DD** in White / Walnut = **R1090DD-WHW**

Secondary Storage - Universal

Universal Bookcases



CODE	W	D	H	SHELVES	RRP
R740	800	470	740	1	£171
R1090	800	470	1090	2	£191
R1440	800	470	1440	3	£257
R1790	800	470	1790	4	£335
R2140	800	470	2140	5	£365
BS	Optional extra shelf				£54

- 470mm deep bookcases supplied with adjustable shelves
- 25mm thick tops with 18mm carcass and solid back panel

Universal Cupboards



CODE	W	D	H	SHELVES	RRP
R740D	800	470	740	1	£257
R1090D	800	470	1090	2	£287
R1440D	800	470	1440	3	£366
R1790D	800	470	1790	4	£475
R2140D	800	470	2140	5	£514
BS	Optional extra shelf				£54

- 470mm deep cupboards supplied with adjustable shelves and lockable doors
- 25mm thick tops with 18mm carcass and solid back panel

Tambour Cupboards



CODE	W	D	H	SHELVES	RRP
R1090TC	800	470	1090	2	£500
R2140TC	800	470	2140	5	£700

- 470mm deep cupboards supplied with adjustable shelves and lockable doors
- 25mm thick tops with 18mm carcass and solid back panel
- Please note: Only available in Beech, Oak and White with silver tambour doors



Beech (**B**)

Maple (**M**)

Oak (**O**)

White (**WH**)

Walnut (**W**)

Please add storage finish when ordering eg. **R1090** in Beech = **R1090B**

Universal Combination Units With Wood Doors & Open Tops



- 470mm deep combination units with adjustable shelves & lockable doors
- 25mm thick tops with 18mm carcass and solid back panel

Three wooden lockers of different heights are shown side-by-side. Each locker has two doors at the bottom with silver handles and two shelves above. The lockers are made of light-colored wood.

CODE	W	D	H	SHELVES	RRP
R1440COM	800	470	1440	3	£475
R1790COM	800	470	1790	4	£563
R2140COM	800	470	2140	5	£614
BS	Optional extra shelf				£54

- 470mm deep combination units with adjustable shelves & lockable doors
- 25mm thick tops with 18mm carcass and solid back panel

Technical drawing showing three views of a shelving unit:

- Front View:** Shows a unit with a total height of 2140 mm and a width of 800 mm. It features six shelves: four red and two blue. The shelf heights are labeled as 329.5, 332, 334.5, 329.5, 332, and 334.5 mm.
- Side View:** Shows a unit with a total height of 1790 mm and a width of 800 mm. It features six shelves: four red and two blue. The shelf heights are labeled as 329.5, 332, 334.5, 329.5, 332, and 334.5 mm.
- Top View:** Shows a unit with a total width of 800 mm and a total depth of 1440 mm. It features six shelves: four red and two blue. The shelf heights are labeled as 329.5, 332, 334.5, 329.5, 332, and 334.5 mm.

- Adjustable shelves can be positioned at 32mm intervals 96mm up or 96mm down from positions shown



Please add storage finish when ordering eg. **R1440OP** in Maple = **R1440PM**

Secondary Storage - Deluxe

Deluxe Bookcases



CODE	W	D	H	SHELVES	RRP
BC8	1020	550	800	1	£295
BC12	1020	550	1200	2	£363
BC16	1020	550	1600	3	£428
BC20	1020	550	2000	4	£507

- 550mm deep premium bookcases supplied with adjustable shelves
- 25mm thick tops with 18mm carcass and solid back panel

Deluxe Cupboards



CODE	W	D	H	SHELVES	RRP
BD8	1020	550	800	1	£416
BD12	1020	550	1200	2	£506
BD16	1020	550	1600	3	£587
BD20	1020	550	2000	4	£681

- 550mm deep premium cupboards with adjustable shelves & lockable doors
- 25mm thick tops with 18mm carcass and solid back panel



Beech (B)



Oak (O)



White (WH)

Secondary Storage - Deluxe

Deluxe Combination Units With Wood Doors & Open Tops



CODE	W	D	H	SHELVES	RRP
DO16	1020	550	1600	3	£551
DO20	1020	550	2000	4	£626

- 550mm deep premium combination units with adjustable shelves & lockable doors
- 25mm thick tops with 18mm carcass and solid back panel
- Please Note: these units do not accept internal fitments

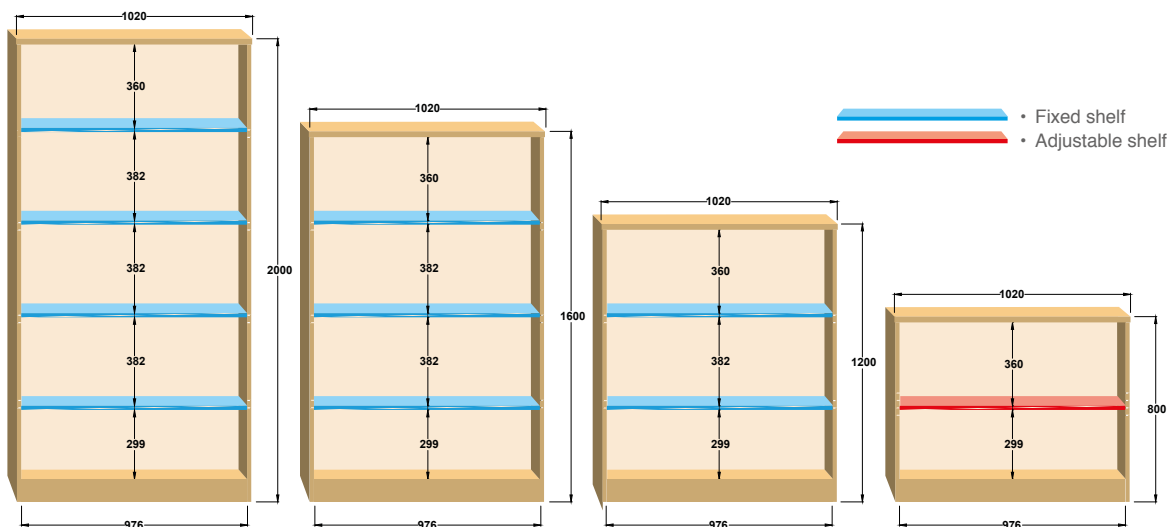
Deluxe Combination Units With Wood & Glass Doors



CODE	W	D	H	SHELVES	RRP
DG16	1020	550	1600	3	£680
DG20	1020	550	2000	4	£786

- 550mm deep premium combination units with adjustable shelves & lockable doors
- 25mm thick tops with 18mm carcass and solid back panel
- Please Note: these units do not accept internal fitments

Shelf Position Guide - Deluxe Bookcases, Cupboards & Combination Units



Beech (B)



Oak (O)



White (WH)

Please add storage finish when ordering eg. **DO16** in White = **DO16WH**

Secondary Storage - Systems

Systems Double Door Cupboard

CODE	W	D	H	RRP
DD8	1020	550	800	£481
DD12	1020	550	1200	£545
DD16	1020	550	1600	£604
DD20	1020	550	2000	£675

- 550mm deep premium systems cupboards supplied with metal fitment brackets
- Supplied empty but can be fitted with all systems internal fitments



Systems Horizontal Tambour Door Cupboard

CODE	W	D	H	RRP
ST8	1020	550	800	£558
ST12	1020	550	1200	£648
ST16	1020	550	1600	£764
ST20	1020	550	2000	£857

- 550mm deep premium systems tambour cupboards supplied, metal fitment brackets
- Tambours supplied empty but can be fitted with all systems internal fitments



Beech (B)



Oak (O)



White (WH)

Please add storage finish when ordering eg. **ST16** in Beech = **ST16B**

Secondary Storage - Systems

Systems Combination Bookcase With Horizontal Tambour



CODE	W	D	H	RRP
TO16	1020	550	1600	£693
TO20	1020	550	2000	£770

- 550mm deep combination units, bookcase tops, lower tambour cupboard doors
- Tambours supplied empty but can be fitted with all systems internal fitments


Systems Combination Bookcase With Horizontal Tambour & Glass Doors



CODE	W	D	H	RRP
TG16	1020	550	1600	£827
TG20	1020	550	2000	£931

- 550mm deep combination units, bookcase tops, lower tambour cupboard doors
- Tambours supplied empty but can be fitted with all systems internal fitments

System Storage Internal Fitments For Systems Storage



CODE	DESCRIPTION	RRP
2PS	Steel shelf	£33

- Graphite grey plain shelf
- Practical and sturdy steel shelf

CODE	DESCRIPTION	RRP
2RAIL	Universal lateral filing frame	£57

- Graphite grey lateral filing frame
- Accepts both A4 and lateral files

CODE	DESCRIPTION	RRP
2RSF	Roll out suspension filing frame	£176

- Graphite grey roll out suspension filing frame
- Accepts both A4 and foolscap files



Beech (B)



Oak (O)



White (WH)

Please add storage finish when ordering eg. **TG20** in Oak = **TG200**

Secure Storage - Lockers

4 Door Wooden Storage Lockers

CODE	W	D	H	RRP
LCK4D	800	426	867	£408

- Free standing lockers available in two heights with 370 x 380 internal dimensions
- Four and six door options available to ensure the right configuration for any space



6 Door Wooden Storage Lockers

CODE	W	D	H	RRP
LCK6D	800	426	1267	£568

- The lock barrel is incorporated within the handle with over 2,000 key change options
- Colourful arrangement of the doors allows you to vary the look of your fronts



Single Planter



Double Planter



CODE	W	D	H	FINISH	RRP
WPLS	800	426	200	White	£240

- Single planter for artificial plants or standing pots
- Designed to fit on single wooden storage lockers

CODE	W	D	H	FINISH	RRP
WPLD	1600	426	200	White	£350

- Perfect for dividing the office with artificial plants or standing pots
- Designed to fit on double, side-to-side wooden storage lockers



White/Beech (**B**)



White/Maple (**M**)



White/Oak (**O**)



White/Walnut (**W**)



White/White (**WH**)

Please add door finish when ordering eg. **LCK4D** with Walnut doors = **LCK4DW**



STORAGE

STEEL PRIMARY & SECONDARY

Place steel storage at the heart of your workplace with a range of products that meet the long-term performance needs of any office. With an all-steel construction, fully powder-coated interiors and welded carcasses, our steel storage range is manufactured in the UK and designed for today's modern office, offering excellent value for money.

Our steel storage range provides high quality, stylish and robust furniture for demanding working environments. Storage cabinets are ideal for offices or back room storage of employee belongings, supplies and stationery. This diverse portfolio of pedestals, filing cabinets, cupboards and tambours has items tailored specifically for personal storage as well as flexible workspace storage for team areas.





STEEL STORAGE Primary & Secondary

Tambour cupboards
3 sizes in various colours

Filing cabinets
Contract, executive & public sector

Lodges
Four and six door

Cupboards
3 sizes in various colours

Finish Options

Selection of stocked and made to order steel storage finishes

Stocked finishes (selected products)



Black (**K**)
RAL 9005

Coffee /
Cream (**C**)
RAL 1011/1001

Goose Grey (**G**)
RAL 7004

Silver (**S**)
RAL 9006

White (**W**)
RAL 9016

Made-to-order (selected products)



Blue (**BL**)
RAL 5009

Green (**GN**)
RAL 6018

Orange (**OR**)
RAL 2004

Red (**R**)
RAL 3020

Yellow (**YE**)
RAL 1018

Details & Features

Steel Pedestals

Pedestals offer versatile storage solutions for under desk storage in the workplace and these sturdy units are the perfect place to store paperwork and stationery



Filing Cabinets

Strong, robust and built to last, filing cabinets offer a smooth, stylish and functional storage solution for every office environment



Cupboards & Tambours

Cupboards are designed to meet all the clerical needs of any busy company, with tambour doors which slide and retract smoothly to save space



Personal Storage

Lockers allow for the safe storage of personal belongings, with optional letter boxes allowing individuals to have internal mail direct to their locker

Steel Storage - Narrow Pedestals



Three Drawer Narrow Mobile Steel Pedestals

Individual workspaces are getting ever smaller, but workers still need storage. Our narrow 3 drawer mobile steel pedestals are utilitarian, yet they have been designed to blend in and complement the desk frames and interior design. At only 300mm wide and available in 3 finishes, they are perfect for smaller work areas to keep personal belongings safe and secure, and the solid construction delivers a cabinet with quality and durability.

CODE	W	D	H	RRP
MPN3	300	545	565	£243

- Versatile under-desk storage solutions 300mm wide to keep the work area uncluttered
- Two shallow drawers and one filing drawer which accepts both A4 and foolscap files
- Fully lockable drawers for secure storage of your files or personal belongings
- Available static or mobile with 5th castor on drawer front for anti-tilt



MPN3-K



MPN3-S



MPN3-WH



Black (K)



Silver (S)



White (WH)

Steel Storage - Wide Pedestals



Three Drawer Mobile Steel Pedestals

Our 3 drawer mobile steel pedestals offer versatile storage solutions for any office environment and these sturdy units are mounted on castors allowing for easy manoeuvrability. Lockable with an anti-tilt castor on the file drawer, extra deep filing capacity and available in silver, white and black, our mobile pedestals have a classic, stylish design whilst offering safe and secure storage.

CODE	W	D	H	RRP
MP3	391	545	565	£260

- Versatile under-desk storage solutions 391mm wide to keep the work area uncluttered
- Two shallow drawers and one filing drawer which accepts both A4 and foolscap files
- Fully lockable drawers for secure storage of your files or personal belongings
- Available static or mobile with 5th castor on drawer front for anti-tilt



MP3-K



MP3-S



MP3-WH



Black (**K**)



Silver (**S**)



White (**WH**)

Steel Storage - Three Drawer Pedestals



Three Drawer Mobile Pedestals with Optional Seat Pad

Steel 3 drawer pedestals are the perfect place to store paperwork and stationery and keep the work area clutter-free. These sturdy 3 drawer steel pedestals have lockable drawers for secure storage of your files or personal belongings, with additional options such as fully upholstered seat pads on the wide pedestals, which allow for perch points and make these pedestals a multi-functional versatile storage solution.

CODE	W	D	H	Stocked	MTO
MMPN	300	565	567	£309	£339
MMPW	420	565	567	£309	£339

CODE	W	D	H	Band A	Band B	Band C	Band D	Band E
BPED-PD	420	565	50	£133	£143	£155	£177	£197

- Versatile under-desk storage solutions 565mm deep to keep the work area uncluttered
- Fully lockable with two shallow drawers and one filing drawer which accepts both A4 and foolscap files
- Available static or mobile with 5th castor on drawer front and supplied with a pen tray
- Fully upholstered 50mm seat pad kit option with a seat cushion on the top ideal for visitors



MMPN-S



MMPW-K



MMPW-WH with BPED-PD



Black (K)



Silver (S)



White (WH)

Stocked



Blue (BL)



Grey (G)



Green (GN)



Orange (OR)



Red (R)



Yellow (YE)

Made-to-order

Steel Storage - Mobile Caddy Unit



BISLEY

Caddy Desk Storage with Optional Seat Pad

The Caddy is an innovative, alternative office solution meeting the needs of the ever-changing office, with storage, filing and seating all in one. Featuring two box sections with a lockable pedestal for personal storage and a shelving unit for files and paperwork, the Caddy is compact and mobile to maximise space and storage in any work environment, with a seat pad option for temporary visitor seating when required.

CODE	W	D	H	MTO
CAD800LH	800	440	567	£948
CAD800RH	800	440	567	£948

CODE	W	D	H	Band A	Band B	Band C	Band D	Band E
BCAD-PD	420	440	50	£133	£143	£155	£177	£197

- Versatile under-desk storage solutions 800mm wide to keep the work area uncluttered
- Offers flexibility with rotating castors to easily position under the work surface
- An attractive, functional and versatile addition to any vibrant, agile work space
- Fully upholstered 50mm seat pad kit option with a seat cushion on the top ideal for visitors



CAD800LH-GN



CAD800RH-R



CAD800LH-WH with BCAD-PD



Black (K) Blue (BL) Grey (G) Green (GN) Orange (OR) Red (R) Silver (S) White (WH) Yellow (YE)

Made-to-order

Steel Storage - Contract Filing Cabinets



Contract Filing Cabinets

Filing cabinets offer a smooth, stylish and functional storage solution for every office environment. Strong and built to last, the filing cabinets have a fully welded carcass making them extremely robust, with resistance-free slides and an anti-tilt operation for safe ease of use. Economically priced with uncompromising standards, contract filing cabinets are designed and manufactured for today's modern office environment.

CODE	W	D	H	Stocked	MTO
DCF2	470	622	711	£256	£282
DCF3	470	622	1016	£292	£322
DCF4	470	622	1321	£323	£355

- Functional office storage solutions for foolscap files with black, centralised handles
- Fully lockable 100% extension, anti-tilt drawers supplied with two keys
- Fully welded carcass with high sided easy glide drawers
- Approved to BSEN 14073 parts 2&3 and BSEN 14074



DCF2S



DCF3WH



DCF4BL



Steel Storage - Executive Filing Cabinets



Executive Filing Cabinets

To create a productive, efficient workplace, it's important to maximise space in the office. Our executive filing cabinets have been designed to make the most of even the smallest footprints, not only to store important documents, but they can also be combined to divide space and define work areas. Fully extendable drawers allow for easy access and in your absence, the cabinet can be locked for security.

CODE	W	D	H	Stocked	MTO 1	MTO 2
DEF2	470	622	711	£274	£288	£302
DEF3	470	622	1016	£310	£327	£340
DEF4	470	622	1321	£340	£358	£374

- Functional office storage solutions for foolscap files with full length finger pull handles
- Fully lockable 100% extension, anti-tilt drawers with 200 different master lock combinations
- Fully welded carcass with no bolts or rivets for greater strength
- Approved to BSEN 14073 parts 2&3 and BSEN 14074



Locking



Anti-Tilt



100% Extension



Suspension Filing



Drawer Capacity



DEF2R



DEF3G



DEF4GN



Black (K)



Grey (G)



Coffee / Cream (C)



Silver (S)



White (WH)



Blue (BL)



Green (GN)



Orange (OR)



Red (R)



Yellow (YE)

Stocked

MTO Band 1

MTO Band 2




BISLEY

Public Sector Contract Filing Cabinets

A combination of market-driven design and high quality UK manufacturing ensures that the steel public sector filing cabinets are well suited for all office environments, including for public sector tenders. Investing in lockable storage such as filing cabinets and creating a system for filing away paperwork will meet all the demands for the recently introduced GDPR regulations for businesses.

CODE	W	D	H	Stocked	MTO 1	MTO 2
BPSF2	470	622	711	£298	£314	£332
BPSF3	470	622	1016	£335	£348	£369
BPSF4	470	622	1321	£377	£393	£416



- Functional office storage solutions for foolscap files with full length finger pull handles
- Fully lockable 100% extension, anti-tilt drawers supplied with two keys
- Fully welded carcass with high sided easy glide drawers and 40kg load capacity
- Approved to BSEN 14073 parts 2&3 and BSEN 14074



BPSF2WH



BPSF3K



BPSF4OR



Steel Storage - Contract Cupboards



Contract Cupboards

Contract double door cupboards are designed to achieve maximum storage capacity using the least amount of space to meet all the clerical needs of a busy office. Boasting a fully welded carcass for increased strength and stability with height adjustable shelves and a three point locking system for security, contract cupboards are office classics at home in any workspace.

CODE	W	D	H	SHELVES	RRP	MTO
DSC40	914	400	1000	1	£323	£358
DSC72	914	400	1806	3	£395	£440
DSC78	914	400	1968	4	£505	£553
BCSLF	Extra shelf (Black)				£47	



- 400mm deep cupboards supplied with adjustable shelves
- Fully lockable double doors with 3 point lock
- Fully welded carcass supplied pre-assembled
- Approved to BSEN 14073 parts 2&3 and BSEN 14074



DSC40C



DSC72S



DSC78YE



Black (**K**)



Coffee / Cream (**C**)



Grey (**G**)



Silver (**S**)



White (**WH**)



Blue (**BL**)



Green (**GN**)



Orange (**OR**)



Red (**R**)



Yellow (**YE**)

Stocked

Made-to-order



Systems Storage Tambour Cupboards

Systems storage cupboards with tambour doors which slide and retract smoothly to save space and offer access to the entire cupboard offer practical storage solutions for any office. Offering an increased level of security, the aluminium tambour doors recede smoothly into the cabinet carcass leaving office aisles and walkways unobstructed. Supplied fully assembled, tambour cupboards cater for all your filing and storage needs without compromising on style.

CODE	W	D	H	Stocked	Stocked (SB)	MTO
DST40	1000	470	1000-1015	£547	£617	£632
DST65	1000	470	1570-1585	£607	£673	£685
DST78	1000	470	1970-1985	£655	£707	£727



- 470mm deep cupboard with tambour doors supplied with no shelves
- Sliding double tambour doors with full length hand rail
- Can be fitted with all systems internal fittings for an advanced storage solution
- Approved to BSEN 14073 parts 2&3 and BSEN 14074



DST40SB



DST65WH



DST78BL



Black (K)



Goose Grey (G)



Silver (S)



Silver / Beech (SB)



White (WH)



Blue (BL)



Green (GN)



Orange (OR)



Red (R)



Yellow (YE)

Stocked

Made-to-order

Steel Storage - Internal Fitments




Shelf

Roll Out Filing Frame



CODE	DESCRIPTION	RRP
DSTS	Shelf	£26

- Black plain shelf for systems storage
- Practical and sturdy steel shelf



CODE	DESCRIPTION	RRP
BROSF	Roll out filing frame	£178

- Black roll out suspension filing frame for systems storage
- Accepts both A4 and foolscap files

Lateral Filing Frame

Slotted Shelf



CODE	DESCRIPTION	RRP
BUR	Lateral filing frame	£56

- Black lateral filing frame for systems storage
- Accepts both A4 and foolscap files



CODE	DESCRIPTION	RRP
BSSF	Slotted shelf	£68

- Black shelf with slotted gaps for systems storage
- Slotted segments which will accept dividers to keep your cupboard neat and tidy

Steel Storage - Multi-Drawers



Multi-Drawers

Multi-drawers offer excellent storage capacity with a range of 5, 10 and 15 drawer cabinets designed specifically for the small office or home office market. The neat multi-drawer design is enhanced by a brilliant choice of colours which will give an injection of cool in any home environment when placed either on top of, under, or besides a workstation.

CODE	W	D	H	Stocked	MTO
B5MD	279	380	325	£134	£140
B10MD	279	380	590	£226	£242
B15MD	279	380	860	£323	£331

- Available with 5, 10 or 15 drawers in a variety of colour finish options
- A sound solution for office storage and beyond
- Multi-compartmental insert trays for small items
- Chrome handle design with individual drawer label holders



B5MDBL



B10MDG



B15MDGN



Grey (**G**)



White (**W**)



Black (**K**)



Blue (**BL**)



Green (**GN**)



Orange (**OR**)



Red (**R**)



Silver (**S**)



Yellow (**YE**)

..... Stocked

..... Made-to-order

Steel Storage - A4 Filers



BISLEY

A4 Filers

Home office storage that's affordable and looks good is difficult to come by, making the A4 home filer a real steal. From the outside it looks neat and tidy, but inside its capacious interior accommodates a range of filing and storage options. A4 filers are an essential product for those seeking practical filing solutions with a small budget and are ideal for small office under desk storage.

CODE	W	D	H	RRP	MTD
BPFA2	413	400	672	£165	£179
BPFA3	413	400	672	£195	£211



- Functional home office storage solutions with black, centralised handles
- Ideal for filing sheets of paper, folders, files and even storing personal belongings
- Lockable drawers to ensure items are kept secure
- Drawers pull out up to 80% so you can use the space within them effectively



BPFA2B



BPFA3K



Black (**K**)



Grey (**G**)



Grey/Blue (**B**)



Grey/Red (**R**)

Stocked



Blue (**BL**)



Green (**GN**)



Orange (**OR**)



Red (**RD**)



Silver (**S**)



White (**WH**)



Yellow (**YE**)

Made-to-order

**STEEL
STORAGE**

Steel Storage - Lockers



Lockers 1, 2, 4 & 6 Door

Our universal locker range offers streamlined personal storage and is ideal for production facilities, staff rooms, cloakrooms and open plan offices. Available in a choice of depths (305mm and 457mm) and with a variety of single, two, four and six door compartments sizes, the lockers can be easily configured by bolting together the locker units to suit your needs.



CODE	W	D	H	DOORS	RRP
CLK121	305	305	1802	1	£202
CLK122	305	305	1802	2	£250
CLK124	305	305	1802	4	£292
CLK126	305	305	1802	6	£353

CODE	W	D	H	DOORS	RRP
CLK181	305	457	1802	1	£232
CLK182	305	457	1802	2	£279
CLK184	305	457	1802	4	£323
CLK186	305	457	1802	6	£383

- Fitted with a camlock with 1,000 different master lock combinations
- Lockers bolt together at the back and side with ventilation holes in each locker
- Single door and two door lockers feature under shelf coat storage
- Approved to BSEN 14073 parts 2&3, BSEN 14074, BS4875 1998 part 7 (level 4)



CLK121G



CLK122G



CLK124G



CLK126G



Blue (B) Grey (G)

..... Stocked



BISLEY

Lodges 4 & 6 Door

Our lodges with letter boxes are ideal for busy offices, allowing individuals to have their post delivered to their personal storage locker. With a choice of 4 and 6 door options, these letter box lockers allow for the safe storage of personal belongings plus the distribution of internal mail in a variety of premises including open plan offices, schools, universities and shared housing.



CODE	W	D	H	DOORS	MTO
BLFL4D	800	470	845-869	4	£1126
BLFL6D	800	470	1187-1211	6	£1515

- Lodges come in two heights matching drawer unit dimensions
- Four and six door options available
- Post can go in through the slot, but only the box's owner can get it out with their key
- Great for university or shared housing



BLFL4SS



BLFL6DS



Silver (S) White (WH)

..... Made-to-order

SCREENS

DESKTOP & FLOOR STANDING

Most people work in open plan offices which offer employees very little privacy, which can be cause for frustration at times. Offering a variety of designs and styles, our range of screens and partitions not only offer a degree of privacy, but they also provide the finishing touches of colour to office furniture and add character to any office space.

Desktop screens allow employees to be more focused on their work by helping to cut out colleague's distracting and irritating telephone or computer sounds, in addition to improving office acoustics. Free standing floor screens provide visual, physical and acoustic barriers in any workspace by separating parts of the office into teams and groups or creating quiet work zones and breakout areas in open plan spaces.






SCREENS Desktop & Floor Standing



Finish Options

Selection of stocked and made to order panel fabrics (see page 171 for more fabric options)



Details & Features



Fabric Wrapped Desktop Screens

A simple, clean, fabric wrapped desk mounted screen range that offers excellent value for money. Straight and wave desk screens are ideal for creating semi-private work spaces



Fabric Screens with Edging

Stylish and contemporary desktop screens that looks great in any modernly designed office, rectangular fabric screens with silver plastic trim divide and define individual workspaces



Vibe Desk & Floor Screens

Our selection of Vibe fabric screens are a stylish way to divide desks and provide an element of seclusion and privacy, combining a slim profile with a robust and durable construction



Aluminium Frame Screens

Distinctive, aesthetically pleasing desk mounted or mobile floor standing aluminium frame screens with fabric or glazed screen options which are ideal for any modern workplace

Desktop Straight Screens - Fabric Wrapped



Desk Mounted Straight Screen

Whether dividing desk space or an entire office area, office screens provide an element of privacy for employees, allowing them to be comfortable while they work. Our fabric wrapped straight desktop screens are a cost effective way of dividing desk clusters and are supplied with brackets to fit all 25mm desktops. A universal bracket is available as an optional extra to mount screens to different manufacturer's desks.

CODE	W	D	H	Stocked	Band A	Band B	Band C
ES800S	800	30	400	£110	£121	£133	£154
ES1000S	1000	30	400	£121	£133	£144	£166
ES1200S	1200	30	400	£128	£140	£152	£174
ES1400S	1400	30	400	£143	£153	£164	£187
ES1600S	1600	30	400	£149	£159	£171	£193
ES1800S	1800	30	400	£154	£164	£177	£198

- 30mm thick with an additional foam layer between outer fabric and melamine core
- Combines a slim profile with a robust and durable construction
- Desk mounted screens use standard desk brackets which come as standard
- Universal bracket for use with alternative supplier's desks



Brackets

CODE	DESCRIPTION	RRP
UNSCBR	Universal bracket (Pair)	£22
ESRB	Return bracket (Pair)	£20

The universal bracket allows screens to be mounted to a number of different manufacturers desks. The universal clamp on bracket will attach on desks from 15mm - 50mm desktops.

The return bracket fits to 25mm side mounting



UNSCBR



ESRB



Blue (B)



Charcoal (C)



Please add fabric colour when ordering
eg: ES1600S in Blue = ES1600S-B

Desktop Wave Screens - Fabric Wrapped



Desk Mounted Wave Screen

Whether dividing desk space or an entire office area, office screens provide an element of privacy for employees, allowing them to be comfortable while they work. Our fabric wrapped wave desktop screens are ideal for use with wave desktops and are supplied with brackets to fit all 25mm desktops. A universal bracket is available as an optional extra to mount screens to different manufacturer's desks.

CODE	W	D	H	Stocked	Band A	Band B	Band C
ES800W	800	30	200-400	£115	£127	£138	£160
ES1000W	1000	30	200-400	£128	£140	£152	£174
ES1200W	1200	30	200-400	£143	£153	£164	£187
ES1400W	1400	30	200-400	£149	£159	£171	£193
ES1600W	1600	30	200-400	£154	£164	£177	£198
ES1800W	1800	30	200-400	£160	£171	£182	£204

- 30mm thick with an additional foam layer between outer fabric and melamine core
- Combines a slim profile with a robust and durable construction
- Desk mounted screens use standard desk brackets which come as standard
- Universal bracket for use with alternative supplier's desks



Brackets

CODE	DESCRIPTION	RRP
UNSCBR	Universal bracket (Pair)	£22
ESRB	Return bracket (Pair)	£20

The universal bracket allows screens to be mounted to a number of different manufacturers desks. The universal clamp on bracket will attach on desks from 15mm - 50mm desktops.

The return bracket fits to 25mm side mounting



UNSCBR



ESRB



Blue (B)



Charcoal (C)



Please add fabric colour when ordering
eg: ES1600W in Charcoal = ES1600W-C

..... Stocked

..... MTO Bands A,B,C

Desktop Screens - Fabric Screens with Silver Edging




Desktop Screens - 400mm High

Desktop screens allow employees to be more focused on their work by helping to cut out colleague’s distracting and irritating telephone or computer sounds, in addition to improving office acoustics. Stylish and functional, the economy desktop screens with a modern plastic trim in silver finish offer incredible value without compromise, specifically designed to meet the needs of those who want quality office furniture at a budget price.



CODE	W	D	H	Band A	Band B	Band C
SFP800	800	40	400	£80	£90	£110
SFP1000	1000	40	400	£85	£95	£115
SFP1200	1200	40	400	£90	£100	£120
SFP1400	1400	40	400	£100	£110	£130
SFP1600	1600	40	400	£105	£115	£135
SFP1800	1800	40	400	£115	£125	£145

- 25mm thick MDF core with fabric upholstery in stocked or made-to-order fabrics
- Increase your privacy and concentration within a noisy, busy working environment
- Desk mounted screens use standard desk brackets supplied for the rear of desks
- Supplied with standard 25mm clamp brackets to fit 25mm desktops



Screens available in Made to Order fabrics.
Please add fabric code when ordering

Vibe - Desktop Screens



Desktop Screens - 400mm High

Vibe is a new range of made-to-order, designer office screens, available in a multitude of fabric colour options. Vibe screens combine a slim profile with a robust and durable construction to improve the layout and function of any office and they are ideal for use with bench desking with the modern trend of having screens shorter than the desk length. Desk mounted screens use universal desk brackets which come as standard.



CODE	W	D	H	Band A	Band B	Band C
VB800	800	40	400	£134	£144	£166
VB1000	1000	40	400	£144	£156	£179
VB1200	1200	40	400	£153	£164	£187
VB1400	1400	40	400	£165	£178	£199
VB1600	1600	40	400	£172	£184	£206
VB1800	1800	40	400	£178	£190	£212

- 35mm thick with an additional foam layer between outer fabric and melamine core
- Made to order, designer desktop screens which are elegant, modern and stylish
- Hand crafted, exposing the edge of the stitch detail on a radius corner
- Supplied with standard 25mm clamp brackets to fit 25mm desktops



Screens available in Made to Order fabrics.
Please add fabric code when ordering

..... MTO Bands A,B,C

Desktop Fabric Screens - Aluminium Frame




Straight Fabric Screens

Aluminium frame screens are an excellent addition to any modern desk and office furniture to provide a degree of privacy to desks which are in close proximity to others. Frames are available in silver, white and black so you can synchronise with the desk legs, with matching brackets that fit to the back of desks or desk returns. Fabric screens are stocked in blue with a multitude of made to order fabric colour options available.



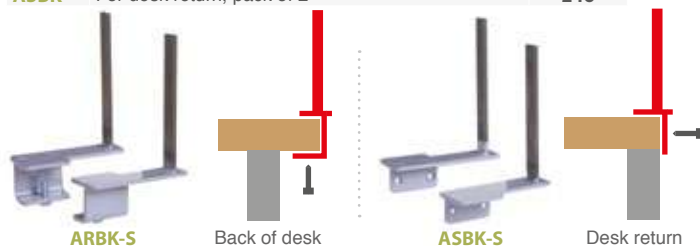
CODE	W	D	H	Stocked	Band A	Band B	Band C
A1000	1000	30	380	n/a	£166	£200	£234
A1200	1200	30	380	£166	£178	£213	£245
A1400	1400	30	380	£179	£189	£229	£263
A1600	1600	30	380	£204	£215	£252	£285
A1800	1800	30	380	£219	£229	£263	£297
A785	785	30	380	n/a	£156	£179	£213
A1185	1185	30	380	£154	£167	£200	£235

- 30mm thick with robust aluminium frames for additional stability
- Great for adding dividing sections to the modern desk
- Available for 1000mm-1800mm desks with additional screen sizes for the desk returns
- Brackets available in black, silver and white to match frames



Aluminium Framed Screen Brackets

CODE	DESCRIPTION	RRP
ARBK	For the back of desks, pack of 2	£46
ASBK	For desk return, pack of 2	£46



Screen Accessories Pack

CODE	DESCRIPTION	RRP
SCRN-PACK-S	Pack - Silver	£97
SCRN-PACK-WH	Pack - White	£97



Please add fabric colour when ordering eg. A1600 with white frame in blue = A1600-WH-B



Black frame (K)



Silver frame (S)



White frame (WH)



Blue (B)



Frame colour

Stocked

..... MTO Bands A,B,C

Desktop Glazed Screens - Aluminium Frame




Straight Glazed Screens

Aluminium frame screens are an excellent addition for any modern desk to provide a degree of privacy for employees who are situated in close proximity to others. Frames are available in silver, white and black so you can synchronise with the desk legs and the semi-transparent glazed screens are a stylish addition which allow light to flow through the room whilst tackling the issue of ambient noise.



CODE	W	D	H	Stocked	MTO Glaze
AG1000	1000	30	380	£195	£216
AG1200	1200	30	380	£214	£238
AG1400	1400	30	380	£227	£249
AG1600	1600	30	380	£248	£265
AG1800	1800	30	380	£280	£302

- 30mm thick with robust aluminium frames for additional stability
- Available for 1000mm-1800mm desks to add dividing sections
- Brackets available in black, silver and white to match frames
- Screen accessory pack contains pen holder, A4 paper tray, phone holder & name holder



Brackets Single Desks Adapt & Fuze

CODE	DESCRIPTION	RRP
AFSBK	For fabric screen - Pair	£39



CODE	DESCRIPTION	RRP
AGSBK	For glazed screen - Pair	£50



Brackets Back-to-back Desks Adapt & Fuze

CODE	DESCRIPTION	RRP
EDELSB	End bracket	£28



CODE	DESCRIPTION	RRP
EDILSB	Intermediate bracket	£35

Please add glaze colour when ordering eg. AG1600 with Silver frame in Acid Green = AG1600-S-G



Black frame (K)



Silver frame (S)



White frame (WH)

Frame colour



Polar White (W)

Stocked



Electric Blue (B)



Acid Green (G)



Mandarin Orange (O)



Chili Red (R)

MTO - Coloured glaze

Desktop - Screen Matrix

Rear screens									Return screens				
Product	Vibe Elev8 ² Single (1000/1200/1400/1600)	Vibe Elev8 ² B2B (1200/1400/1600)	Vibe Desktop (800/1000/1200/1400/1600/1800)	Aluminium Fabric (800/1000/1200/1400/1600/1800)	Aluminium Glazed (800/1000/1200/1400/1600/1800)	Fabric Straight (800/1000/1200/1400/1600/1800)	Fabric Wave (800/1000/1200/1400/1600/1800)	Fabric with Silver edging (800/1000/1200/1400/1600/1800)	Aluminium Fabric (785/1185)	Aluminium Glazed (785/1185)	Fabric Straight (800/1000/1200)	Fabric Wave (800/1000/1200)	Fabric with Silver edging (800/1000/1200/1400/1600/1800)
Elev8² Single desks	✓ Bracket SUPPLIED		✓ Bracket SUPPLIED	✓ Order ARBK	✓ Order ARBK	✓ Bracket SUPPLIED	✓ Bracket SUPPLIED	✓ Bracket SUPPLIED	✓ Order ASBK	✓ Order ASBK	✓ Order ESRB	✓ Order ESRB	✓ Order ESRB
Elev8² Back-to-back desks		✓ Bracket SUPPLIED											
Adapt II Single desks	✓ Bracket SUPPLIED		✓ Bracket SUPPLIED	✓ Order AFSBK	✓ Order AGSBK	✓ Bracket SUPPLIED	✓ Bracket SUPPLIED	✓ Bracket SUPPLIED	✓ Order ASBK	✓ Order ASBK	✓ Order ESRB	✓ Order ESRB	✓ Order ESRB
Adapt II Back-to-back desks			✓ Bracket SUPPLIED	✓ Order EDELBSB / EDILSB	✓ Order EDELBSB / EDILSB	✓ Bracket SUPPLIED	✓ Bracket SUPPLIED	✓ Bracket SUPPLIED	✓*∞ Order ASBK	✓*∞ Order ASBK			
Fuze Single desks	✓ Bracket SUPPLIED		✓ Bracket SUPPLIED	✓ Order AFSBK	✓ Order AGSBK	✓ Bracket SUPPLIED	✓ Bracket SUPPLIED	✓ Bracket SUPPLIED	✓ Order ASBK	✓ Order ASBK	✓ Order ESRB	✓ Order ESRB	✓ Order ESRB
Fuze Back-to-back desks			✓ Bracket SUPPLIED	✓ Order EDELBSB / EDILSB	✓ Order EDELBSB / EDILSB	✓ Bracket SUPPLIED	✓ Bracket SUPPLIED	✓ Bracket SUPPLIED	✓* Order ASBK	✓* Order ASBK			
Connex Single desks	✓ Bracket SUPPLIED		✓ Bracket SUPPLIED	✓ Order ARBK	✓ Order ARBK	✓ Bracket SUPPLIED	✓ Bracket SUPPLIED	✓ Bracket SUPPLIED	✓* Order ASBK	✓* Order ASBK			
Connex Back-to-back desks			✓ Bracket SUPPLIED	✓ Order ARBK	✓ Order ARBK	✓ Bracket SUPPLIED	✓ Bracket SUPPLIED	✓ Bracket SUPPLIED	✓* Order ASBK	✓* Order ASBK			
TR10 Desks	✓ Bracket SUPPLIED		✓ Bracket SUPPLIED	✓ Order ARBK	✓ Order ARBK	✓ Bracket SUPPLIED	✓ Bracket SUPPLIED	✓ Bracket SUPPLIED	✓ [†] Order ASBK	✓ [†] Order ASBK	✓ [†] Order ESRB	✓ [†] Order ESRB	✓ [†] Order ESRB
TR10 120° Desks			✓ Bracket SUPPLIED	✓ Order ARBK	✓ Order ARBK	✓ Bracket SUPPLIED	✓ Bracket SUPPLIED	✓ Bracket SUPPLIED					
Vivo Desks			✓ Bracket SUPPLIED	✓ Order ARBK	✓ Order ARBK	✓ Bracket SUPPLIED	✓ Bracket SUPPLIED	✓ Bracket SUPPLIED	✓ [†] Order ASBK	✓ [†] Order ASBK	✓ [†] Order ESRB	✓ [†] Order ESRB	✓ [†] Order ESRB
Maestro 25 Desks			✓ Bracket SUPPLIED	✓ Order ARBK	✓ Order ARBK	✓ Bracket SUPPLIED	✓ Bracket SUPPLIED	✓ Bracket SUPPLIED	✓ [†] Order ASBK	✓ [†] Order ASBK	✓ [†] Order ESRB	✓ [†] Order ESRB	✓ [†] Order ESRB
Contract 25 Desks			✓ Bracket SUPPLIED	✓ Order ARBK	✓ Order ARBK	✓ Bracket SUPPLIED	✓ Bracket SUPPLIED	✓ Bracket SUPPLIED	✓ Order ASBK	✓ Order ASBK	✓ Order ESRB	✓ Order ESRB	✓ Order ESRB

- ✓ Recommended screen
- ✓ Compatible screen

- * For return screen mid-runs use SBKT-50
- ∞ Return screens not suitable for back-to-back desks with sliding tops
- † Return screens not suitable for 600mm straight desks

Fabrics - Screens

Fabrics specified for their acoustic properties are ideal for wall coverings, suspended ceiling panels, desk mounted or free standing screens. The job of the fabric is to allow sound to pass through cleanly, or provide a degree of absorbency, which allows the specialist acoustic system behind to do what it needs to do.

RANGE		Fabric type		Hazard Rating	
	Band	Natural	Synthetic	Low	Medium (Crib 5)
Cara	A		✓	✓	✓
Carlow	B		✓	✓	
Castillo	B		✓	✓	
Sonus	B		✓	✓	✓
Era170	C		✓	✓	✓
Lucia	C		✓	✓	✓
Sonus Etch	C		✓	✓	
Blazer Lite	D	✓		✓	
Synergy 170	E	✓		✓	

camira

RANGE		Fabric type		Hazard Rating	
	Band	Natural	Synthetic	Low	Medium (Crib 5)
Event Screen +	B	✓		✓	✓
Hush	C	✓		✓	
Twist	C		✓	✓	
Atlantic Screen	D		✓	✓	
Soul (including melange)	D	✓		✓	✓

Gabriel®

Camira Cara Band A



Gabriel Event Screen+ Band B



Camira Era 170 Band C



Gabriel Atlantic Screen Band D



Camira Synergy 170 Band E



All made-to-order screen orders for non-screen fabrics are priced on application.

Floor Standing Screens - Fabric



1200mm, 1500mm and 1800mm High Floor Screens

Free standing floor screens are available in three different sizes and are used to break up the appearance and divide the space without losing any of the benefits of the open plan layout. Fabric wrapped floor screens also provide the operators with an element of seclusion and privacy and can be joined together with the linking strips for connecting 2 screens or 4 screens together.

CODE	W	D	H	Stocked	Band A	Band B	Band C
208	800	40	1200	n/a	£174	£197	£223
210	1000	40	1200	n/a	£174	£197	£223
212	1200	40	1200	n/a	£186	£208	£244
214	1400	40	1200	n/a	£186	£208	£244
216	1600	40	1200	n/a	£198	£221	£267
218	1800	40	1200	n/a	£211	£234	£278

CODE	W	D	H	Stocked	Band A	Band B	Band C
508	800	40	1500	n/a	£177	£199	£233
510	1000	40	1500	n/a	£188	£211	£244
512	1200	40	1500	£204	£211	£234	£278
516	1600	40	1500	£215	£229	£252	£300
518	1800	40	1500	£237	£246	£269	£311

CODE	W	D	H	Stocked	Band A	Band B	Band C
808	800	40	1800	n/a	£211	£234	£278
810	1000	40	1800	n/a	£211	£234	£278
812	1200	40	1800	£237	£246	£269	£311
814	1400	40	1800	£237	£246	£269	£311
816	1600	40	1800	£248	£257	£281	£322

- 40mm thick with an additional foam layer between outer fabric and melamine core
- Available in 1200mm, 1500mm and 1800mm heights
- Screens can utilise the desk as support or can be used with bar feet (Supplied as standard)
- 2-2 panel linking strips used for connecting 2 screens together and 4-4 for connecting 4 screens



Floor Screen Linking Strips

CODE	DESCRIPTION	RRP
LK22	1200mm 2-2 Strip	£14
LK25	1500mm 2-2 Strip	£15
LK28	1800mm 2-2 Strip	£16



CODE	DESCRIPTION	RRP
LK42	1200mm 4-4 Strip	£20
LK45	1500mm 4-4 Strip	£24
LK48	1800mm 4-4 Strip	£26



Blue (B)



Charcoal (C)



Please add fabric colour when ordering.
eg: 816 in Blue = 816-B

Vibe - Floor Standing Screens



1200mm, 1500mm & 1800mm High Floor Screens

Vibe floor standing screens are available in a wide variety of made to order fabrics which are not only colourful and modern additions to the office aesthetics, but are also useful for absorbing sound in open plan office environments. Vibe floor screens come with adjustable grey feet as standard, with stylish flat disc feet available as an optional extra in silver or white.

CODE	W	D	H	Band A	Band B	Band C
VB208	800	40	1200	£224	£281	£337
VB210	1000	40	1200	£237	£292	£348
VB212	1200	40	1200	£247	£304	£360
VB214	1400	40	1200	£259	£315	£370
VB216	1600	40	1200	£269	£325	£382

CODE	W	D	H	Band A	Band B	Band C
VB508	800	40	1500	£247	£304	£360
VB510	1000	40	1500	£259	£315	£370
VB512	1200	40	1500	£269	£325	£382
VB514	1400	40	1500	£281	£337	£392
VB516	1600	40	1500	£292	£348	£405

CODE	W	D	H	Band A	Band B	Band C
VB808	800	40	1800	£281	£337	£392
VB810	1000	40	1800	£292	£348	£405
VB812	1200	40	1800	£304	£360	£415
VB814	1400	40	1800	£315	£370	£427
VB816	1600	40	1800	£325	£382	£437

- 40mm thick with an additional foam layer between outer fabric and melamine core
- Available in 1200mm, 1500mm and 1800mm heights
- Made to order, designer floor screens which are elegant, modern and stylish
- Stylish flat disc feet available (as an optional extra) in white or silver



Designer Screen Feet

CODE	Description	RRP
VFT1-SL	Silver feet - pair	£52
VFT1-WH	White feet - pair	£52



Screens available in Made to Order fabrics.
Please add fabric code when ordering

..... MTO Bands A,B,C

Aluminium Frame Mobile Screens - Fabric



Mobile Fabric Screen

Aluminium frame floor screens are free-standing mobile units, available fully upholstered or part-upholstered with a writable whiteboard top surface that promotes collaboration and facilitate idea sharing. This mobile screen adds seamless, flexible function to the office environment, with a variety of sizes that can be easily configured to serve as temporary workspace dividers, or used for sharing information in presentations or meeting settings.

Fully upholstered



CODE	W	D	H	Band A	Band B	Band C
AFS508-WH-F	800	40	1500	£500	£525	£550
AFS808-WH-F	800	40	1800	£525	£550	£575

Part upholstered part white board



CODE	W	D	H	Band A	Band B	Band C
AFS508-WH-FWB	800	40	1500	£550	£600	£650
AFS808-WH-FWB	800	40	1800	£575	£625	£675

- Designed to give users more acoustical and visual privacy in open plan spaces
- Join several screens together to delineate space or create privacy
- 30mm thick with robust aluminium frames in white for additional stability
- Panoply of colourful fabric options with high quality dry wipe top surface



CODE	DESCRIPTION	RRP
AFT-FT	Spare feet	£150



Screens available in Made to Order fabrics.
Please add fabric code when ordering

..... MTO Bands A,B,C

Aluminium Frame Mobile Screens - Glazed



Mobile Glazed Screen

Glazed aluminium floor screens move beyond conventional mobile partitioning to give users a versatile work tool that changes according to the needs of the moment. Available fully glazed or with a whiteboard for the top section, these screens can be used individually or ganged together to define and create a fluid working space. The glazed effect creates a lightness of scale and allows the permeation of light in and around the surface.

Fully glazed



CODE	W	D	H	MTO Glaze
AFS508-WH-G	800	40	1500	£650
AFS808-WH-G	800	40	1800	£700

Part glazed part white board



CODE	W	D	H	MTO Glaze
AFS508-WH-GWB	800	40	1500	£650
AFS808-WH-GWB	800	40	1800	£700

- Double-sided mobile screen or presentation unit that can be easily moved from room to room
- Can be used in a variety of environments including offices, education and public areas
- Complete with heavy duty lockable, easy-glide castors for smooth mobility
- Choice of coloured glazing options with high quality dry wipe top surface



Please add glaze colour when ordering eg. **AFS508-WH-G** with White frame in Electric Blue = **AFS508-WH-G-B**



White frame (WH)

Frame colour



Polar White (W)



Electric Blue (B)



Acid Green (G)



Mandarin Orange (O)



Chili Red (R)

MTO - Coloured glaze

ACCESSORIES

OFFICE FURNITURE ENHANCEMENTS

Enhance your office furniture with our range of high quality accessories which will add the finishing touches to any office environment. With smart solutions designed to customise your workstation to your needs and for powering and getting data to your workstations whilst leaving them free from trailing cables, we have everything you need to promote a more organised work space.

Take action and organise your workspace for the better. After all, most office workers spend so much time at our desks so we might as well get the most out of it. Offices are smarter, more flexible and, ultimately, more user-friendly than ever before and accessories help to clear clutter, manage multiple projects, organise information, tame technology, and make better use of every bit of the workplace.





Accessories Office Furniture Enhancements



Finish Options

Accessories available in Black, Silver, White



Black
(K)

Silver
(S)

White
(WH)

Details & Features

On-Desk Accessories

Monitor arms provide the ideal solution for additional desktop space while creating the perfect position for each individual user, or alternatively desk risers can be used which turns a regular desk into a standing desk



Under-Desk Accessories

Reduce the risk of bumping into the unit or damaging components with strong and practical CPU holders, together with cable management solutions to prevent cluttered cables and trip hazards on the floor



Steel Modesty Panels

Modesty panels can be fitted to individual desks to cover the knee space of the user, and they're a lightweight solution compared to wooden panels, but still delivering the same privacy in a sleek, perforated design



Office Accessories

Coat stands are handy for storing personal items instead of hanging them on the back of office chairs, and acoustic ceiling tiles can fit in standard ceiling grid systems to help control noise in interior environments

Luna - Monitor Arms



Luna Monitor Arms

Luna monitor arms are designed to enhance maximum flexibility of the office environment, ensuring user comfort when using the screen. The well-being of employees in the office space is becoming more vital, and the number one cause of lower neck pain is due to incorrect monitor positions, allowing users to work in a more comfortable position. The Luna range of single and double monitor arms are affordable for any budget, but with no compromise on important features.

CODE	DESCRIPTION	RRP
LSMARM	Luna single flat screen monitor arm	£68
LDMARM	Luna double flat screen monitor arm	£114

- Supplied complete with both desk clamp fit and cable port fittings
- Quick-release VESA plate for easy adjustment
- Rotating the monitor holders allows landscape or portrait positioning
- Arms come complete with clips for cable management



Each arm



Each arm



LSMARM-S



LDMARM-K



Black (**K**)



Silver (**S**)



White (**WH**)

Please add finish when ordering eg. **LSMARM** in Silver = **LSMARM-S**

Triton - Gas Lift Monitor Arms



SPACE
SAVING
DESIGN

Triton Gas Lift Monitor Arms

The Triton range of monitor arms have a gas spring hovering system to provide smooth and effortless adjustments which can be tailored to the user's exact needs, allowing them to sit more comfortably at their desk whilst reducing neck, eye, and back strain. The space-saving design of the double arm allows both monitors to be positioned adjacent to each other and at the back of the desk allowing the user more space to work, with a handy built-in USB port.

CODE	DESCRIPTION	RRP
TGSMARM	Triton gas lift single monitor arm	£150
TGDMARM	Triton gas lift space saving double monitor arm	£215

- Durable hardware supports clamp or grommet installation with discreet cable management
- High-quality ball joint tilts and quick-release VESA plate for easy adjustment
- Gas spring hovering system adjusts monitor height with 90° to 15° tilt range
- Double monitor arm has space-saving gas spring arm with built-in USB port



Each arm




Each arm



TGSMARM-WH



TGDMARM-K



Black (K)



Silver (S)



White (WH)

Please add finish when ordering eg. TGDMARM in Black = TGDMARM-K

Neon - Under Desk CPU Holder

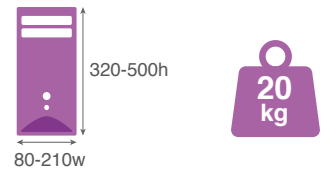


Neon CPU Holder

The practical Neon CPU holder is easy to install and easily accessible, protecting the valuable computer equipment from damage and dust, in addition to keeping the CPU off the floor or desk, saving work surface and leg space. Available in silver and white, Neon CPU holders have a unique captive foot making them suitable for CPU's of various sizes, with better access to cables and ports, and soft grip pads to prevent marking and slipping.

CODE	DESCRIPTION	W	D	H	RRP
NECPU	Neon under desk CPU holder	130	250	320-500	£83

- Under desk CPU holder for use on 25mm thick desktops
- Height adjustment from 320mm to 500mm
- Width adjustment for 50-77mm, 100-110mm or 128-210mm CPU's
- Weight capacity up to 20kg



Please add finish when ordering eg. **NECPU** in White = **NECPU-WH**

Halo - Large 4-sided CPU Holder



Halo CPU Holder

Our extremely durable Halo 4-sided CPU holder mounts beneath the work surface to elevate the computer off the floor and protecting it from floor dirt, dust, and accidental kicking or moving, and provide added floor and desktop space. There is convenient access to ports and cables, quick and easy installation and removal, and an under-desk track mount on a swivel with 180° rotation with height and width adjustment that fits a variety of CPU's.

CODE	DESCRIPTION	W	D	H	RRP
HLCPU	Halo large under desk CPU holder	240	120	210-520	£93

- No more reaching blindly around the CPU, simply spin it around to see what you're looking for
- Protective padding included to better protect the CPU from scratches or damage
- Under-desk installation saving more space and keeping your CPU dust-free
- Heavy duty and durable steel CPU mounting bracket



Please add finish when ordering eg. HLCPU in Black = HLCPU-K

Cable Management Solutions



Cable Management Trays

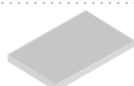
Cable Spines

Enhance your office furniture with our range of cable management solutions which will add the finishing touches to any office environment. With smart solutions designed to customise your work area to your needs and for powering and getting data to your workstations whilst leaving them free from trailing cables, we have everything you need to promote a more organised work space and prevent cluttered cables and trip hazards on the floor.



CODE	W	D	H	RRP
WB0800-S	800	200	100	£68
WB1000-S	1000	200	100	£74
WB1200-S	1200	200	100	£81
WB1400-S	1400	200	100	£84

- Drop down silver cable management tray with plastic end covers
- Specify sizes shorter than the desk size e.g. use WB1400-S with a 1600mm desk



Silver



CODE	COLOUR	W	D	H	RRP
ROSP-BL	Black	80	80	760	£55
ROSP-GR	Grey	80	80	760	£55
ROSP-OP	Opaque	80	80	760	£55

- Simple attractive solution to carry cables from floor to desk 760mm long
- Unique rotating desk fixing with oval shaped segments and large weighted base



Black (BL)



Grey (GR)



Opaque (OP)

Please add finish when ordering eg. **ROSP** in Grey = **ROSP-GR**

Sora - Height Adjustable Desk Converter



Sara Desk Converter

Convert an existing desk to a standing desk with our desk converter which offers an easy transition from a comfortable sitting position to a standing one. The monitor riser allows simple and smooth adjustments thanks to the gas spring lift which allows for any height setting within the range, and the separate keyboard and mouse deck adjusts to elevate the screen – keeping it at eye level, with a groove design that is also suitable for laptops.

CODE	DESCRIPTION	W	D	H	RRP
SHAW-K	Sora height adjustable sit stand desk converter	880	385	120-505	£310

- Turns a regular desk into a standing desk without having to replace the current one
- Smooth, easy height adjustment and quick-release, with a removable keyboard tray
- Work surface size of 880 x 415mm with a keyboard tray size 880 x 308mm
- Allows the user to sit, stand, and incorporate movement into the working day



Black

Modesty Panels - Steel




Perforated Steel Modesty Panels

Add privacy to your workspace in any open settings in a clean, light, and extremely simple way with our perforated steel modesty panels designed to cover the lower body and anything that may be under your desk. Available in black, silver and white, and in various widths to fit any size single desk, these modesty panels provide privacy without taking away any of the aesthetic appeal of our desks.

CODE	DESCRIPTION	W	D	H	RRP
SMP1200	For 1200mm desks	1050	30	300	£145
SMP1400	For 1400mm desks	1250	30	300	£180
SMP1600	For 1600mm desks	1450	30	300	£215

- Steel modesty panels for use with single desks
- Available in a choice of 3 finishes to match the desk frames
- Attaches easily to the desktop with brackets supplied
- Perforated panel delivers better privacy in a sleek design



Black (**K**)



Silver (**S**)



White (**WH**)

Please add finish when ordering eg. **SMP1200** in Black = **SMP1200-K**

Ceiling Tiles - Acoustic



Acoustic Ceiling Grid Tiles - Pack of 10

Ceiling tiles with balanced acoustics provide the necessary combination of sound absorption and attenuation to control noise in interior environments, offering complete noise control and design flexibility for every space. Good acoustics are also an essential element of productivity and creativity in workplaces and Piano ceiling grid tiles are designed to fit directly into 595mm x 595mm standard ceiling grid systems to dissipate sound.

CODE	W	D	H	Stocked
T1	595	595	50	£1000

- A colourful and modern alternative to traditional ceiling tiles
- Lightweight and easy to fit to existing ceiling grids
- Hang above the noisiest areas of the office to help absorb sound
- Felt fabric Crib 5 fire rating



Please add finish when ordering eg. T1 in Blue = T1-BL

Coat & Umbrella Stands



Coat & Umbrella Stands

Keep the office free from clutter with a place to store coats, hats, bags and umbrellas with our versatile and stylish coat and umbrella stands. A good coat stand helps keep things organised for the whole office (plus visitors) and ideally keeps umbrellas and other essentials out of the way too, with plenty of hooks, at a range of heights and at different sizes, meaning there is a coat and umbrella stand for everyone and everything.



CODE	W	D	H	RRP
PMCLAS2	360	360	1840	£98

- Silver stand with wooden fittings and 12 coat hooks
- With umbrella stand and drip tray for up to 4 umbrellas

CODE	W	D	H	RRP
PMCLEON2	360	360	1780	£82

- Black stand with wooden fittings and 8 coat hooks
- With umbrella stand and drip tray for up to 8 umbrellas

CODE	W	D	H	RRP
PMSTAN3N2	360	360	1780	£65

- Black stand with black plastic fittings and 8 coat hooks
- With umbrella stand and drip tray for up to 8 umbrellas

Seating - Parts & Accessories

Nylon 5 star base



CODE	DESCRIPTION	RRP
BAS01	5 star base	£39

- Strong and durable nylon 5 star base
- 635mm diameter suitable for majority of chairs

Chrome 5 star base



CODE	DESCRIPTION	RRP
BAS02	5 star base	£63

- Strong, scratch resistant chrome 5 star base
- 635mm diameter suitable for majority of chairs

Replacement gas stem



CODE	DESCRIPTION	RRP
GAS01	Gas stem	£35

- Black 9" gas stem which is simple to replace
- Class 4 certified

Glides



CODE	DESCRIPTION	RRP
GLD01	5 glides	£14

- Simple to replace and prevents chair from moving
- Ideal for educational environments

Soft castor



CODE	DESCRIPTION	RRP
CAS01	5 castors	£14

- Soft edge castors with 50mm diameter
- Ideal for use on hard flooring

Brake loaded castor



CODE	DESCRIPTION	RRP
CAS02	5 castors	£14

- Castor locks when weight is applied
- 50mm diameter

POWER & DATA

ACCESSORIES AND GADGETS

Today the world is fast-paced and ever-changing, and the modern office is now a home to some of the most advanced technology you'll see anywhere. Furniture and equipment that allows quick set-up and connections is a high priority so employees can take their electrical devices with them and pick up where they left off in another working area, reaping the benefits of a more connected, advanced working environment.

The clean, functional mix of styles and shapes of the smart power solutions are designed to complement the furniture and ensure easy access to a power supply. Productivity and employee engagement are paramount to a company's success, and by taking these products and technology trends into consideration when designing an office space, businesses will become more personalised workplaces.






POWER & DATA Accessories And Gadgets

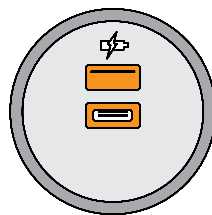


Modular Components



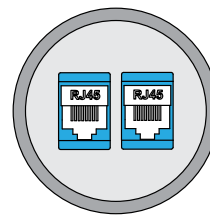
UK Fused Socket

The standard and instantly recognisable UK 3-pin plus socket compliant with the British Standard BS 1363



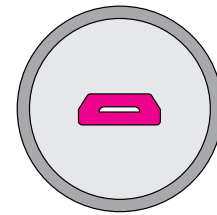
USB Fast Charge (A&C connectors)

USB-C port, for enhanced charging of phones and tablets, plus the original USB-A for charging legacy devices



RJ45 Sockets

RJ45 is a standardised physical network interface for connecting telecommunications or data. Twin terminals for attaching CAT6 cable



HDMI Socket

HDMI (high definition multimedia interface) is a socket and plug interface that is used to transmit both audio and video digital data

Details & Features

On-Surface Power

Desktop power modules allow for easy access when you're working, with units that can either clip on to the back or sit on top of the surface, which are ideal for quick set-up



In-Surface Power

In-desk modules are ideal for conference rooms and integrated into the work surface together with connected cables & minimal installation depth so there is no reduction in leg room



Panel Mounted

Designed for panel mounting in soft seating furniture so you can plug in wherever you work, helping to create workspaces with flexibility built in



Wireless Charging

No longer do you need to plug a cable into your smartphone to charge it. Simply placing it face up on a special pad or charging spot is enough to start charging up your battery

Chroma - Clip-on Power Module



UK fused socket



USB fast charge (A&C connectors)



Twin RJ45 sockets

Chroma Power Module

Chroma power modules offers power when you need it via its selection of smart charge and power socket ports which allows the user to connect various devices quickly and efficiently. The stylish Chroma power module is designed for use in office and educational establishments to clamp on to the back of tables and desks and is available in black and white with circular socket apertures to create an original and distinctive design perfectly matched to contemporary office furniture.

CODE	DESCRIPTION	RRP
CRM-1	2 x UK sockets, 1 x USB fast charge (A&C connectors)	£181
CRM-2	2 x UK sockets, 2 x RJ45 sockets	£98
CRM-3	2 x UK sockets, 1 x USB fast charge (A&C connectors), 2 x RJ45 sockets	£207


- Excellent clamping fixtures with top and bottom fix options available
- A practical and stylish addition to any desktop
- Black & white units with 30 and 60 degree positioning
- Manufactured and tested in accordance with BS6396:2008



CRM-1-WH



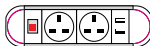
CRM-2-K



CRM-3-WH






Black (K)



White (WH)

Hubble - Clip-on Power Module



- 
UK fused socket
- 
USB fast charge (A&C connectors)
- 
Twin RJ45 sockets

Hubble Power Module

The modern clean lines and colour options of the Hubble power module compliment the modern workstation and allow the user easy access to desktop power without having to rummage in cable trays under the desk or service boxes in the floor. The clip-on moulded front and rear decorative frames with circular socket apertures create an original, distinctive and compact design perfectly matched to contemporary office furniture.

CODE	DESCRIPTION	RRP
HBL-1	1 x UK socket, 1 x USB fast charge (A&C connectors)	£516
HBL-2	1 x UK socket, 1 x USB fast charge (A&C connectors), 2 x RJ45 sockets	£671
HBL-3	2 x UK sockets, 1 x USB fast charge (A&C connectors)	£232

- Twin clamp brackets for better stability for table tops 5mm-35mm thick
- Tough and elegant aluminium body that is built to last
- Fun and distinctive power modules available in multiple colour options
- BS5733 and UL962A certified and CE marked as applicable



HBL-1-R



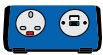
HBL-2-DB



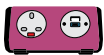
HBL-3-K



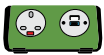
Black (K)



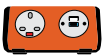
Dark Blue (DB)



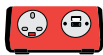
Hot Pink (HP)



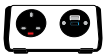
Light Green (LG)



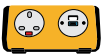
Orange (OR)



Red (R)



White (WH)



Yellow (Y)

HBL-3 only available in black (K) and white (WH)

Phase - Multi-surface Power Module



Phase Power Module

Phase is ideal for providing convenient but discreet power, data and USB fast charging in offices, hotels, restaurants, airports and many other locations. Available in black or white and compact, robust and unconstrained by convention, you will find Phase with its innovative concealed mounting bracket and through-back or through base cable entry options, simple to securely install on desks, tables and soft furnishings.

CODE	DESCRIPTION	RRP
PH-1	1 x UK socket, 1 x USB fast charge (A&C connectors)	£310
PH-2	1 x UK socket, 2 x RJ45 sockets	£258

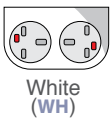
- On-surface or under-surface fitting solutions with hidden fitting bracket
- Two socket apertures can be configured with power, charging or data
- High-strength and flame retardant polycarbonate main body and back mouldings
- Fusing to enable compliance to BS6396



PH-1-K



PH-2-WH



Cluster - Multi-surface Power Module



UK fused
socket



USB fast charge
(A&C connectors)

Cluster Power Module

Cluster is a unique single gang power module designed to provide the user with a conveniently locatable power or USB charging socket for casual seating areas and other working zones. An individual module can be securely fixed under a table edge using the special chrome bracket with optional cable tidy, or alternatively up to 3 Cluster modules can be conveniently located in the 80mm grommet table top cradle ready for use.

CODE	DESCRIPTION	RRP
CLUS-1	1 x UK socket	£284
CLUS-2	1 x USB fast charge (A&C connectors)	£464

Required cut out size

80mm

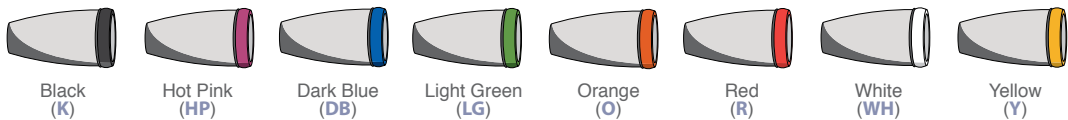
- Fixed or free standing mounting for handy power and data
- Adds style and a splash of colour to the workplace
- Under desk wire cradle and cable tidy supplied for single units or grommet hole for up to 3 units
- BS6396 compliant and CE marked



CLUS-1-WH



CLUS-2-R



Pixel - Multi-surface Power Module



UK fused
socket



USB fast charge
(A&C connectors)



Twin RJ45
sockets



HDMI
socket

Pixel Power Module

The Pixel unit has been designed to meet demand for a small and aesthetically pleasing power and data unit to fit neatly into a wide range of furniture. Pixel discreetly presents power, data and AV connections in an ultra-compact form, meeting the growing need for easily accessible connectivity in informal areas. Fitting almost flush into a standard 80mm cut out without the need for tools, Pixel takes up almost no room at all.

CODE	DESCRIPTION	RRP
PX-1	1 x UK socket, 1 x USB fast charge (A&C connectors)	£258
PX-2	1 x UK socket, 1 x HDMI socket	£372
PX-3	1 x UK socket, 2 x RJ45 sockets	£232

Required cut out size

80mm

- Ideally suited to breakout areas, smaller meeting rooms, and hotel rooms
- The perfect choice for space saving installations and discreet power solutions
- CAT6 RJ45 outlet with 2m flylead & HDMI 1.3 Hi-speed outlet with 1.8m flylead
- Sweeping organic curves ensure protection against liquid ingress as required by BS6396



PX-1



PX-2



PX-3-DB



Black
(K)



Dark Blue
(DB)



Hot Pink
(HP)



Light Green
(LG)



Yellow
(Y)



Orange
(OR)



Red
(R)





White
(WH)

Trim colours
only available
for PX-3 module

Ion - Multi-surface Power Module




UK fused
socket


USB charger
(A connector)

Ion Power Module

The simple, circular design of the Ion power module is ideal for discreet panel mounting or for convenient power in café and dining table environments with no more crawling under tables to find power points. Ion fits in a 60mm grommet hole or it can also be used with the collar to fit a standard 80mm hole size, available in black and white to complement any interior design theme.

CODE	DESCRIPTION	RRP
ION-1	1 x UK socket, 1 x USB Charger (type A)	£75


Required cut out size


60mm

80mm

- Space saving power solution for café and dining tables
- Power and connectivity right where you need it
- Ultra-compact to fit in 60mm or 80mm port holes
- BS5733 certified and conforms to CE European directives




Black
(K)


White
(WH)

Pluto - On-surface Power Module



UK fused socket

USB fast charge (A&C connectors)

Twin RJ45 sockets

Pluto Power Module

Perfectly suited to breakout areas, smaller meeting rooms and coffee tables in offices and public spaces, Pluto satisfies the growing need for easily accessible AC power sockets and USB charging in informal areas, with a unique combination of colour, style and function. Pluto can be securely clamped to a standard 80mm grommet hole, screwed to any suitable surface, or supplied with a side-entry power cord and rubber feet for free-standing use.

CODE	DESCRIPTION	RRP
PL-1	2 x UK sockets, 1 x USB fast charge (A&C connectors)	£696
PL-2	1 x UK socket, 1 x USB fast charge (A&C connectors)	£361
PL-3	1 x UK socket, 1 x USB fast charge (A&C connectors), 2 x RJ45 sockets	£413

- The perfect colour or pattern to match any interior design scheme
- 3 socket apertures with 360° socket access
- Ideal table top module for communal meeting areas
- Can also be screwed to any table top

Required cut out size

80mm



PL-1-K



PL-2-R



PL-3-WH



Black (K)



Dark Blue (DB)



Hot Pink (HP)



Light Green (LG)



Yellow (Y)



Orange (OR)



Red (R)



White (WH)

Inca - On-surface Power Module



UK fused
socket



USB fast charge
(A&C connectors)

Inca Power Module

Inca is a power module designed specifically for communal areas and meeting rooms. This stylish power and USB charging module is available in black, grey and white and has four faces to meet the power and data needs of any working environment. Inca has been designed to fit any table top, free-standing use or fitted in grommet hole, allowing users to personalise and simultaneously power and charge laptops, mobile phones and tablets.

CODE	Description	RRP
79-1	2 x UK sockets, 2 x USB fast charge (A&C connectors)	£361

- 4 usable faces offering a wide range of configurations for power and charging
- Free-standing on desk module or a desk/table grommet fixing
- Can also be used free-standing on table top
- Flame retardant ABS plastic body independently certified to comply with BS 5733

Required cut out size

80mm



79-1-K



79-1-G



79-1-WH



Black
(K)



Grey
(G)



White
(WH)

Proton - Panel Mounted Power Module



Proton Power Module

Proton, as the name suggests, has been designed to provide power or USB fast charging in its simplest form. Designed for panel mounting in furniture where it offers a discreet, Proton presents a single or double outlet module with UK socket and USB charging options in a stylish black frame. Proton is also supplied as a pre-wired unit with power cable to a national mains plug or Wieland connector for easy and quick installation.

CODE	DESCRIPTION	RRP
PTN-1T-KG	1 x USB fast charge (A&C connectors)	£232
PTN-1T	1 x UK socket, 1 x USB fast charge (A&C connectors)	£258
PTN-2S-KG	2 x UK sockets	£129

- Designed for panel mounting
- To cater for the needs of any corporate or educational environment
- Can be snapped into panels of 16mm or screw fixed into any suitable surface
- Manufactured to enable compliance with BS6396/BS7671

Required cut out sizes

50mm

PTN-1T-KG

50 x 103mm

PTN-1T

50 x 103mm

PTN-2S-KG



PTN-1T-KG



PTN-1T



PTN-2S-KG



Silver/Black
(K)

Aero - In Table Flip Top Power Module



UK fused socket



USB fast charge (A&C connectors)



Twin RJ45 sockets

Aero Power Module

The Aero in-desk power modules have a flip top which is perfect for boardroom tables providing power, data and media connections. Available in a variety of configurations, Aero units are designed to naturally connect people with technology to enhance productivity with solutions that meet the needs of today's diverse workplaces, and the flip up cover can go flat when not in use for an unobtrusive addition to the table top.

CODE	DESCRIPTION	RRP
APD2PINF/1S	2 x UK sockets	£122
APD2PINF/1S/2D	2 x UK sockets, 2 x RJ45 sockets	£150
APD2PINF/1S/1D/1T	2 x UK sockets, 1 x RJ45 socket, 1 x USB fast charge (A&C connectors)	£250

- Aero flip power modules with distinctive low profile
- Ideal for boardroom and large meeting areas
- Sloping edge design ensures cables run flat and smoothly on exit
- BS6396 compliant and CE marked

Required cut out sizes

132 x 187mm **APD2PINF/1S**

132 x 217mm **APD2PINF/1S/2D**

132 x 272mm **APD2PINF/1S/1D/1T**



APD2PINF/1S



APD2PINF/1S/2D



APD2PINF/1S/1D/1T



Grey/Silver
(K)

Eclipse - In-table Rollover Power Module



UK fused socket



USB fast charge (A&C connectors)



Twin RJ45 sockets



HDMI socket

Eclipse Power Module

The ever versatile Eclipse in-desk power unit is particularly suitable for meeting tables and other locations where space or uncluttered appearance is important. Designed to operate in the closed position with power and data cables plugged in, Eclipse smoothly rotates with light finger pressure to reveal the open position, which can be accessed from both sides making Eclipse particularly suitable for the centre of meeting and boardroom furniture.

CODE	DESCRIPTION	RRP
ENDD1	2 x UK sockets, 1 x USB fast charge (A&C connectors)	£436
ENDD2	2 x UK sockets, 1 x USB fast charge (A&C connectors), 1 x RJ45 socket, 1 x HDMI socket	£760
ENDD4	4 x UK sockets	£413

- Designed to operate in the closed or open position
- For fitting into a wide range of formal and informal office furniture
- Total flexibility to meet the demands of any power and data requirement
- Manufactured to enable compliance with BS6396

Required cut out sizes	
132 x 272mm	ENDD1
132 x 272mm	ENDD2
132 x 430mm	ENDD4



ENDD1



ENDD2



ENDD4



Black/Silver
(K)

Tholus - In-table Power Module



UK fused socket



USB fast charge (A&C connectors)



Twin RJ45 sockets



HDMI socket

Tholus Power Module

Tholus, with its eye-catching 'floating surface' design, is an elegant new approach for providing power and data connectivity to meeting tables. Despite a low visual profile requires only 50mm mounting depth, four supplied M8 screw clamps are then all that is needed to fix the power unit securely in place, and with the choice of 6 or 8 sockets, Tholus can be configured for where a wide range of power outlets, USB charging and data connectivity are required.


CODE	DESCRIPTION	RRP
THL-1	4 x UK sockets, 2 x USB fast charge (A&C connectors)	£928
THL-2	4 x UK sockets, 2 x USB fast charge (A&C connectors), 1 x RJ45 socket, 1 x HDMI socket	£1289

- Aluminium extrusion body with 3mm mild steel end caps
- Suitable for table tops 10mm-30mm thick and secured by the 4 screw clamps
- CAT6 RJ45 outlet with 2m flylead & HDMI 1.3 Hi-speed outlet with 1.8m flylead
- Certified to British standard BS1363/5733

Required cut out sizes

132 x 192mm THL-1

132 x 272mm THL-2



Black/
Brushed Steel (s)

Belkin - Wireless Charging Pad 10W

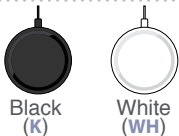


Belkin Charging Pad

Specifically engineered to optimise performance for all Qi-enabled smartphones, the wireless charging pad 10W not only charges at optimal speed but protects phone functionality while charging. This 10 watt charging pad means faster charging than standard 5-watt wall chargers, offering the fastest possible wireless charging for the latest iPhone models including iPhone XS, XS Max and XR, Samsung, LG, Sony and other Qi-enabled devices.

CODE	DESCRIPTION	RRP
AIR001	Wireless charging pad 10W for Apple, Samsung, LG and Sony	£129

- Designed to protect smartphone functionality while charging
- Universal compatibility to charge all Qi-enabled smartphones
- A soft LED light indicates when the phone is correctly aligned on the pad and charging
- Foreign object detection helps prevent the charger emitting unnecessary power and heat





Belkin Wireless Charging

The wireless charging spot for surface installation sits on top of a table or desk for convenient placement and easy-to-see availability. Installation is easy thanks to standard 80mm grommet-hole dimensions, bringing convenient, fast and cable-free charging into the office environment, and the 10W pad delivers fastest possible wireless charging for all Qi-enabled devices including iPhones, Samsung devices, Sony and LG.

CODE	DESCRIPTION	RRP
AIR002	Wireless charging spot for surface installation	£207

- Capable of delivering up to 10W wirelessly ensures fast charging for all compatible devices
- Wireless charging pads eliminate the need for cables to provide clean, clutter-free charging
- 10W ensures optimal charging for all Qi-enabled devices
- Easily integrated into any location to provide an enhanced customer experience

Required cut out size

80mm



Power bars - Under Desk Power Units and Leads



Power Bar



CODE	DESCRIPTION	RRP
PMK205-E	2 x UK sockets	£48

- UK sockets which incorporate fuses as standard
- BS6396 compliant and CE marked

Power Bar



CODE	DESCRIPTION	RRP
PMK405-E	4 x UK sockets	£55

- UK sockets which incorporate fuses as standard
- BS6396 compliant and CE marked

Power Bar



CODE	DESCRIPTION	RRP
DT1-K	2 x UK sockets, 1 x twin USB	£52

- UK sockets which incorporate fuses as standard
- BS6396 compliant and CE marked

Data Bar



CODE	DESCRIPTION	RRP
PMK-DH-2-3	2 x RJ45 sockets Cat5e	£99
PMK-DH-4-3	4 x RJ45 sockets Cat5e	£113

- Data modules come with 3m leads
- Can also be connected directly to under desk power modules

Mains Starter Lead



CODE	DESCRIPTION	RRP
ML3M-B	Mains lead	£41

- Mains lead with UK 3 pin plug
- Female 3 pole connector

Connector Leads



CODE	DESCRIPTION	RRP
DCL15M-B	1.5m	£35
CL3M-B	3m	£40

- Connector leads with 1.5m and 3m leads
- Male 3 pole connector to female 3 pole connector



Black

Power & Data modules - Usage Guide

Product	Type	Recommended for use with	Fitting details	Power cord	Separate mains lead required
Chroma	Clip-On Power Units	Desks	Clamp bracket (supplied)	Hardwired with 800mm lead to male GST Connector	✓
Hubble	Clip-On Power Units	Desks	Clamp bracket (supplied)	Hardwired with 800mm lead to male GST Connector	✓
Phase	Multi-Surface Power Units	Meeting Tables / Soft Seating	Clip-on mounting bracket (supplied)	Hardwired with 800mm lead to male GST Connector	✓
Cluster	Multi-Surface Power Units	Meeting Tables / Soft Seating	Cradle (supplied) or 80mm circular grommet hole	Hardwired with 800mm lead to male GST Connector	✓
Pixel	Multi-Surface Power Units	Meeting Tables	80mm circular grommet hole	Hardwired with 800mm lead to male GST Connector	✓
Ion	Multi-Surface Power Units	Cafe & Dining Tables / Desks	60 or 80mm circular grommet hole	Hardwired with 800mm lead to male GST Connector	✓
Pluto	On-Surface Power Units	Meeting Tables	80mm circular grommet hole	Hardwired with 800mm lead to male GST Connector	✓
Inca	On-Surface Power Units	Meeting Tables	80mm circular grommet hole	Supplied with a 1M mains lead to 3 pole connector	✓
Proton	Panel Mounted Power Unit	Soft Seating	50mm (PTN-1T-KG) & 103mm x 50mm (PTN-1T/2S) grommet holes	Hardwired with 800mm lead to male GST Connector	✓
Aero	In-Surface Power Units	Boardroom Tables	187mm x 132mm (1S), 217mm x 132mm (1S/2D), 272mm x 132mm (1S/1D/1T), rectangular cutouts	Hardwired with 800mm lead to male GST Connector	✓
Eclipse	In-Surface Power Units	Boardroom Tables	272mm x 132mm (ENDD1-2), 430mm x 132mm (ENDD4), rectangular cutouts	Hardwired with 3M 3 pin connector	✗
Tholus	In-Surface Power Units	Boardroom Tables	192mm x 132mm (THL-1), 272mm x 132mm (THL-2), rectangular cutouts	Hardwired with 800mm lead to male GST Connector	✓
Wireless Charging Pad	Wireless Charging	Desks/ Meeting Tables	No fitting required	Supplied with UK 3-pin plug	✗
Wireless Charging Spot	Wireless Charging	Desks/ Meeting Tables	80mm circular grommet hole	Supplied with AC adaptor	✗
Power Bars	Under-Surface Power Units	Desks	No fitting required	Integrated GST18-3 connectors	✓

TABLES

BOARDROOM, MEETING & DINING

Create bespoke boardrooms, executive offices, team workspaces, training areas, meeting rooms or dining spaces with flexible versatility. Boardrooms and meeting rooms are an integral part of any office and it's the room where it all happens. It's the key place for strategic planning, where crucial business decisions are made and where important deals are struck.

Café & Dining tables are sleek in appearance but built to withstand the varied demands of everyday life for employees to dine or hold informal meetings. Poseur tables can be used with either bar height stools or simply as an additional surface for drinks and for people to gather round, and a coffee table is a great choice in any reception area to balance magazines, play host to drinks or even to rest your feet on during a break from work.





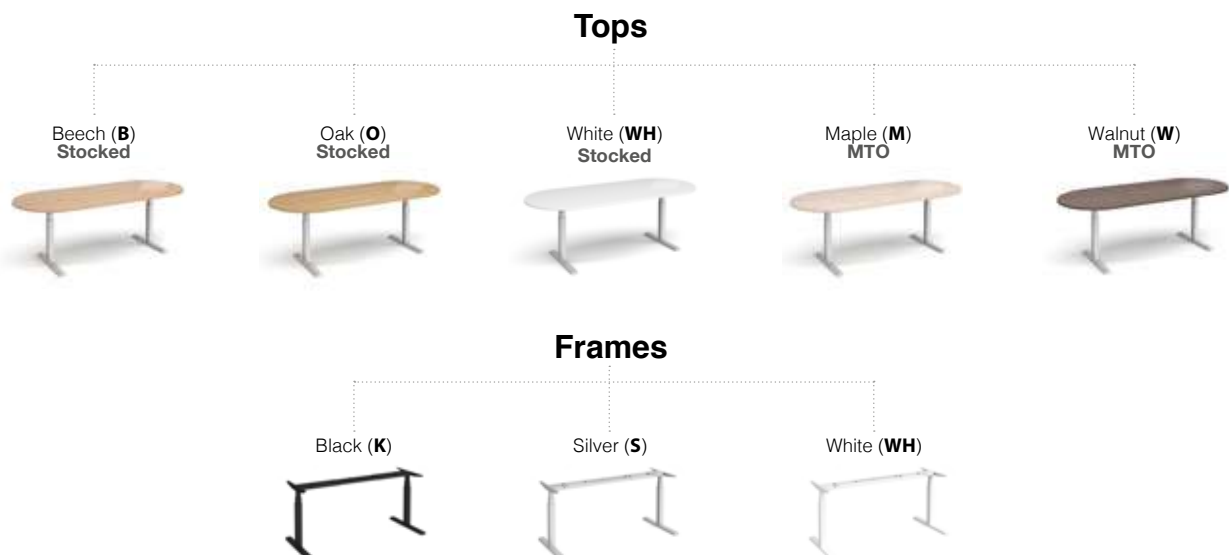
ELEV8² Sit-Stand Boardroom Tables

The new Elev8² Touch height adjustable tables combine unique design with versatility to transform corporate spaces like boardrooms into flexible meeting places. Lack of physical activity in offices is considered the main reason for back pain, fatigue and other complaints, and the majority of boardroom meeting are sedentary environments, so you can vary your position from sitting to standing allowing for a variety of postures throughout the meeting.



Finish Options

Table tops available stocked in Beech, Oak and White. Maple and Walnut tops are made-to-order. Frames available in Black, Silver and White.



Details & Features



Double Motor

Sit-stand table height adjustment is made through a twin motor for fast, fluid and natural movement of the 25mm table tops with a maximum weight loading of 160kg



Three Part Frame

The three tiered leg column offers adjustability from 675mm to 1300mm with a low noise level of 39db to provide all the health benefits of periodic standing



Table Tops

Featuring durable 25mm melamine table tops available in 5 finish options, which can be extended with additional tables in the same size and colour for a table to fit any boardroom size



Integrated Technology

Using the latest technology, Elev8² height adjustable boardroom tables can be transformed into interactive and inspiring workspaces using integrated power and data modules

Elev8² Touch - Boardroom Tables

Rectangular Boardroom Table



CODE	W	D	H	Stocked	MTO
EVTBT18	1800	1000	675-1300	£1250	£1289

- Rectangular table 1800mm long with adjustability from 675mm-1300mm
- Powerful twin motors raise and lower the table top at a 39db noise level

Add-on Unit



CODE	W	D	H	Stocked	MTO
EVTBT18-AB	1800	1000	675-1300	£1110	£1145

- Extend into a modular boardroom table system with single add-on unit and brackets
- The three base columns of the straight and add-on table stay perfectly synched

Rectangular Boardroom Table



CODE	W	D	H	Stocked	MTO
EVTBT20	2000	1000	675-1300	£1350	£1392

- Rectangular table 2000mm long with adjustability from 675mm-1300mm
- Powerful twin motors raise and lower the table top at a 39db noise level

Add-on Unit



CODE	W	D	H	Stocked	MTO
EVTBT20-AB	2000	1000	675-1300	£1210	£1248

- Extend into a modular boardroom table system with single add-on unit and brackets
- The three base columns of the straight and add-on table stay perfectly synched

Radial Boardroom Table



CODE	W	D	H	Stocked	MTO
EVTBT24R	2400	800-1300	675-1300	£1400	£1444

- Radial boardroom table with 25mm tops available in a choice of five wood finishes
- Powerful twin motors raise and lower the table top at a 39db noise level

Radial End Boardroom Table



CODE	W	D	H	Stocked	MTO
EVTBT24	2400	1000	675-1300	£1400	£1444

- Radial end boardroom table with 25mm tops and impact resistant ABS edging
- Powerful twin motors raise and lower the table top with a max weight loading of 160kg



Black frame (K)



Silver frame (S)



White frame (WH)



Beech (B) Stocked



Oak (O) Stocked



White (WH) Stocked



Maple (M) MTO



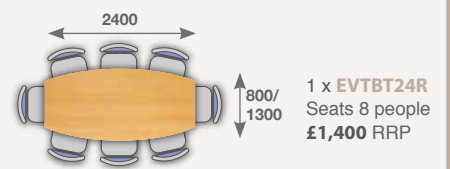
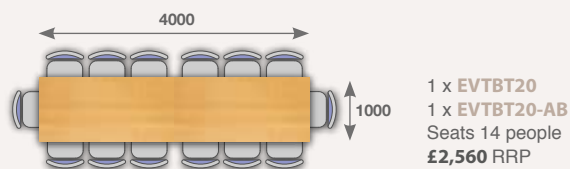
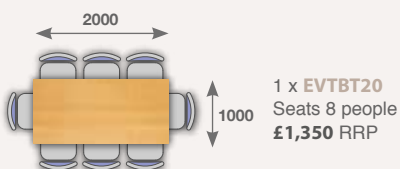
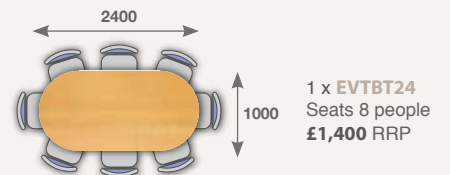
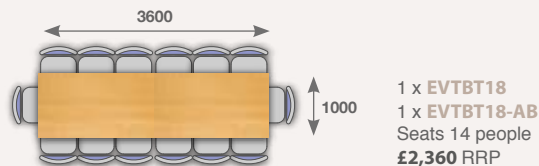
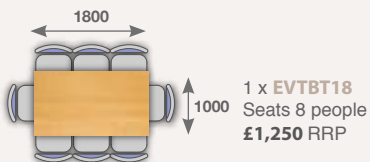
Walnut (W) MTO

Please add frame finish followed by table top colour when ordering e.g. **EVTBT24** with Black frame in Walnut = **EVTBT24-K-W**

Elev8² Touch - Configurations



Seating Guide



* Prices shown are for stocked finishes


ADAPT Bench Boardroom Tables

Beautifully designed and aesthetically pleasing, the Adapt boardroom table comprises a sturdy steel subframe and table tops which take on a floating appearance. Table legs can be shared, making it an aesthetically pleasing, cost effective and practical conference collection with robust customisable options for meeting room and boardroom needs.



Finish Options

Table tops available in Beech and White. Oak, Walnut and White with Oak trim are made-to-order. Frames available in Black, Silver and White.



Details & Features

25mm Table Tops

Featuring durable 25mm melamine table tops available in four finish options, with steel framework available in black, silver and white



Modular Configurations

Each configuration begins with a starter unit - then simply extend with an add-on unit in the same width, depth and colour. Tables can be extended further with additional add-on units



Bench Legs

Steel legs and framework for enhanced strength and stability, with recessed legs positioned in the centre of the table clusters when creating multiple configurations



Integrated Technology

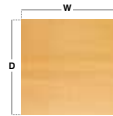
Using the latest technology, Adapt boardroom tables can be transformed into interactive and inspiring workspaces using integrated power and data modules

Adapt - Boardroom Tables

Square Boardroom Tables



CODE	W	D	H	Stocked	MTO
EBT1212	1200	1200	725	£610	£643
EBT1616	1600	1600	725	£750	£771




- Single square boardroom table with 25mm tops & impact resistant ABS edging
- Sturdy steel framework and bench tops which take on a floating appearance

Rectangular Boardroom Tables



CODE	W	D	H	Stocked	MTO
EBT2412	2400	1200	725	£950	£1041
EBT3216	3200	1600	725	£1200	£1310

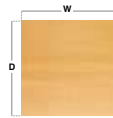


- Rectangular boardroom table with 25mm tops & impact resistant ABS edging
- Extended sturdy steel framework and bench tops which take on a floating appearance

Starter Units



CODE	W	D	H	Stocked	MTO
EBT1212-SB	1200	1200	725	£610	£643
EBT1616-SB	1600	1600	725	£750	£771



- Single straight starter table with 25mm tops & impact resistant ABS edging
- Extend into a modular boardroom table system with single table add-on units

Add-on Units

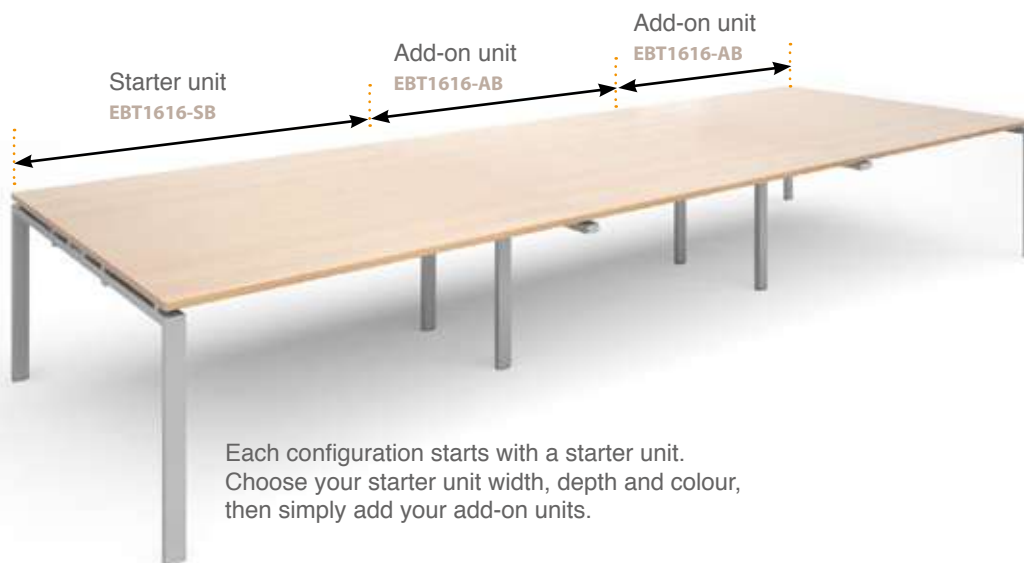


CODE	W	D	H	Stocked	MTO
EBT1212-AB	1200	1200	725	£400	£412
EBT1616-AB	1600	1600	725	£525	£539



- Single straight add-on table with 25mm tops & impact resistant ABS edging
- Recessed leg is positioned in the centre of the tables and can be extended

How-to-guide



Starter plus Add-on units



Starter leg moves to the end



Fully assembled units



Black frame (K)



Silver frame (S)



White frame (WH)



Beech (B) Stocked



White (WH) Stocked



Oak (O) MTO



Walnut (W) MTO



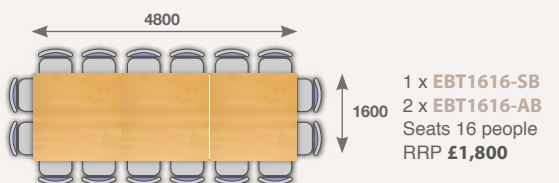
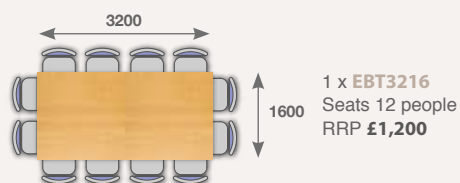
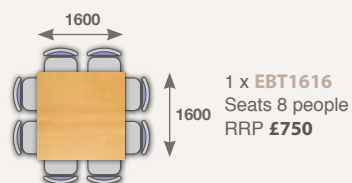
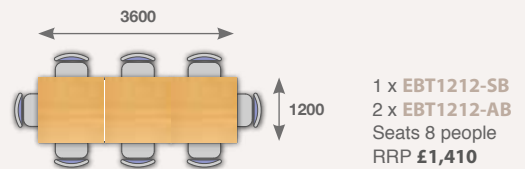
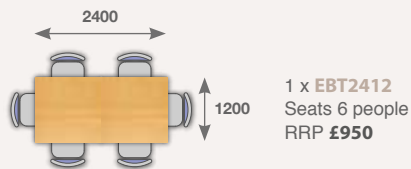
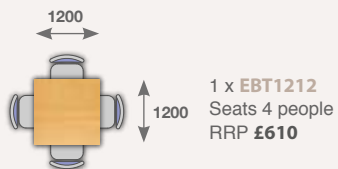
White / Oak Edge (WO) MTO

Please add frame finish followed by table top colour when ordering e.g. EBT1616 with Silver frame and Beech top = EBT1616-S-B

Adapt - Configurations



Seating Guide



* Prices shown are for stocked finishes

FUZE Modular Boardroom Tables

Fuze exemplifies elegance, providing a sophisticated boardroom table design which is the perfect answer for a less corporate modern office. The simple, flexible design naturally assimilates to the task or application at hand and the solid oak legs are built to last. Fuze's clean, functional lines and co-ordinated table top finish options offer everything you need to be inspired and productive.



Finish Options

Table tops available stocked in White. Oak and White with Oak trim tops are made-to-order. Frames available in White with solid Oak legs.

Tops

White (**WH**)
Stocked

Oak (**O**)
MTO

White / Oak edge (**WO**)
MTO



Frames

White Metal / solid Oak Legs



Details & Features



Wooden Legs

The sleek, curved lines of the solid oak legs give Fuze a contemporary look and deliver a combination of form, function and sophistication in any meeting room environment



25mm Table Tops

Featuring durable 25mm melamine worktops available in white with two edging options on a white steel framework for enhanced strength and stability



Modular Configurations

Each configuration begins with a starter unit - then simply extend with an add-on unit in the same width, depth and colour. Tables can be extended further with additional add-on units



Integrated Technology

Using the latest technology, Fuze boardroom tables can be transformed into interactive and inspiring workspaces using integrated power and data modules

Fuze - Boardroom Tables

Square Boardroom Table



CODE	W	D	H	Stocked	MTO
FZBT1616	1600	1600	725	£834	£860

- Single square boardroom table with 25mm tops and steel framework
- Solid oak leg frame provides a modern, stylish twist on boardroom tables



Rectangular Boardroom Table



CODE	W	D	H	Stocked	MTO
FZBT3216	3200	1600	725	£1355	£1397

- Rectangular boardroom table with 25mm tops and steel framework
- Solid oak leg frame provides a modern, stylish twist on boardroom tables



Starter Unit



CODE	W	D	H	Stocked	MTO
FZBT1616-SB	1600	1600	725	£834	£860

- Single straight starter unit square table with 25mm tops & solid oak leg frame
- Extend into a modular boardroom table system with single table add-on units



Add-on Unit

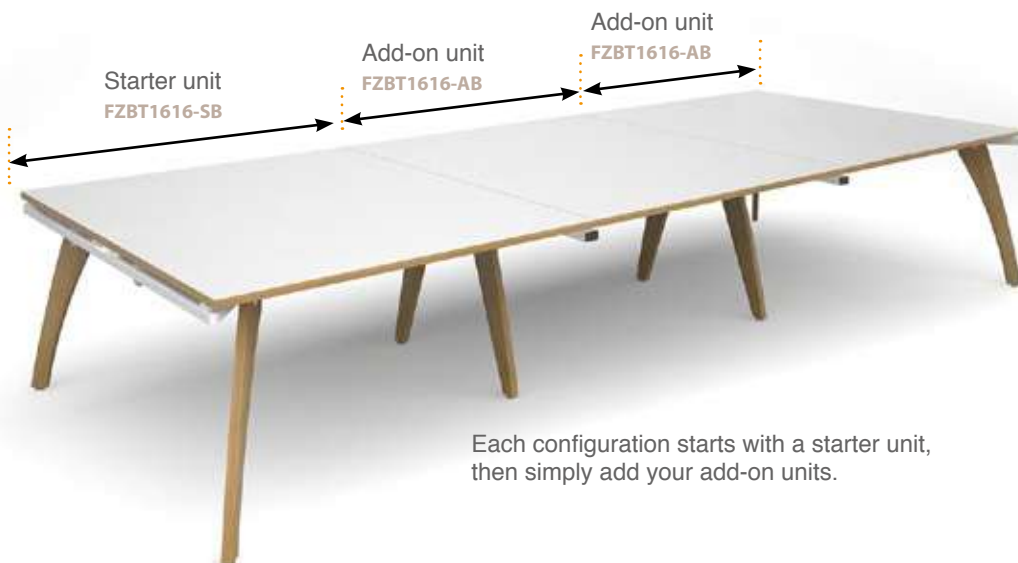


CODE	W	D	H	Stocked	MTO
FZBT1616-AB	1600	1600	725	£521	£538

- Single straight add-on unit square table with 25mm tops & solid oak leg frame
- Recessed leg is positioned in the centre of the tables and can be extended



How-to-guide



Each configuration starts with a starter unit, then simply add your add-on units.

Starter plus Add-on units



Starter leg moves to the end



Fully assembled units



Power ready tables
see page 236-241



White (WH) Stocked



Oak (O) MTO

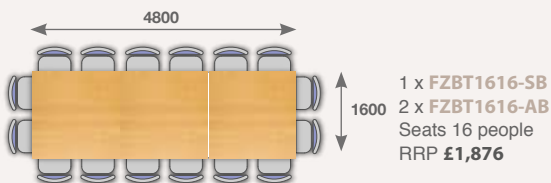
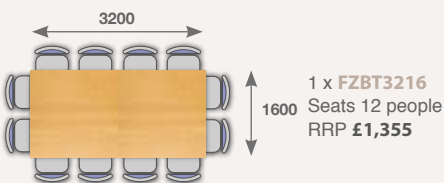
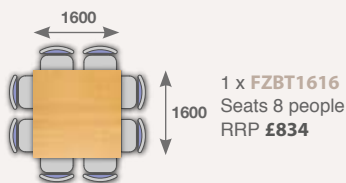


White / Oak Edge (WO) MTO

Fuze - Configurations



Seating Guide



* Prices shown are for stocked finishes

ARROW HEAD Boardroom Tables

Simply designed to ensure core functionality, Arrow Head offers versatile tables in a variety of shapes and finishes to suit any boardroom or meeting setting. The Arrow Head leg design offers rigidity and strength with its clean cut lines and balanced proportions. Single tables can be used individually for meetings, or several tables can be grouped together to achieve various room layouts.



Finish Options

Table tops available stocked in Beech, Oak and White. Maple and Walnut tops are made-to-order.

Tops



Frames

Arrow Head frame matches top finish



Details & Features



Wooden Legs

The sleek, angular lines of the solid wooden legs give Arrow Head a contemporary look and deliver a combination of form, function and sophistication in any meeting room environment



25mm Table Tops

Featuring durable 25mm melamine worktops available in five colour finishes with matching ABS edging which is impact resistant and built to last



Modular Configurations

Additional circular and square extension tables enable a variety of modular configurations to suit all boardroom and meeting room shapes and sizes



Integrated Technology

Using the latest technology, Arrow Head boardroom tables can be transformed into interactive and inspiring workspaces using integrated power and data modules

Arrow Head - Boardroom Tables

Rectangular Boardroom Tables



CODE	W	D	H	Stocked	MTO
EB18	1800	1000	725	£437	£451
EB20	2000	1000	725	£467	£482

- Rectangular boardroom table with 25mm tops & impact resistant ABS edging
- Additional modular extensions enable a variety of configurations

Radial Boardroom Table



CODE	W	D	H	Stocked	MTO
ERB24	2400	800-1300	725	£625	£643

- Radial boardroom table with 25mm tops & impact resistant ABS edging
- Boat shaped table top available in a choice of five wood finishes

Radial End Boardroom Table



CODE	W	D	H	Stocked	MTO
EB24	2400	1000	725	£600	£617

- Radial end boardroom table with 25mm tops & impact resistant ABS edging
- Curved table top with arrow head panel legs and adjustable foot levellers

Circular Meeting Table



CODE	W	D	H	Stocked	MTO
RT12	1200	1200	725	£250	£257

- Circular meeting table with 25mm tops & impact resistant ABS edging
- Free standing table with cruciform legs

Radial Extension Table



CODE	W	D	H	Stocked	MTO
EB10D	1000	1000	725	£249	£257

- Circular boardroom extension table with 25mm tops & impact resistant ABS edging
- To be used together with the rectangular boardroom table and square extensions

Square Extension Table



CODE	W	D	H	Stocked	MTO
EB10	1000	1000	725	£224	£231

- Square boardroom extension table with 25mm tops & impact resistant ABS edging
- To be used together with the rectangular boardroom table and radial extensions



Beech (B) Stocked



Oak (O) Stocked



White (WH) Stocked



Maple (M) MTO



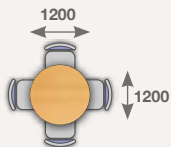
Walnut (W) MTO

Please add table top colour when ordering e.g. EB18 in Walnut = EB18W

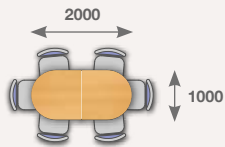
Arrow Head - Configurations



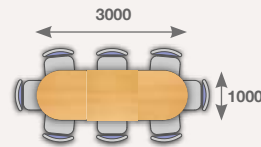
Seating Guide



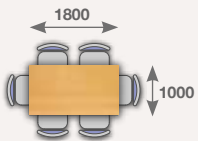
1 x **RT12**
Seats 4 people
£250 RRP



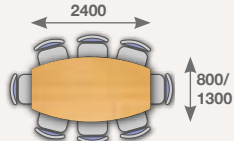
2 x **EB10D**
Seats 6 people
£498 RRP



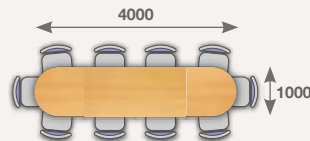
2 x **EB10D**, 1 x **EB10**
Seats 8 people
£722 RRP



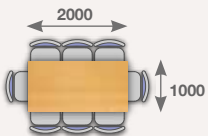
1 x **EB18**
Seats 6 people
£437 RRP



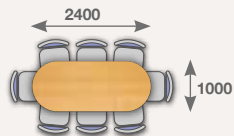
1 x **ERB24**
Seats 8 people
£625 RRP



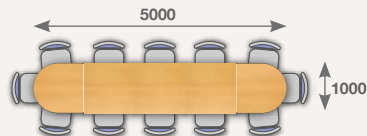
2 x **EB10D**, 1 x **EB20**
Seats 10 people
£965 RRP



1 x **EB20**
Seats 8 people
£467 RRP



1 x **EB24**
Seats 8 people
£600 RRP



2 x **EB10D**, 3 x **EB10**
Seats 12 people
£1,170 RRP

* Prices shown are for stocked finishes

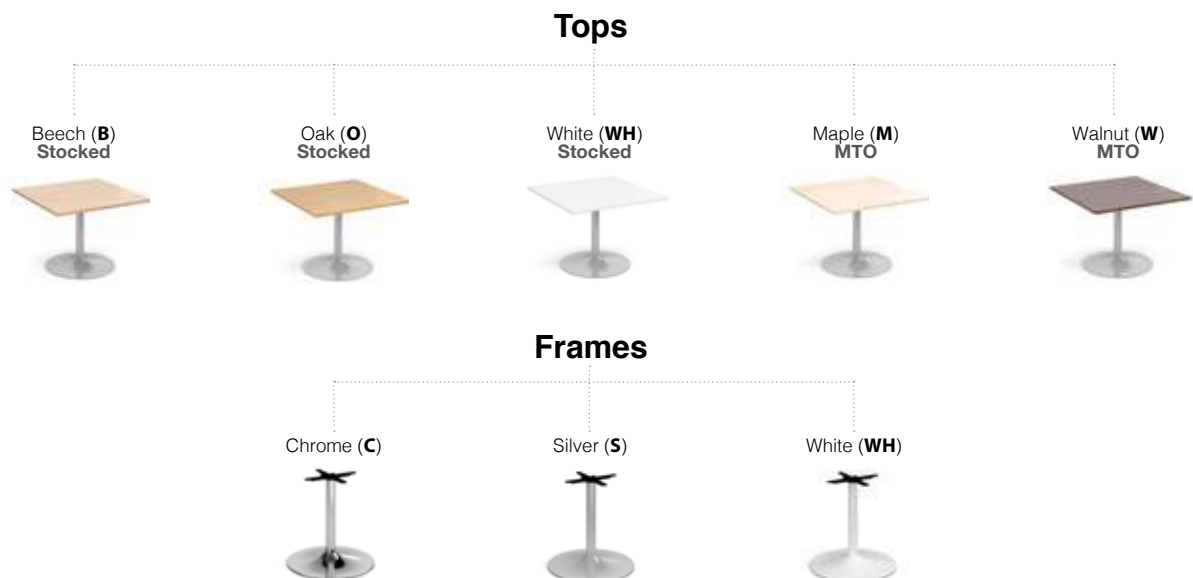
TRUMPET BASE Boardroom Tables

Our trumpet base tables are a modern solution for any boardroom featuring a robust, weighted circular base available in silver, white or chrome that offers the ultimate in strength and durability. Curved and straight table tops are available in a choice of five colour finishes to present your company in the best possible way, whether the need calls for impromptu meetings or creative collaboration.



Finish Options

Table tops available stocked in Beech, Oak and White. Maple and Walnut tops are made-to-order. Frames available in Chrome, Silver and White.



Details & Features



Steel Trumpet Base

Steel trumpet base 680mm diameter which not only has a weighted base for stability but acts as a modern design feature which compliments the wooden table tops



25mm Table Tops

Featuring durable 25mm melamine worktops available in five colour finishes with matching ABS edging which is impact resistant and built to last



Modular Configurations

Additional circular and square extension tables enable a variety of modular configurations to suit all boardroom and meeting room shapes and sizes



Integrated Technology

Using the latest technology, trumpet base tables can be transformed into interactive and inspiring workspaces using integrated power and data modules

Trumpet Base - Boardroom Tables

Rectangular Boardroom Tables



CODE	W	D	H	Stocked	MTO
TB18	1800	1000	725	£595	£611
TB20	2000	1000	725	£625	£643

- Rectangular tables 1000mm with 25mm tops & impact resistant ABS edging
- Additional modular extensions enable a variety of configurations

Radial End Boardroom Table



CODE	W	D	H	Stocked	MTO
TB24	2400	1000	725	£810	£836

- Radial end table 1000mm with 25mm tops & impact resistant ABS edging
- Curved table top with steel trumpet base weighted for stability

Circular Boardroom Table

Stocked in all 5 finishes



CODE	W	D	H	Stocked
TB10C	1000	1000	725	£399

- Circular tables with 25mm tops & impact resistant ABS edging
- Free standing table 1000mm with 680mm diameter, weighted trumpet base

Circular Boardroom Table

Stocked in all 5 finishes



CODE	W	D	H	Stocked
TB12C	1200	1200	725	£438

- Circular tables with 25mm tops & impact resistant ABS edging
- Free standing table 1200mm with 680mm diameter, weighted trumpet base

Radial Extension Table



CODE	W	D	H	Stocked	MTO
TB10D	1000	1000	725	£335	£343

- Radial end extension table with 25mm tops & impact resistant ABS edging
- To be used together with the rectangular boardroom table and square extensions

Square Extension Table



CODE	W	D	H	Stocked	MTO
TB10	1000	1000	725	£307	£317

- Square extension table 1000mm with 25mm tops & impact resistant ABS edging
- Can be used as a stand alone table or as a table extension



Chrome frame (C)



Silver frame (S)



White frame (WH)



Beech (B) Stocked



Oak (O) Stocked



White (WH) Stocked



Maple (M) MTO



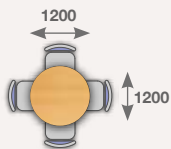
Walnut (W) MTO

Please add frame finish followed by table top colour when ordering e.g. TB10 with Silver frame and Oak top = TB10-S-O

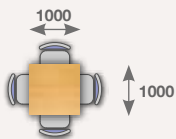
Trumpet Base - Configurations



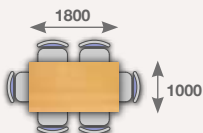
Seating Guide



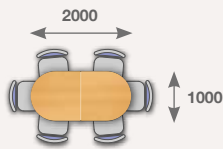
1 x **TB12C**
Seats 4 people
£438 RRP



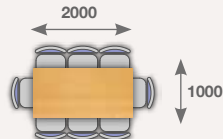
1 x **TB10**
Seats 4 people
£307 RRP



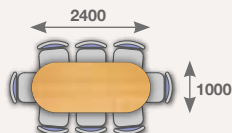
1 x **TB18**
Seats 6 people
£595 RRP



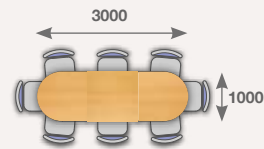
2 x **TB10D**
Seats 6 people
£670 RRP



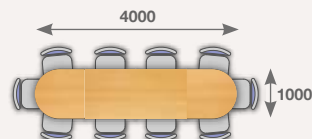
1 x **TB20**
Seats 8 people
£625 RRP



1 x **TB24**
Seats 8 people
£810 RRP



2 x **TB10D**, 1 x **TB10**
Seats 8 people
£977 RRP



2 x **TB10D**, 1 x **TB20**
Seats 10 people
£1,295 RRP



2 x **TB10D**, 3 x **TB10**
Seats 12 people
£1,591 RRP

* Prices shown are for stocked finishes

ETERNAL Boardroom Tables

Eternal is a sophisticated boardroom table collection with robust customisable options for all your meeting room needs. Many sizes, shapes, and details let you tailor the look for formal or casual settings, with stylish flat circular bases and cylindrical columns, tops available in five finishes, and integrated power options which makes Eternal a practical choice for supporting technology.



Finish Options

Table tops available stocked in Beech, Oak and White. Maple and Walnut tops are made-to-order. Frames available in Black and Brushed Steel.



Details & Features



Flat Circular Base

The 720mm diameter flat round base with cylindrical column is available in black and brushed steel finishes and provides exceptional stability for the wooden table tops



25mm Table Tops

Featuring durable 25mm melamine worktops available in five colour finishes with matching ABS edging which is impact resistant and built to last



Modular Configurations

Additional circular and square extension tables enable a variety of modular configurations to suit all boardroom and meeting room shapes and sizes



Integrated Technology

Using the latest technology, Eternal boardroom tables can be transformed into interactive and inspiring workspaces using integrated power and data modules

Eternal - Boardroom Tables

Rectangular Boardroom Tables



CODE	W	D	H	Stocked	MTO
ETN18	1800	1000	725	£590	£611
ETN20	2000	1000	725	£625	£643



- Rectangular tables 1000mm with 25mm tops & impact resistant ABS edging
- Additional modular extensions enable a variety of configurations

Radial End Boardroom Table



CODE	W	D	H	Stocked	MTO
ETN24	2400	1000	725	£810	£836



- Radial end table 1000mm with 25mm tops & impact resistant ABS edging
- Curved table top with steel trumpet base weighted for stability

Circular Boardroom Table

Stocked in all 5 finishes



CODE	W	D	H	Stocked
ETN10C	1000	1000	725	£399



- Circular tables with 25mm tops & impact resistant ABS edging
- Free standing table 1000mm with flat circular 600mm diameter base

Circular Boardroom Table

Stocked in all 5 finishes



CODE	W	D	H	Stocked
ETN12C	1200	1200	725	£438

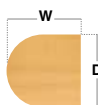


- Circular tables with 25mm tops & impact resistant ABS edging
- Free standing table 1200mm with flat circular 600mm diameter base

Radial Extension Table



CODE	W	D	H	Stocked	MTO
ETN10D	1000	1000	725	£332	£343

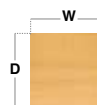


- Radial end extension table with 25mm tops & impact resistant ABS edging
- To be used together with the rectangular boardroom table and square extensions

Square Extension Table



CODE	W	D	H	Stocked	MTO
ETN10	1000	1000	725	£307	£317



- Square extension table 1000mm with 25mm tops & impact resistant ABS edging
- Can be used as a stand alone table or as a table extension



Black frame (K)



Brushed Steel frame (BS)



Beech (B) Stocked



Oak (O) Stocked



White (WH) Stocked



Maple (M) MTO



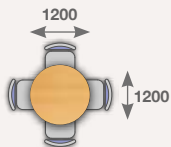
Walnut (W) MTO

Please add frame finish followed by table top colour when ordering e.g. **ETN12C** with Brushed Steel frame and Maple top = **ETN12C-BS-M**

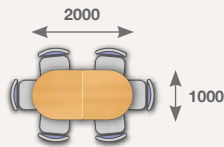
Eternal - Configurations



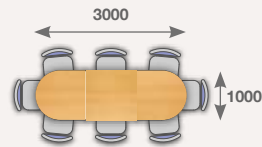
Seating Guide



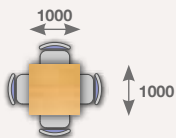
1 x **ETN12C**
Seats 4 people
£438 RRP



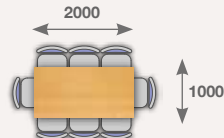
2 x **ETN10D**
Seats 6 people
£664 RRP



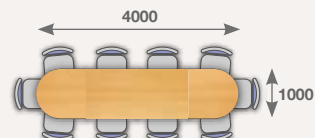
2 x **ETN10D**, 1 x **ETN10**
Seats 8 people
£971 RRP



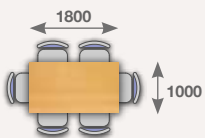
1 x **ETN10**
Seats 4 people
£307 RRP



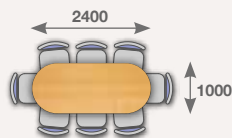
1 x **ETN20**
Seats 8 people
£625 RRP




2 x **ETN10D**, 1 x **ETN20**
Seats 10 people
£1,289 RRP



1 x **ETN18**
Seats 6 people
£590 RRP



1 x **ETN24**
Seats 8 people
£810 RRP



2 x **ETN10D**, 3 x **ETN10**
Seats 12 people
£1,585 RRP

* Prices shown are for stocked finishes

POWER READY Boardroom Tables

Apart from suitable furniture with ergonomic chairs and a meeting table, a conference room should also be tech-friendly. With rectangular table cutouts to incorporate power modules, boardrooms can be transformed into interactive and inspiring workspaces, embracing the latest technology so you can break away from the predictable, old fashioned meeting spaces and create new dimensions in boardroom design with integrated power and data.



Finish Options

Table tops available stocked in Beech and White. Maple, Oak, Walnut and White with Oak trim tops are made-to-order with a 3 week lead time.

Tops



Frames



Adapt

Square Boardroom Table



CODE	W	D	H	Cutout	Stocked	MTO
EBT1616-CO	1600	1600	725	272 x 132	£750	£771

- Single square boardroom table with 272 x 132mm central cutout for power units
- Sturdy steel framework and bench tops which take on a floating appearance

Rectangular Boardroom Tables



CODE	W	D	H	Cutout	Stocked	MTO
EBT3216-CO	3200	1600	725	272 x 132	£1200	£1310

- Rectangular boardroom table with two 272 x 132mm central cutouts for power units
- Extended sturdy steel framework & bench tops which take on a floating appearance

Add-on Unit table



CODE	W	D	H	Cutout	Stocked	MTO
EBT1616-AB-CO	1600	1600	725	272 x 132	£525	£539

- Single straight add-on table with 272 x 132mm central cutout for power units
- Recessed leg is positioned in the centre of the tables and can be extended

Stocked Finishes



Beech
(B)



White
(WH)

Made-to-Order Finishes



Oak
(O)



Walnut
(W)



White/Oak
(WO)

Frame Finishes



Black
(K)



Silver
(S)



White
(WH)

Fuze

Square Boardroom Table



CODE	W	D	H	Cutout	Stocked	MTO
FZBT1616-CO	1600	1600	725	272 x 132	£834	£860

- Single square boardroom table with 272 x 132mm central cutout for power units
- Solid oak leg frame provides a modern, stylish twist on boardroom tables

Rectangular Boardroom Table



CODE	W	D	H	Cutout	Stocked	MTO
FZBT3216-CO	3200	1600	725	272 x 132	£1355	£1397

- Rectangular boardroom table with two 272 x 132mm central cutouts for power units
- Solid oak leg frame provides a modern, stylish twist on boardroom tables

Add-on Unit table



CODE	W	D	H	Cutout	Stocked	MTO
FZBT1616-AB-CO	1600	1600	725	272 x 132	£521	£538

- Single straight add-on unit square table 272 x 132mm central cutout for power units
- Recessed leg is positioned in the centre of the tables and can be extended

Stocked Finishes



White
(WH)

Made-to-Order Finishes



Oak
(O)



White/Oak
(WO)

Please add frame finish followed by table top colour when ordering e.g. **EBT1616-CO** with Silver frame and Beech top = **EBT1616-CO-S-B**

Arrow Head

Rectangular Boardroom Table



CODE	W	D	H	Cutout	Stocked	MTO
EB18-CO	1800	1000	725	272 x 132	£437	£451

- Rectangular boardroom table with 272 x 132mm central cutout for power units
- Additional modular extensions enable a variety of configurations

Rectangular Boardroom Table



CODE	W	D	H	Cutout	Stocked	MTO
EB20-CO	2000	1000	725	272 x 132	£467	£482

- Rectangular boardroom table with 272 x 132mm central cutout for power units
- Additional modular extensions enable a variety of configurations


Radial End Boardroom Table




CODE	W	D	H	Cutout	Stocked	MTO
EB24-CO	2400	1000	725	272 x 132	£600	£617

- Radial boardroom table with 272 x 132mm central cutout for power units
- Boat shaped table top available in a choice of five wood finishes

Stocked Finishes



Made-to-Order Finishes



Trumpet Base

Rectangular Boardroom Table



CODE	W	D	H	Cutout	Stocked	MTO
TB18-CO	1800	1000	725	272 x 132	£595	£611

- Rectangular tables 1000mm with 272 x 132mm central cutout for power units
- Additional modular extensions enable a variety of configurations

Rectangular Boardroom Table



CODE	W	D	H	Cutout	Stocked	MTO
TB20-CO	2000	1000	725	272 x 132	£625	£643

- Rectangular tables 1000mm with 272 x 132mm central cutout for power units
- Additional modular extensions enable a variety of configurations

Radial End Boardroom Table




CODE	W	D	H	Cutout	Stocked	MTO
TB24-CO	2400	1000	725	272 x 132	£810	£836

- Radial end table 1000mm with 272 x 132mm central cutout for power units
- Curved table top with steel trumpet base weighted for stability

Stocked Finishes



Made-to-Order Finishes



Frame Finishes



Please add table top colour when ordering e.g. **EB18-CO** in Walnut = **EB18-CO-W**

Eternal

Rectangular Boardroom Table



CODE	W	D	H	Cutout	Stocked	MTO
ETN18-CO	1800	1000	725	272 x 132	£590	£611

- Rectangular tables 1000mm with 272 x 132mm central cutout for power units
- Additional modular extensions enable a variety of configurations

Rectangular Boardroom Table



CODE	W	D	H	Cutout	Stocked	MTO
ETN20-CO	2000	1000	725	272 x 132	£625	£643

- Rectangular tables 1000mm with 272 x 132mm central cutout for power units
- Additional modular extensions enable a variety of configurations


Radial End Boardroom Table




CODE	W	D	H	Cutout	Stocked	MTO
ETN24-CO	2400	1000	725	272 x 132	£810	£836

- Radial end table 1000mm with 272 x 132mm central cutout for power units
- Curved table top with steel trumpet base weighted for stability

Stocked Finishes



Made-to-Order Finishes



Frame Finishes



Add frame and top colour e.g. **ETN18-CO** with Steel frame and Maple top = **ETN18-CO-BS-M**

Power Modules

Boardroom table tops with the suffix '-CO' are supplied with rectangular cutouts 272mm x 132mm routed into the tops in a central position on the Adapt, Fuze, Arrow Head, Trumpet Base and Eternal ranges of boardroom and meeting tables.

A 272mm x 132mm rectangular cutout is the ideal size for the following Aero, Eclipse or Tholus power modules. The power modules can then be dropped into position, with cables hard-wired into them which feed down to the floor.



Aero - APD2PINF/1S/1D/1T

RRP £250

2 x UK sockets, 1 x RJ45 socket, 1 x USB fast charge (A&C connectors)



Eclipse - ENDD1

RRP £436

2 x UK sockets, 1 x USB fast charge (A&C connectors)



Tholus - THL-2

RRP £1289

4 x UK sockets, 2 x USB fast charge (A&C connectors)
1 x RJ45 socket, 1 x HDMI socket

Power modules are ordered separately to tables see pages 203-205

Eternal

Circular Meeting Table



CODE	W	D	H	Cutout	Stocked	MTO
ETN10C-CO	1000	1000	725	80 dia	£480	£480

- Circular tables with 80mm central cutout for power modules
- Free standing table 1000mm with flat circular 600mm diameter base

Circular Meeting Table



CODE	W	D	H	Cutout	Stocked	MTO
ETN12C-CO	1200	1200	725	80 dia	£520	£520

- Circular tables with 80mm central cutout for power modules
- Free standing table 1200mm with flat circular 600mm diameter base


Square Meeting Table




CODE	W	D	H	Cutout	Stocked	MTO
ETN10-CO	1000	1000	725	80 dia	£390	£390

- Square meeting table 1000mm with 80mm central cutout for power modules
- Can be used as a stand alone table or as a table extension

Stocked Finishes



Made-to-Order Finishes



Frame Finishes



Power Modules

Conference and meeting table tops with the suffix '-CO' are supplied with circular cutouts 80mm routed into the tops in a central position on the Eternal ranges of circular and square meeting tables.

An 80mm circular cutout is the ideal size for the following Pixel, Pluto or Inca power modules. The power modules can then be dropped into position, with cables hard-wired into them which feed down through the hollow table column and under the base to the floor.



Pixel - PX-1

RRP £258

1 x UK socket, 1 x USB fast charge (A&C connectors)



Pluto - PL-2

RRP £361

1 x UK socket, 1 x USB fast charge (A&C connectors)



Inca - 79-1

RRP £361

2 x UK sockets, 2 x USB fast charge (A&C connectors)

Power modules are ordered separately to tables see pages 198-201



MEETING Modular Tables

Our highly adaptable meeting room tables are an excellent choice for conference, office, meeting and training facilities with the ability to quickly and easily configure a room and to meet the demands of any user group. Meeting tables are designed to help you work efficiently, with arrangements that are quick and easy to setup or reconfigure when needs change and to support any number of people or type of work.



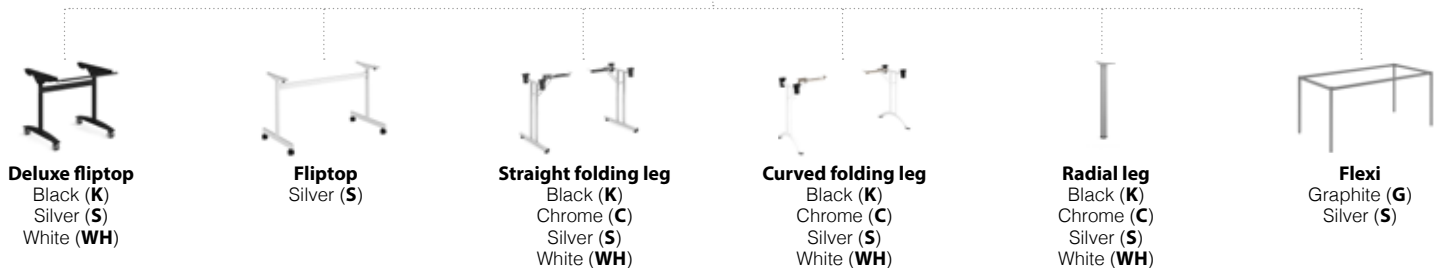
Finish Options

Table tops available in Beech, Maple, Oak, Walnut and White. Frames available in various options with different leg frames.

Tops



Frames



Details & Features

Fliptop Tables

Fliptop tables are available in two different leg frames with the ability to quickly configure a room, and can also be folded together for easy storage



Folding Leg Tables

Folding leg tables combine simplistic good looks with versatility and these sturdy tables are a practical choice for all meeting rooms, offering easy manoeuvrability and storage



Radial Leg Tables

Deluxe radial leg tables, available in Black, Chrome, Silver and White, with tubular legs can be used in a variety of configurations to meet the demands of any user group



Flexi-Tables

Offering complete mobility and functionality, our Flexi tables are solid, reliable and built to last. Available in a wide range of sizes, Flexi tables can be used in multiple combinations

DELUXE FLIPTOP Premium Meeting Tables

Our deluxe fliptop tables allow you to create dynamic spaces for people to easily meet and collaborate. The full tilting underframe and user friendly, pivoted release mechanism ensures a smooth, controlled flipping action, with heavy duty castors that lock securely into place when tables are in use, and allow for easy manoeuvrability when the fliptop tables are nested together for convenient storage.



Finish Options

Table tops available in Beech, Maple, Oak, Walnut and White. Frames available in Black, Silver and White.

Tops



Frames



Deluxe Fliptop - Meeting Room Tables

Rectangular Deluxe Fliptop Tables



CODE	W	D	H	RRP
DFLP12	1200	800	725	£555
DFLP14	1400	800	725	£565
DFLP16	1600	800	725	£598

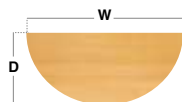


- Rectangular tables 800mm deep with a folding table top for easy storage
- Fliptop to manoeuvre between tight spaces and nest together

Semi-Circular Deluxe Fliptop Table



CODE	W	D	H	RRP
DFLPS	1600	800	725	£626

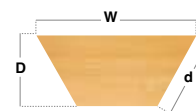


- Semi-circular tables 800mm deep with a tilting frame for easy storage
- Modular tables for multiple configurations with lockable castors

Trapezoidal Deluxe Fliptop Table



CODE	W	D	d	H	RRP
DFLPT	1600	694	800	725	£626



- Trapezoidal tables 800mm deep with a tilting frame for easy storage
- 25mm scratch resistant tops with impact resistant, rigid ABS edging

Nesting Deluxe Fliptop Tables



Black frame (K)



Silver frame (S)



White frame (WH)



Beech (B)



Maple (M)



Oak (O)



Walnut (W)



White (WH)

Please add frame finish followed by table top colour when ordering e.g. **DFLP16** with Black frame and Oak top = **DFLP16-K-O**

FLIPTOP Functional Meeting Tables

Fliptop tables are an excellent choice for conference, office, meeting and training facilities with the ability to quickly and easily configure a room. Incorporating a simple, thumb wheel release mechanism, the fliptop table frames provide a reliable, cost-effective and space saving solution within all workplace environments. Then you can simply fold down and roll away until needed again.



Finish Options

Table tops available in Beech, Maple, Oak, Walnut and White. Frames available in Silver.

Tops

Beech (B)

Maple (M)

Oak (O)

Walnut (W)

White (WH)



Frames



Silver frame (S)

Fliptop - Meeting Room Tables

Rectangular Fliptop Tables



CODE	W	D	H	RRP
FLP12	1200	800	725	£323
FLP14	1400	800	725	£333
FLP16	1600	800	725	£355

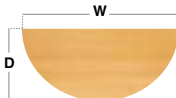


- Rectangular tables 800mm deep with a folding table top for easy storage
- Fliptop to manoeuvre between tight spaces and nest together

Semi-Circular Fliptop Table



CODE	W	D	H	RRP
FLPS	1600	800	725	£366

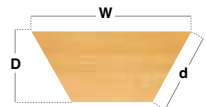


- Semi-circular tables 800mm deep with a fold away silver frame for easy storage
- Modular tables for multiple configurations with lockable castors

Trapezoidal Fliptop Table

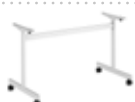


CODE	W	D	d	H	RRP
FLPT	1600	694	800	725	£366



- Trapezoidal tables 800mm deep with a fold away silver frame for easy storage
- 25mm scratch resistant tops with impact resistant, rigid ABS edging

Fliptop Tilting Underframe



Silver frame (S)



Beech (B)



Maple (M)



Oak (O)



Walnut (W)



White (WH)

Please add frame finish followed by table top colour when ordering e.g. **FLP16** with Silver frame and White top = **FLP16-S-WH**

STRAIGHT LEG Folding Meeting Tables

Straight folding leg tables combine simplistic good looks with versatility and are ideal for use in meeting rooms, conference suites and exhibitions. A click button mechanism on the underside of the table means the folding frame, available in different finish options, can be folded neatly within the footprint of the table top, offering easy manoeuvrability and convenient storage.



Finish Options

Table tops available in Beech, Maple, Oak, Walnut and White. Frames available in Black, Chrome, Silver and White.

Tops



Frames



Straight Folding Leg - Meeting Room Tables

Rectangular Folding Leg Tables



CODE	W	D	H	RRP
SFL1200	1200	800	725	£328
SFL1400	1400	800	725	£340
SFL1600	1600	800	725	£353
SFL1800	1800	800	725	£398

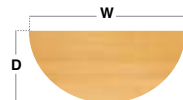


- Rectangular tables 800mm deep with folding tubular legs
- Folding frame for easy handling and storage when not in use

Semi-Circular Folding Leg Table



CODE	W	D	H	RRP
SFL1600S	1600	800	725	£397

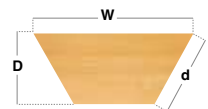


- Semi-circular tables 800mm deep with folding tubular straight frame
- Modular tables for multiple configurations with steel frame and legs

Trapezoidal Folding Leg Table



CODE	W	D	d	H	RRP
SFL1600T	1600	694	800	725	£397



- Trapezoidal tables with folding tubular straight frame
- 25mm scratch resistant tops with impact resistant, rigid ABS edging

Straight Folding Legs Storage



Please add frame finish followed by table top colour when ordering e.g. **SFL1600** with Black frame and Beech top = **SFL1600-K-B**

CURVED LEG Folding Meeting Tables

Curved folding leg tables combine stylish good looks with versatility and are ideal for use in meeting rooms, conference suites and exhibitions. When folded, the tables stack together neatly for easy storage. The frame design also offers sufficient leg room for users when sat around the tables, and can be used stand-alone or together with the trapezoidal and semi-circular tables to create your layout.



Finish Options

Table tops available in Beech, Maple, Oak, Walnut and White. Frames available in Black, Chrome, Silver and White.

Tops



Frames



Curved Folding Leg - Meeting Room Tables

Rectangular Folding Leg Tables



CODE	W	D	H	RRP
CFL1200	1200	800	725	£328
CFL1400	1400	800	725	£340
CFL1600	1600	800	725	£353
CFL1800	1800	800	725	£398

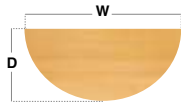


- Rectangular tables 800mm deep with folding tubular curved frame
- Folding frame for easy handling and storage when not in use

Semi-Circular Folding Leg Table



CODE	W	D	H	RRP
CFL1600S	1600	800	725	£397

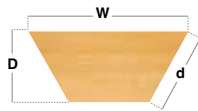


- Semi-circular tables 800mm deep with folding tubular curved frame
- Modular tables for multiple configurations with steel frame and legs

Trapezoidal Folding Leg Table



CODE	W	D	d	H	RRP
CFL1600T	1600	694	800	725	£397



- Trapezoidal tables with folding tubular curved frame
- 25mm scratch resistant tops with impact resistant, rigid ABS edging

Curved Folding Leg Mechanism



Please add frame finish followed by table top colour when ordering e.g. **CFL1600** with White frame and Walnut top = **CFL1600-WH-W**

RADIAL LEG Versatile Meeting Tables

Radial leg tables are defined by clean lines and a simple leg design which provide a place to gather, an area to create, or a spot to focus. Simplistic yet robust, the round tubular screw in legs, available in chrome, silver, black and white, complement the 25mm table tops to suit any intended space, with a variety of configurations to meet the demands of any user group.




Finish Options

Table tops available in Beech, Maple, Oak, Walnut and White. Legs available in Black, Chrome, Silver and White.

Tops



Legs



Radial Leg - Meeting Room Tables

Straight Radial Leg Tables



CODE	W	D	H	RRP
DRL800	800	800	725	£230
DRL1200	1200	800	725	£238
DRL1400	1400	800	725	£253
DRL1600	1600	800	725	£270
DRL1800	1800	800	725	£314

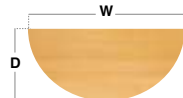


- Square and rectangular tables 800mm deep with radial legs
- Deluxe radial legs which screw into the table tops to suit any meeting space

Semi-Circular Radial Leg Table



CODE	W	D	H	RRP
DRL1600S	1600	800	725	£314

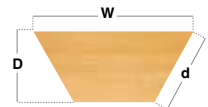


- Semi-circular tables 800mm deep with radial screw-in legs
- Modular tables for multiple configurations with 60mm diameter legs

Trapezoidal Radial Leg Table



CODE	W	D	d	H	RRP
DRL1600T	1600	694	800	725	£314




- Trapezoidal tables with radial screw-in legs
- 25mm scratch resistant tops with impact resistant, rigid ABS edging

Circular Radial Leg Table



CODE	W	D	H	RRP
DRL1000C	1000	1000	725	£295
DRL1200C	1200	1200	725	£315



- Circular meeting tables with radial screw-in legs
- Can also be used as a cafe/dining table


Radial End Boardroom Table



CODE	W	D	H	RRP
DRL2400	2400	1000	725	£377



- Curved table top for boardrooms with six radial screw-in legs
- Radial end table with 25mm tops & impact resistant ABS edging



Please add leg finish followed by table top colour when ordering e.g. **DRL1600** with Black legs and Maple top = **DRL1600-K-M**

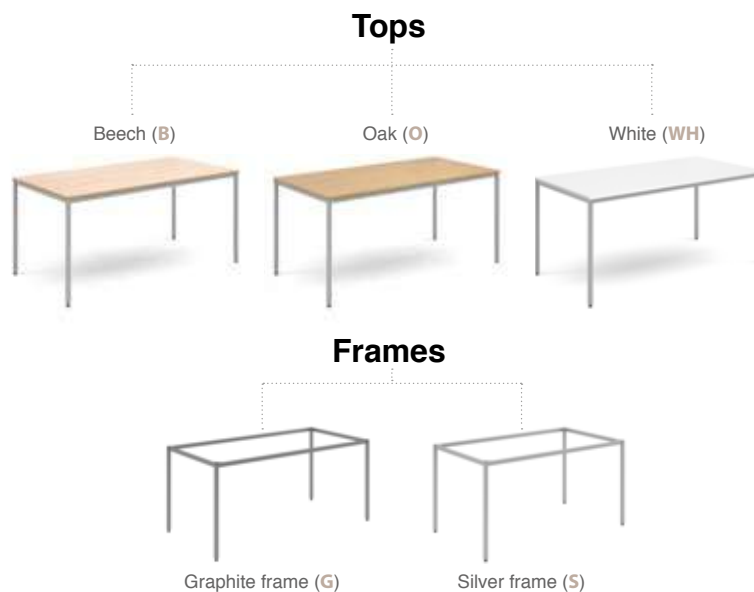
FLEXI Practical Meeting Tables

Our flexible meeting table solutions are suitable for a wide range of applications to cater for all of your office needs. Offering complete mobility and functionality, our Flexi tables are solid, reliable and built to last. Available in a wide range of sizes, 18mm table top finishes and with a choice of silver or graphite powder coated steel frames, Flexi tables can be used in multiple combinations for all styles of meetings.



Finish Options

Table tops available in stocked Beech, Oak and White. Frames available in Graphite and Silver.



Flexi - Meeting Room Tables

Straight Flexi-Tables



- Rectangular tables 800mm deep with powder coated frames
- Spiral stacking option for easy, convenient storage

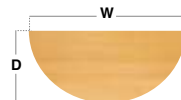
CODE	COLOUR	W	D	H	RRP
FLXS8	Silver	800	800	725	£112
FLXS12	Silver	1200	800	725	£124
FLXS14	Silver	1400	800	725	£133
FLXS16	Silver	1600	800	725	£141
FLXS18	Silver	1800	800	725	£163

CODE	COLOUR	W	D	H	RRP
FLXG8	Graphite	800	800	725	£112
FLXG12	Graphite	1200	800	725	£124
FLXG14	Graphite	1400	800	725	£133
FLXG16	Graphite	1600	800	725	£141
FLXG18	Graphite	1800	800	725	£163

Semi-Circular Flexi-Table



CODE	COLOUR	W	D	H	RRP
FLXSS	Silver	1600	800	725	£248
FLXGS	Graphite	1600	800	725	£248

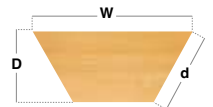


- Semi-circular tables 800mm deep with powder coated frames
- Modular tables for multiple configurations with 16 gauge steel frame and legs

Trapezoidal Flexi-Table



CODE	COLOUR	W	D	d	H	RRP
FLXST	Silver	1600	694	800	725	£248
FLXGT	Graphite	1600	694	800	725	£248



- Trapezoidal tables with powder coated silver or graphite grey frames
- 18mm scratch resistant tops with impact resistant, rigid ABS edging

Spiral Stacking



Graphite frame (G)



Silver frame (S)



Beech (B)



Oak (O)



White (WH)

Please add table top colour when ordering e.g. **FLXS16** with Silver frame and Oak top = **FLXS16O**

Under Desk Linking Mechanism - Meeting Room Tables

The table linking mechanism allows you to easily connect and disconnect multiple meeting tables in no time flat, ensuring a tight, stable and level conference table combination to complement any meeting space. The low profile design of the linking mechanism quickly and easily locks into place and can be used with flitop, folding leg and radial leg tables of all shapes and sizes.



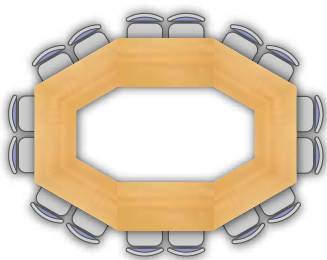
CODE	COLOUR	RRP
TVLOCK	Black	£29

- Easy to fit table top linking mechanism with a quick release mechanism
- Use when creating table configurations to ensure the table tops are level

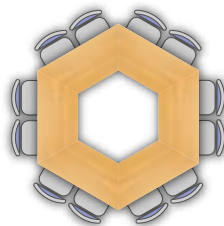
Meeting Room Tables - Configurations



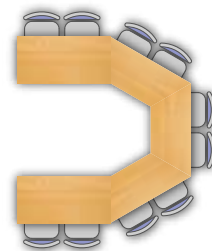
Seating Guide



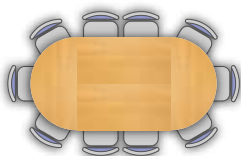
2 x rectangular
6 x trapezoidal



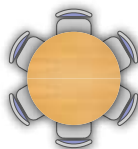
6 x trapezoidal



2 x rectangular
3 x trapezoidal



2 x rectangular
2 x semi-circular



2 x semi-circular



3 x trapezoidal

CAFE DINING Multi-Function Tables

Café and dining tables are simple yet elegant and offer a contemporary layer of style to any office breakout room or café area. Designed to complement virtually any decor, our range of café and dining tables are available with circular, square or rectangular tops in various sizes, and you can also select from a wide range of base designs, edge finishes and wood finishes.



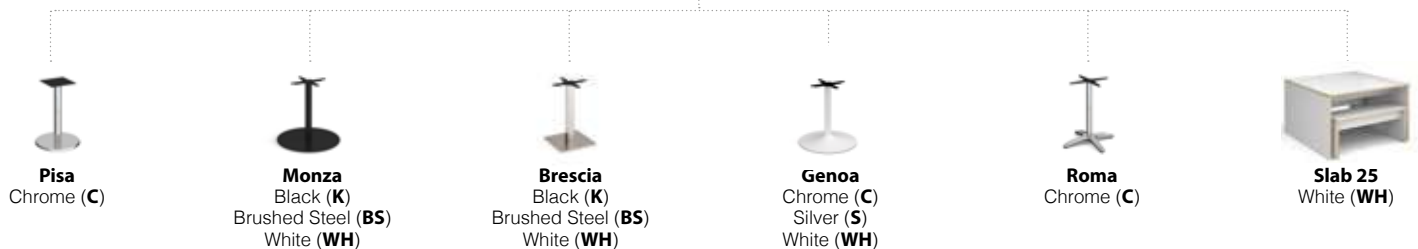
Finish Options

Table tops available in Beech, Maple, Oak, Walnut and White. Frames available in various finish options coffee, dining and poseur heights.

Tops



Frames



Details & Features

Dining Tables

Dining and meeting tables with five different base styles in multiple finish options to create the look and style you need in any canteen or café environment



Poseur Tables

Available with circular, square or rectangular table tops in various sizes, tall poseur tables which are a very popular choice thanks to their simple yet elegant design



Coffee Tables

Our designer coffee tables are available with circular and square tops with base options, perfect for employees to catch up over a quick drinks break or to discuss the day's events



Tables & Benches

The Slab 25 table and bench systems are a creative, practical solution for any breakout space, office canteen or café area, optional power module to slot into the 80mm grommet hole

PISA Dining, Poseur & Coffee Tables

The Pisa tables range has been designed to bring people together, inspiring conversation and collaboration. Designed to complement virtually any décor, the polished chrome circular base and column supports a 25mm table top available in a variety of sizes and finishes, as well as dining, poseur and coffee table heights, making it perfect for canteens, cafes, lounges, receptions - anywhere people gather.



Finish Options

Table tops available in stocked Beech, Maple, Oak, Walnut and White. Base available in Chrome.



Pisa - Dining Tables

Rectangular Dining Tables with Round Bases



CODE	W	D	H	RRP
PDR1200	1200	800	725	£430
PDR1400	1400	800	725	£457
PDR1600	1600	800	725	£471
PDR1800	1800	800	725	£484

- Rectangular dining tables with 25mm table tops
- Double chrome uprights with radial bases

Square Dining Table 700mm with Round Base



CODE	W	D	H	RRP
PDS700	700	700	725	£296

- Square 700mm dining table with 25mm table top
- Single chrome column with radial base

Square Dining Table 800mm with Round Base



CODE	W	D	H	RRP
PDS800	800	800	725	£307

- Square 800mm dining table with 25mm table top
- Single chrome column with radial base

Circular Dining Table 600mm with Round Base



CODE	W	D	H	RRP
PDC600	600	600	725	£255

- Circular 600mm dining table with 25mm table top
- Single chrome column with radial base

Circular Dining Table 800mm with Round Base



CODE	W	D	H	RRP
PDC800	800	800	725	£270

- Circular 800mm dining table with 25mm table top
- Single chrome column with radial base



Please add table top colour when ordering e.g. **PDC800** with Beech top = **PDC800-B**

Pisa - Poseur Tables

Rectangular Poseur Tables with Round Bases



CODE	W	D	H	RRP
PPR1200	1200	800	1110	£559
PPR1400	1400	800	1110	£581
PPR1600	1600	800	1110	£603
PPR1800	1800	800	1110	£624

- Rectangular poseur tables with 25mm table tops
- Double upright chrome columns with matching radial bases

Square Poseur Table 700mm with Round Base



CODE	W	D	H	RRP
PPS700	700	700	1110	£377

- Square 700mm poseur table with 25mm table top
- Single chrome column with radial base

Square Poseur Table 800mm with Round Base



CODE	W	D	H	RRP
PPS800	800	800	1110	£404

- Square 800mm poseur table with 25mm table top
- Single chrome column with radial base

Circular Poseur Table 600mm with Round Base



CODE	W	D	H	RRP
PPC600	600	600	1110	£308

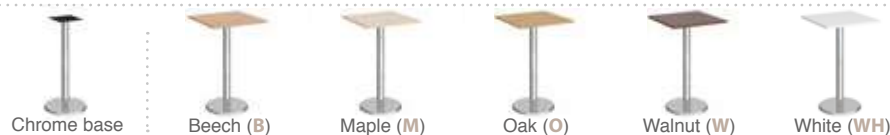
- Circular 600mm poseur table with 25mm table top
- Single chrome column with radial base

Circular Poseur Table 800mm with Round Base



CODE	W	D	H	RRP
PPC800	800	800	1110	£329

- Circular 800mm poseur table with 25mm table top
- Single chrome column with radial base



Please add table top colour when ordering e.g. PPS800 with White top = PPS800-WH

Pisa - Coffee Tables

Rectangular Coffee Tables with Round Bases



CODE	W	D	H	RRP
PCR1200	1200	800	490	£431
PCR1400	1400	800	490	£431
PCR1600	1600	800	490	£482
PCR1800	1800	800	490	£482

- Rectangular reception coffee tables with 25mm table tops
- Double upright chrome columns with matching radial bases

Square Coffee Table 700mm with Round Base



CODE	W	D	H	RRP
PCS700	700	700	490	£265

- Square 700mm coffee table with 25mm table top
- Single chrome column with radial base

Square Coffee Table 800mm with Round Base



CODE	W	D	H	RRP
PCS800	800	800	490	£275

- Square 800mm coffee table with 25mm table top
- Single chrome column with radial base

Circular Coffee Table 600mm with Round Base



CODE	W	D	H	RRP
PCC600	600	600	490	£246

- Circular 600mm coffee table with 25mm table top
- Single chrome column with radial base

Circular Coffee Table 800mm with Round Base



CODE	W	D	H	RRP
PCC800	800	800	490	£272

- Circular 800mm coffee table with 25mm table top
- Single chrome column with radial base



Chrome base



Beech (B)



Maple (M)



Oak (O)



Walnut (W)



White (WH)

Please add table top colour when ordering e.g. PCS700 with Walnut top = PCS700-W

MONZA Dining, Poseur & Coffee Tables

Classic, contemporary and refined are the words most often used to describe the Monza range. Tables are available in coffee and poseur table formats as well as standard height meeting or dining tables. With its slim profile base and tubular column, Monza has a timeless design that never goes out of style, and the choice of circular, square or rectangular tops allows for customisation of design and function.



Finish Options

Table tops available in stocked Beech, Maple, Oak, Walnut and White. Bases available in Black, Brushed Steel and White.



Monza - Dining Tables

Rectangular Dining Tables with Flat Round Bases



CODE	W	D	H	RRP
MDR1200	1200	800	725	£495
MDR1400	1400	800	725	£516
MDR1600	1600	800	725	£538
MDR1800	1800	800	725	£559

- Rectangular dining tables with 25mm table tops
- Double upright columns with flat round bases

Square Dining Table 700mm with Flat Round Base



CODE	W	D	H	RRP
MDS700	700	700	725	£296

- Square 700mm dining table with 25mm table top
- Single column with flat round base

Square Dining Table 800mm with Flat Round Base



CODE	W	D	H	RRP
MDS800	800	800	725	£307

- Square 800mm dining table with 25mm table top
- Single column with flat round base

Circular Dining Table 600mm with Flat Round Base



CODE	W	D	H	RRP
MDC600	600	600	725	£253

- Circular 600mm dining table with 25mm table top
- Single column with flat round base

Circular Dining Table 800mm with Flat Round Base



CODE	W	D	H	RRP
MDC800	800	800	725	£270

- Circular 800mm dining table with 25mm table top
- Single column with flat round base



Black base (K)



Brushed Steel base (BS)



White base (WH)



Beech (B)



Maple (M)



Oak (O)



Walnut (W)



White (WH)

Please add base finish followed by table top colour when ordering e.g. **MDC800** with Brushed Steel base and Oak top = **MDC800-BS-O**

Monza - Poseur Tables

Rectangular Poseur Tables with Flat Round Bases



CODE	W	D	H	RRP
MPR1200	1200	800	1110	£559
MPR1400	1400	800	1110	£581
MPR1600	1600	800	1110	£603
MPR1800	1800	800	1110	£624

- Rectangular poseur tables with 25mm table tops
- Double columns with flat round bases

Square Poseur Table 700mm with Flat Round Base



CODE	W	D	H	RRP
MPS700	700	700	1110	£377

- Square 700mm poseur table with 25mm table top
- Single column with flat round base

Square Poseur Table 800mm with Flat Round Base



CODE	W	D	H	RRP
MPS800	800	800	1110	£404

- Square 800mm poseur table with 25mm table top
- Single column with flat round base

Circular Poseur Table 600mm with Flat Round Base



CODE	W	D	H	RRP
MPC600	600	600	1110	£302

- Circular 600mm poseur table with 25mm table top
- Single column with flat round base

Circular Poseur Table 800mm with Flat Round Base



CODE	W	D	H	RRP
MPC800	800	800	1110	£323

- Circular 800mm poseur table with 25mm table top
- Single column with flat round base



Please add base finish followed by table top colour when ordering e.g. **MPS800** with White base and Walnut top = **MPS800-WH-W**

Monza - Coffee Tables

Rectangular Coffee Tables with Flat Round Bases



CODE	W	D	H	RRP
MCR1200	1200	800	490	£474
MCR1400	1400	800	490	£495
MCR1600	1600	800	490	£516
MCR1800	1800	800	490	£538

- Rectangular coffee tables with 25mm table tops
- Double columns with flat round bases

Square Coffee Table 700mm with Flat Round Base



CODE	W	D	H	RRP
MCS700	700	700	490	£248

- Square 700mm coffee table with 25mm table top
- Single column with flat round base

Square Coffee Table 800mm with Flat Round Base



CODE	W	D	H	RRP
MCS800	800	800	490	£270

- Square 800mm coffee table with 25mm table top
- Single column with flat round base

Circular Coffee Table 600mm with Flat Round Base



CODE	W	D	H	RRP
MCC600	600	600	490	£248

- Circular 600mm coffee table with 25mm table top
- Single column with flat round base

Circular Coffee Table 800mm with Flat Round Base



CODE	W	D	H	RRP
MCC800	800	800	490	£270

- Circular 800mm coffee table with 25mm table top
- Single column with flat round base



Please add base finish followed by table top colour when ordering e.g. **MCC800** with Black base and Maple top = **MCC800-K-M**

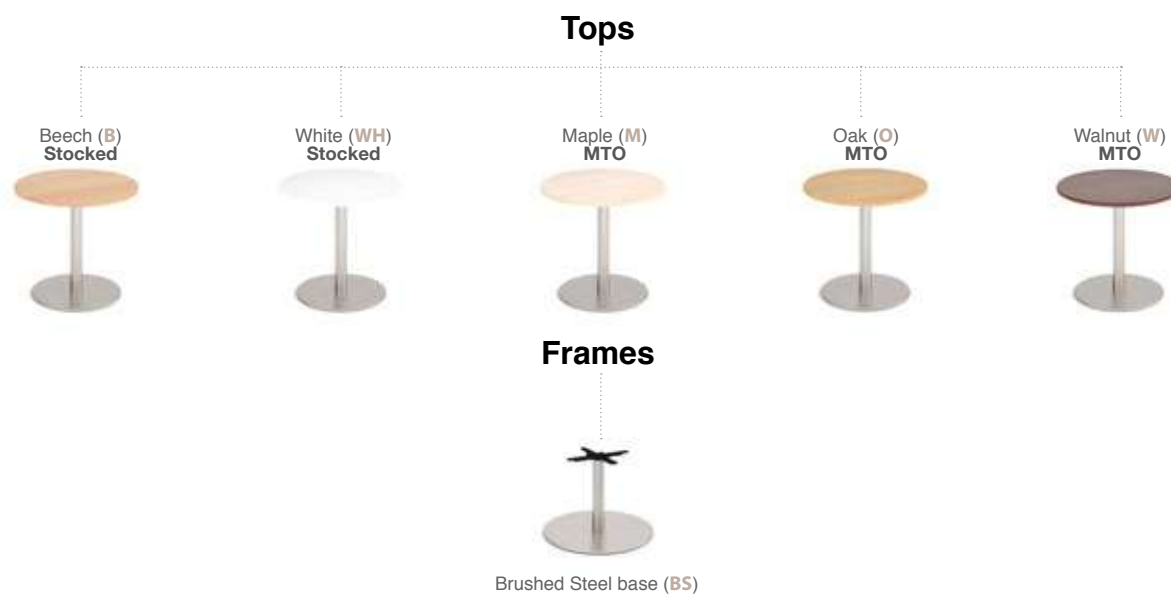
POWER READY - Monza Cafe & Dining Tables

Furniture and equipment that allows quick set-up and connections is a high priority so people can pick up where they left off in another working area. Table tops with circular cutouts are designed to incorporate power and data capabilities to transform office canteens and dining spaces, where employees can take their laptops, tablets and phones with them and reap the benefits of a more connected, advanced working environment.



Finish Options

Table tops available in stocked Beech and White. Maple, Oak and Walnut tops made to order. Frames available in coffee, dining and poseur heights.



Monza

Circular Coffee Table 800mm with Flat Round Base



CODE	W	D	H	Cutout	Stocked	MTO
MCC800-CO	800	800	480	80 dia	£350	£350

- Circular 800mm coffee table with 80mm central cutout for power modules
- Single column with flat round base

Circular Dining Table 800mm with Flat Round Base



CODE	W	D	H	Cutout	Stocked	MTO
MDC800-CO	800	800	725	80 dia	£350	£350

- Circular 800mm dining table with 80mm central cutout for power modules
- Single column with flat round base

Circular Poseur Table 800mm with Flat Round Base



CODE	W	D	H	Cutout	Stocked	MTO
MPC800-CO	800	800	1130	80 dia	£415	£415

- Circular 800mm poseur table with 80mm central cutout for power modules
- Single column with flat round base



Please add base finish followed by table top colour when ordering e.g. **MCC800-CO** with Brushed Steel base and Maple top = **MCC800-CO-BS-M**

Power Modules

Café & Dining table tops with the suffix '–CO' are supplied with circular cutouts 80mm routed into the tops in a central position on the Monza ranges of coffee tables, dining height tables and high poseur tables.

An 80mm circular cutout is the ideal size for the cost-effective Ion power modules. The power module can then be dropped into position, with cables hard-wired into them which feed down through the hollow table column and under the base to the floor.



Ion - ION-1-K

RRP £75

1 x UK socket, 1 x USB Charger (type A) - Black



Ion - ION-1-WH

RRP £75

1 x UK socket, 1 x USB Charger (type A) - White

Power modules are ordered separately to table tops see page 199

BRESCIA Dining, Poseur & Coffee Tables

The Brescia collection of tables features simple, contemporary lines and its expansive product offering supports virtually any workplace environment. Brescia tables are offered in a variety of sizes, shapes and heights. Supporting the 25mm table tops, available in 5 finishes, is a matching central column and slim square base which wouldn't look out of place in any modern workplace.



Finish Options

Table tops available in stocked Beech, Maple, Oak, Walnut and White. Bases available in Black, Brushed Steel and White.



Brescia - Dining Tables

Rectangular Dining Tables with Flat Square Bases



CODE	W	D	H	RRP
BDR1200	1200	800	725	£475
BDR1400	1400	800	725	£495
BDR1600	1600	800	725	£516
BDR1800	1800	800	725	£537

- Rectangular dining tables with 25mm table tops
- Double columns with flat square bases

Square Dining Table 700mm with Flat Square Base



CODE	W	D	H	RRP
BDS700	700	700	725	£284

- Square 700mm dining table with 25mm table top
- Single column with flat square base

Square Dining Table 800mm with Flat Square Base



CODE	W	D	H	RRP
BDS800	800	800	725	£294

- Square 800mm dining table with 25mm table top
- Single column with flat square base

Circular Dining Table 600mm with Flat Square Base



CODE	W	D	H	RRP
BDC600	600	600	725	£243

- Circular 600mm dining table with 25mm table top
- Single upright with flat square base

Circular Dining Table 800mm with Flat Square Base



CODE	W	D	H	RRP
BDC800	800	800	725	£258

- Circular 800mm dining table with 25mm table top
- Single upright with flat square base



Black base (K)



Brushed Steel base (BS)



White base (WH)



Beech (B)



Maple (M)



Oak (O)



Walnut (W)



White (WH)

Please add base finish followed by table top colour when ordering e.g. **BDS800** with White base and Oak top = **BDS800-WH-O**

Brescia - Poseur Tables

Rectangular Poseur Tables with Flat Square Bases



CODE	W	D	H	RRP
BPR1200	1200	800	1110	£537
BPR1400	1400	800	1110	£557
BPR1600	1600	800	1110	£578
BPR1800	1800	800	1110	£598

- Rectangular poseur tables with 25mm table tops
- Double columns with flat square bases

Square Poseur Table 700mm with Flat Square Base



CODE	W	D	H	RRP
BPS700	700	700	1110	£361

- Square 700mm poseur table with 25mm table top
- Single column with flat square base

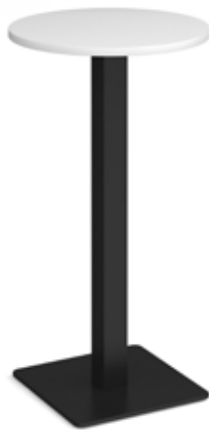
Square Poseur Table 800mm with Flat Square Base



CODE	W	D	H	RRP
BPS800	800	800	1110	£387

- Square 800mm poseur table with 25mm table top
- Single column with flat square base

Circular Poseur Table 600mm with Flat Square Base



CODE	W	D	H	RRP
BPC600	600	600	1110	£289

- Circular 600mm poseur table with 25mm table top
- Single column with flat square base

Circular Poseur Table 800mm with Flat Square Base



CODE	W	D	H	RRP
BPC800	800	800	1110	£310

- Circular 800mm poseur table with 25mm table top
- Single column with flat square base



Black base (K)



Brushed Steel base (BS)



White base (WH)



Beech (B)



Maple (M)



Oak (O)



Walnut (W)



White (WH)

Please add base finish followed by table top colour when ordering e.g. **BPC800** with Black base and White top = **BPC800-K-WH**

Brescia - Coffee Tables

Rectangular Coffee Tables with Flat Square Bases



CODE	W	D	H	RRP
BCR1200	1200	800	490	£454
BCR1400	1400	800	490	£475
BCR1600	1600	800	490	£495
BCR1800	1800	800	490	£516

- Rectangular reception coffee tables with 25mm table tops
- Double columns with flat square bases

Square Coffee Table 700mm with Flat Square Base



CODE	W	D	H	RRP
BCS700	700	700	490	£238

- Square 700mm coffee table with 25mm table top
- Single column with flat square base available

Square Coffee Table 800mm with Flat Square Base



CODE	W	D	H	RRP
BCS800	800	800	490	£258

- Square 800mm coffee table with 25mm table top
- Single column with flat square base

Circular Coffee Table 600mm with Flat Square Base



CODE	W	D	H	RRP
BCC600	600	600	490	£238

- Circular 600mm coffee table with 25mm table top
- Single column with flat square base

Circular Coffee Table 800mm with Flat Square Base



CODE	W	D	H	RRP
BCC800	800	800	490	£258

- Circular 800mm coffee table with 25mm table top
- Single column with flat square base



Black base (K)



Brushed Steel base (BS)



White base (WH)



Beech (B)



Maple (M)



Oak (O)



Walnut (W)



White (WH)

Please add base finish followed by table top colour when ordering e.g. **BCC800** with Brushed Steel base and Beech top = **BCC800-BS-B**

GENOA Dining & Leisure Tables

Genoa dining tables have the right proportions, flawless surfaces and a solid foundation, featuring a trumpet base available in silver, white or chrome that offers the ultimate in strength and stability. Curved and straight table tops are available in a choice of five colour finishes, with a simple yet stylish design which can be used as a dining table or as a meeting table in any traditional or modern breakout dining area.



Finish Options

Table tops available in stocked Beech, Maple, Oak, Walnut and White. Bases available in Chrome, Silver and White.



Genoa - Dining Tables

Rectangular Dining Tables with Trumpet Bases



CODE	W	D	H	RRP
GDR1200	1200	800	725	£495
GDR1400	1400	800	725	£516
GDR1600	1600	800	725	£538
GDR1800	1800	800	725	£559

- Rectangular dining table with 25mm table tops
- Steel trumpet base 500mm diameter available in chrome, silver and white

Square Dining Table 700mm with Trumpet Base



CODE	W	D	H	RRP
GDS700	700	700	725	£296

- Square 700mm dining table with 25mm table top
- Single upright with trumpet base available in chrome, silver and white

Square Dining Table 800mm with Trumpet Base



CODE	W	D	H	RRP
GDS800	800	800	725	£307

- Square 800mm dining table with 25mm table top
- Single upright with trumpet base available in chrome, silver and white

Circular Dining and Meeting Tables with Trumpet Bases



CODE	W	D	H	RRP
GDC600	600	600	725	£253
GDC800	800	800	725	£270
GDC1000	1000	1000	725	£399
GDC1200	1200	1200	725	£438

- Circular dining and meeting tables with 25mm table tops
- Steel trumpet base available in chrome, silver and white



Please add base finish followed by table top colour when ordering e.g. **GDR800** with Chrome base and Maple top = **GDR800-C-M**


ROMA Dining & Leisure Tables

Comprising of an incredibly sturdy and reliable aluminium table base, Roma dining tables are just as suitable for the office canteen as the cafeteria. A stable four leg base in chrome enables seating to tuck in effortlessly and the base of the table has adjustable feet that allow you to prevent any wobbling on uneven floors. It is also versatile in its simplicity, making it suitable for many different applications.



Finish Options

Table tops available in stocked Beech, Maple, Oak, Walnut and White. Bases available in Chrome.



Roma - Dining Tables

Square Dining Table 700mm with 4 Leg Base



CODE	W	D	H	RRP
RDS700	700	700	725	£255

- Square 700mm dining table with 25mm table top
- Single chrome upright with 4 leg base and foot levellers

Square Dining Table 800mm with 4 Leg Base



CODE	W	D	H	RRP
RDS800	800	800	725	£264

- Square 800mm dining table with 25mm table top
- Single chrome upright with 4 leg base and foot levellers

Circular Dining Table 600mm with 4 Leg Base



CODE	W	D	H	RRP
RDC600	600	600	725	£249

- Circular 600mm dining table with 25mm table top
- Single chrome upright with 4 leg base and foot levellers

Circular Dining Table 800mm with 4 Leg Base



CODE	W	D	H	RRP
RDC800	800	800	725	£264

- Circular 800mm dining table with 25mm table top
- Single chrome upright with 4 leg base and foot levellers



Chrome base



Beech (B)



Maple (M)



Oak (O)



Walnut (W)



White (WH)

Please add table top colour when ordering e.g. **RDS800** with Walnut top = **RDS800-W**

SLAB 25 Bench Tables



The Slab 25 table and bench solution is a classical, timeless design that radiates lightness, functionality and refined simplicity, available with an optional 80mm grommet hole so an integrated power supply can be built into the table with hidden cable management. Ideal for use in corporate or academic canteen areas, the white table tops and legs are combined with a plywood effect edge detail to provide an intelligent dining space solution.



Finish Options

Table tops available in stocked White with Multiplex edging

Tops

White (WH)



Edging



Multiplex

Slab 25 - Benches

Rectangular Tables 1700mm Wide



CODE	W	D	H	RRP
SLBT1790	1700	900	745	£568



- Rectangular tables 1200mm deep suitable for four or six people
- Table top and leg panels manufactured from 25mm MFC with slab ends

Rectangular Tables 1700mm Wide with Cut-out



CODE	W	D	H	RRP
SLBT1790-CO	1700	900	745	£568



- 80mm circular hole cut out in the table top for integrated power supply
- Impact-resistant straight edges and easy-clean tops

Three Seater Bench Seating



CODE	W	D	H	RRP
SLBB1500	1550	350	460	£310



- Bench seating suitable for up to three people
- Top and leg panels manufactured from 25mm MFC with slab ends

Three Seater Upholstered Bench Seating



CODE	W	D	H	Band A	Band B	Band C
SLBB1500-U	1550	350	490	£400	£425	£450



- Three seater upholstered bench with three seat pads
- Available in a choice of made-to-order fabric colours

Table with Two Stools Bundle



CODE	W	D	H	RRP
COMBS252	1700	900	745	£1188



- Rectangular tables 1200mm deep suitable for four or six people
- Table top and leg panels manufactured from 25mm MFC with slab ends



White (WH)

RECEPTION

DESK & MODULAR UNITS

You only get one chance to make a good first impression with clients and visitors, so having a high quality front office reception desk is essential and will add a contemporary presence to any reception area. Ensure the first point of call for your workplace features modern furnishings and accessories with a reception desk that will reinvigorate your entrance area and reflect your business.

Welcome is a stunning, contemporary design in white with a built in table and counter top in beech, oak or white. An optional D-end extension adds to the reception unit to give greater access and additional desk workspace. Welcome also allows for a company name and graphics to be added and remote control lighting to match your corporate identity.





Welcome Reception Units



The reception area is of critical importance for any business. It needs to be a welcoming space for all visitors, from valued customers to prospective new starters arriving for an interview. But the reception area is also where every office day begins for all employees and it should inspire them to be proud about where they work and reassure people that you mean business.



Finish Options

Colours available in Beech / White, Walnut / White and White / White

Tops

White-Beech (**WH-B**)

White-Walnut (**WH-W**)

White (**WH-WH**)



Details & Features

Desk Options

The reception unit shrouds an existing desk to provide a welcoming area for all visitors, from valued customers to prospective new starters arriving for an interview



Desk Extensions

The extension table is a classic design piece that adds to the reception unit for a larger desk area, striking the right balance between interior design and furniture solutions



LED Lighting

Add remote control lighting and cycle through the colour spectrum, or simply select a colour to match your corporate identity with the press of a button



Company Branding

The Welcome reception desk has ample room at the front of the desk to add your company logo or graphics to the front, including vinyls, acrylic lettering and much more

Welcome - Reception Desks

Reception Desk



CODE	W	D	H	RRP
WRD14	1462	890	1130	£550
WRD16	1662	890	1130	£600

- Reception unit 1130mm high with desktop and top counter
- White frame and choice of top colours create a clean reception desk solution



D-End



CODE	W	D	H	RRP
WDET	1000	890	725	£173

- Universal left hand or right hand extension table with white steel support leg
- Choice of top colours to match the desk and create a connecting feature



LED Lighting



CODE	RRP
WLIGHT	£150

- Mains powered LED lighting strip that can be retro fitted to desk
- Remote controlled lighting option to enhance signage and corporate colours



White-Beech (**WH-B**)



White-Walnut (**WH-W**)



White (**WH-WH**)

Please add colour when ordering e.g. **WD** in White / Beech = **WD-WH-B**



Denver Modular Reception Units



Denver is a flexible modular unit that can be arranged in a variety of configurations with the desk and hutch units to create a commanding reception feature that will make a good first impression with clients and visitors. Available in a beech finish and beech with white panels, cables are managed from the hutch to the desktops with classic design pieces that will create a lasting visual message.

Hutch

Provides privacy

Derby leather chair

See page 342

Desks

742mm high



Modular

Build your own design

Finish Options

Available in Beech and White/Beech



Beech (B)



White/Beech (WH-B)

Details & Features

Modular Design

Modular reception desks designed for bespoke projects are also becoming increasingly popular as more and more companies realise the significance of the reception area



Space Storage

The reception units come with adequate storage so the area appears uncluttered, there's plenty of room to work and important documents can be kept safe and secure



Cable Management

Cables are managed from the hutch to the desktops with classic design pieces and technology integration so wires are not exposed to visitors and looking untidy



Multi-Functional

Create multiple desk configurations where many important tasks carried out such as answering phone calls, receiving and sending letters, and of course welcoming visitors

Denver - Base Units

Modular Straight Base Units



CODE	W	D	H	RRP
RU8D	800	800	742	£255
RU12D	1200	800	742	£315
RU16D	1600	800	742	£350

- High quality, beech front office reception desk base units
- Robust unit with 2mm ABS edging & cable access ports that align with hutch



• Inside view

45° Curved Base Unit



• Inside view

CODE	W	D	H	RRP
RUHC18D	1800	800	742	£475

- 45 degree curved reception desk 1800mm wide with a modesty panel
- Create an individual, stand-alone reception desk or a continuous configuration

90° Corner Base Unit



• Inside view

CODE	W	D	H	RRP
RUC8D	800	800	742	£320

- Corner base to create a curved desk shape and add interest to any reception area
- Robust unit with 2mm ABS edging & supplied fully built



Beech (B)



Beech/White (BWH)

Please add colour when ordering e.g. **RU12D** in Beech = **RU12D-B**

Denver - Top Units

Modular Straight Top Unit



CODE	W	D	H	RRP
RU8H	800	350	430	£160
RU12H	1200	350	430	£170
RU16H	1600	350	430	£220

- Hutch units to be fitted above base units to create linear configurations
- Robust unit with 2mm ABS edging & cable access ports that align with desktop



• Inside view

45° Curved Top Unit



• Inside view

CODE	W	D	H	RRP
RUHC8H	915	350	430	£325

- 45 degree curved top unit 800mm wide to offer privacy and provide storage
- Curved top unit to be fitted above base unit to create a contoured desk shape

Curved Glass Shelf



CODE	W	D	H	RRP
RU8GS-C	910	340	150	£175

- Combine base units and counter tops with glass shelves to create a bespoke unit space
- Glass shelf can be added to provide a more executive look and feel

Modular Corner Top Unit



• Inside view

CODE	W	D	H	RRP
RUC8H	800	800	430	£225

- Curved hutch to be fitted above corner base unit to create curved configurations
- Robust unit with 2mm ABS edging & supplied fully built

Straight Glass Shelf



CODE	W	D	H	RRP
RU8GS-S	790	340	150	£145

- Straight 800mm glass shelf to create a bespoke reception space
- Glass shelf can be added to provide a more executive look and feel



Beech (B)



Beech/White (BWH)

Please add colour when ordering e.g. **RU12H** in Beech = **RU12H-B**

Denver - Complete Reception Units

Denver Medium Straight Reception Unit



Contains

- 1 x **RU8GS-S** - Straight glass shelf 790mm
- 1 x **RU8H** - Straight top unit 800mm
- 1 x **RU16D** - Straight base unit 1600mm

CODE	W	D	H	RRP
DVB01	1600	800	1172	£655

Denver Large Straight Reception Unit



Contains

- 1 x **RU8GS-S** - Straight glass shelf 790mm
- 2 x **RU12H** - Straight top unit 1200mm
- 3 x **RU12D** - Straight base unit 1200mm

CODE	W	D	H	RRP
DVB06	3600	800	1172	£1430

Denver Extra Large U-Shaped Reception Unit



Contains

- 2 x **RUC8H** - Corner top unit 800mm
- 2 x **RU12H** - Straight top unit 1200mm
- 2 x **RUC8D** - 90° corner base unit 800mm
- 2 x **RU12D** - Straight base unit 1200mm
- 1 x **RU16D** - Straight base unit 1600mm

CODE	W	D	H	RRP
DVB03	3200	2000	1172	£2410



Beech (**B**)



Beech/White (**BWH**)

Please add colour when ordering e.g. **DVB01** in Beech = **DVB01-B**

Denver - Complete Reception Units

Denver Medium Curved Reception Unit



Contains

- 1 x **RUHC8H** - 45° curved top unit 915mm
- 1 x **RU8GS-C** - Curved glass shelf 910mm
- 1 x **RUHC18D** - 45° curved base unit 1800mm

CODE	W	D	H	RRP
DVB02	1188	918	1172	£975

Denver Large Curved Reception Unit



Contains

- 2 x **RUC8H** - Corner top unit 800mm
- 2 x **RUC8D** - Corner base unit 800mm
- 1 x **RUHC18D** - 45° curved base unit 1800mm

CODE	W	D	H	RRP
DVB05	2788	1224	1172	£1565

Denver Extra Large Curved Reception Unit



Contains

- 2 x **RU8GS-C** - Curved glass shelf 790mm
- 2 x **RUHC8H** - 45° curved top unit 800mm
- 1 x **RU16H** - Straight top unit 1600mm
- 1 x **RU16D** - Straight base unit 1600mm
- 2 x **RUHC18D** - 45° curved base unit 1800mm

CODE	W	D	H	RRP
DVB04	3552	2352	1172	£2520



Beech (**B**)



Beech/White (**BWH**)

Please add colour when ordering e.g. **DVB04** in White = **DVB04-BWH**

SEATING

2020 COLLECTION

The average office worker spends more than 75,000 minutes in a seated position every year, so selecting the right office chair is a very important decision. The ideal seating solution not only has a significant impact on the 'look' of the office due to our extensive choice of stocked and made to order fabric styles and colours, it also affects the comfort, productivity and long term well-being of each and every office-based employee.

Bringing you more choice than ever before, our seating collection includes entry level, mid-range and premium products, with consistent design values and production quality. The range includes executive & manager seating, fabric and mesh back task & operator chairs, meeting room seating, dining chairs, reception and soft seating, bringing you the very latest in style, comfort and functionality for all areas of the office.





BUYING GUIDE Are You Sitting Comfortably?

The application of ergonomics in your workplace will make the environment more comfortable for all employees, boosting productivity and reducing stress – something that serves both the employer and employees alike.

Selecting the right office chair does not have to be complicated. The key points to remember when choosing office chairs are, how long are the chairs are being used for and what activity will the user be doing while using the chair.

Head rest

Comfort and support option for executive chairs

Back rest

Allow the spinal column to follow the natural 'S' shape. Height adjustability and lumbar supports will assist

Lumbar support

Adjusts to support the lower back and spine

Levers

Used to fine tune your position and comfort. Adjusting seat height, tilt and lock

Seat height

Allow for your feet to be firmly on the floor when seated. The seat height should be just below the knee cap when standing.

Castors

Standard, weight loaded castors, soft castors or glides

Arm rests

Provide support for the upper body and therefore reduce the stress on the users shoulders and back. However, they should not restrict free movement

Seat tilt

Adjust to improve your comfort

Seat slide

Seat depth should allow the user to use the back support without the front of the seat pad pressing against the back of the lower legs

Chair base

5 star base with weight loaded castors



Contents Seating



FABRIC TASK 298-313



MESH BACK TASK 314-333



LEATHER EXECUTIVE 334-347



CONFERENCE & MEETING 348-363



CAFE & DINING 364-369



RECEPTION & SOFT SEATING 370-377



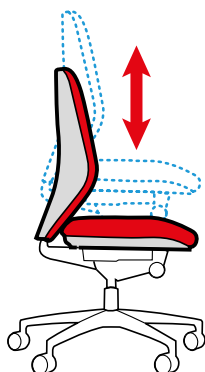
MADE-TO-ORDER SEATING 378-411



MADE-TO-ORDER SOFT SEATING 412-425

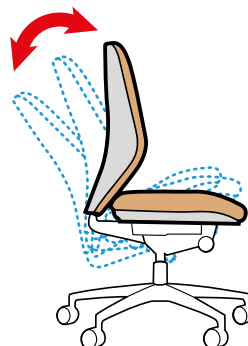


SEATING Functions Explained



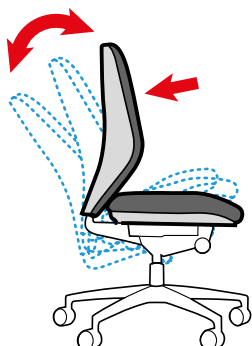
Gas lift adjustment

Raises and lowers the height of the seat to fit the user.



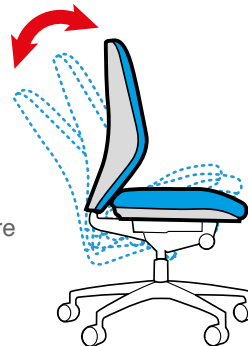
Knee tilt adjustment

Seat and back move backwards in tandem, lockable in various positions.



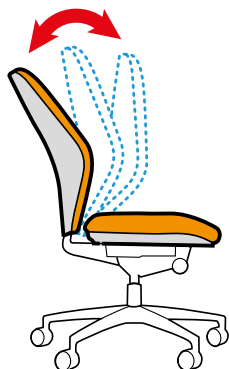
Weight tension control

Adjustable to the users weight to ensure controlled smooth reclining action.



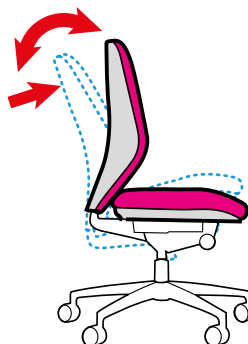
Standard tilt lock

Seat and back move backwards in tandem, lockable in upright position only.



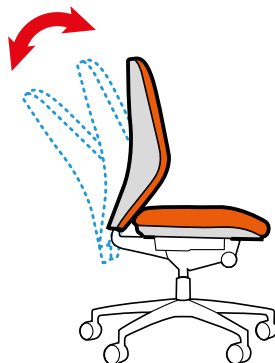
Back rake adjustment

Independent back tilt control. Lockable in multiple positions.



Locking tilt lock

Seat and back move backwards in tandem, lockable in any position



Free floating back

Self-weight tension control lockable in multiple positions



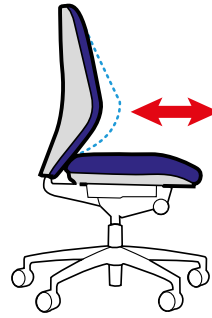
Adjustable 3D arms

Arms adjust in height & lockable in multi positions. Arms are also adjustable front & back, and left & right positions.



Lumbar support

Offers additional support to the lower back.



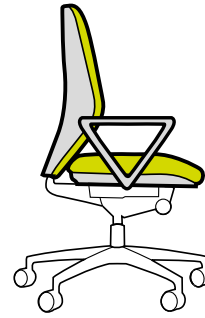
Adjustable lumbar support

Adjusts internally in the back to offer additional support to the lower back



Height adjustable arms

Arms adjust in height. Lockable in multiple positions.

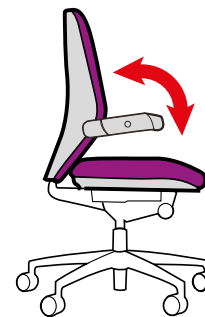


Fixed arms



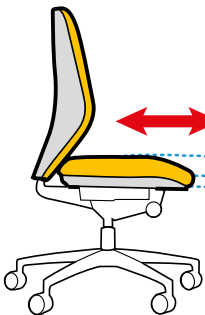
Fully adjustable arms

Arms adjust in height and lockable in multi positions. Arms are also adjustable left and right positions.



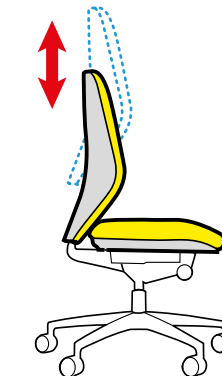
Pivot arms

Arms can be pivoted for clear access



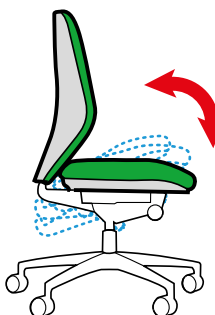
Seat depth adjustment

Seat slides forwards and backwards to match the users size. Lockable in multiple positions.



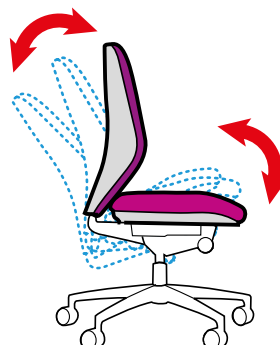
Back height adjustment

Allows the seat back to be higher and lowered to fit the user.



Independent seat tilt

Allows the seat to be independently tilted forwards and backwards.



Synchro seat & back tilt

Seat and back move in a synchronised motion. Lockable in multiple positions.



Stocked Fabric Task & Operator Seating

These days it is not uncommon for people to sit for 8 or 9 hours a day at their desks without regular breaks, so it is imperative that office workers have a chair that is comfortable, improves productivity and offers great functionality when being sat down for long periods, but without having to compromise on style.



— **SENZA ERGO** —
Page 300



— **JOTA ERGO** —
Page 301



— **CORNWALL** —
Page 302



— **MARTINEZ** —
Page 303



— **SENZA** —
Page 304



— **JOTA** —
Page 305



— **SOFIA** —
Page 306



— **TUSCAN** —
Page 307



— **LUCCA** —
Page 308



— **CAVALIER** —
Page 309



— **VANTAGE 200** —
Page 310



— **VANTAGE 100** —
Page 311



— **BILBAO LUMBAR** —
Page 312



— **BILBAO** —
Page 313

Senza Ergo - Stocked Fabric Operator Chair



SXERGOB-BLK

The Senza Ergo seating has been designed to function for heavy duty 24 hour usage in any task or office setting. With its extra high back and adjustable arms, Senza Ergo offers multiple enhanced ergonomic features based on how employees sit and move over the course of a day. The Senza Ergo task chair is a 24 hour use heavy duty version of the popular Senza office seating range, packed full of ergonomic features. Ideal for shift workers in call centres, ambulance service, offshore facilities, police and security personnel

- Designed to function for heavy duty 24 hour usage in any office setting
- Permanent contact back (PCB) allows you to adjust the tilt of the back
- Asynchro mechanism provides free floating back, lockable seat & back
- Weight capacity 150kg
- BS 5459-2000+A2:2008



Pricing

Code		RRP
SXERGOB	Asynchro mech	£370

Camira Extreme Stocked Fabric



Black
BLK



Red
RED



Blue
BLU



Recycled polyester



Year guarantee



EN1021 1&2
BS 5852
Crib 5



SXERGOB-BLU



SXERGOB-RED

Mechanism



Gas lift adjustment



Back rake adjustment



Back height adjustment



Weight tension control

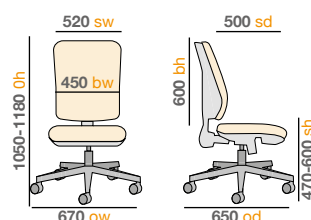


Lumbar support



Seat depth adjustment

Dimensions



Jota Ergo - Stocked Fabric Operator Chair



The Jota Ergo 24 hour task chair is built for constant use, with a host of ergonomic features that facilitate all-day comfort. Ideal for call centres, hospitals and other institutions that require round-the-clock support, the extra high back and adjustable arms of the Jota Ergo have been designed to increase user comfort and productivity, with a 3 lever mechanism, plenty of features and a stylish chrome base.

- Asynchro mechanism provides free floating, lockable back action
- CMHR high resilience, flexible foam seats for enhanced comfort
- High quality seating solution, designed with ergonomics in mind
- Weight capacity 150kg
- BS 5459-2000+A2:2008



Pricing

Code		RRP
JXERGOB	Asynchro mech	£350

Camira Extreme Stocked Fabric



Black
BLK



Red
RED



Blue
BLU



Recycled polyester



Year guarantee



EN1021 1&2
BS 5852
Crib 5

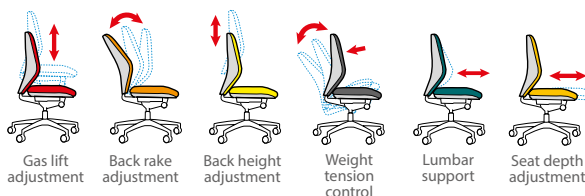


JXERGOB-RED

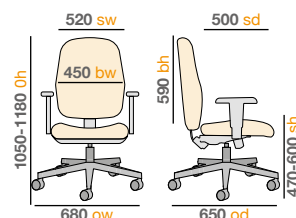


JXERGOB-BLK

Mechanism



Dimensions



STOCKED

FABRIC
TASK SEATING

Cornwall - Stocked Fabric Operator Chair



Cornwall is designed for durability making it perfect for high-intensity environments like call centres, healthcare or public services where chairs need to perform all day, every day. The waterfall seat, soft padded arms and sculptured back delivers ergonomic comfort all day long.

- Available in black or blue fabric
- Height adjustable, soft padded arms
- Ergonomic full back with waterfall seat
- Weight capacity 150kg
- EN 1335-1: 2000



Pricing

Code		RRP
CWL300K2	Adjustable arms	£325

Stocked Fabric



Black
K



Blue
B

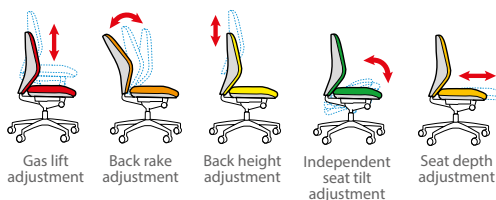


CWL300K2-B

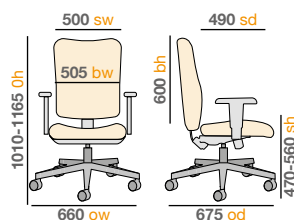


CWL300K2-B

Mechanism



Dimensions



Martinez - Stocked Fabric Operator Chair



Martinez provides beautiful contemporary styling making it a trendy option for managerial and boardroom seating. Features include a diagonally patterned, curved back available in a grey fabric and panel stitching which highlights the design, finished with chrome padded arms for a stunning looking executive chair.

- Chrome 5 star base with easy glide castors
- Stylish chrome arms with arm pads
- Optional glides supplied to convert to a boardroom chair
- Weight capacity 115kg

Pricing

Code	RRP
MAR50004-G Fixed arms	£279

Stocked Fabric

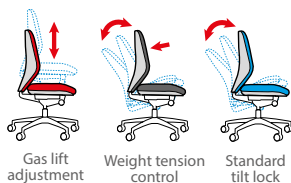


Grey

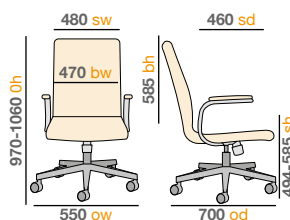


• Shown with optional glides

Mechanism



Dimensions



STOCKED

FABRIC
TASK SEATING

Senza - Stocked Fabric Operator Chair



SH43-000-RED


Comfort, reliability and affordability are the key attributes of the Senza operators chair with its curvaceous profile and vast array of options that deliver style as well as substance. Equipped with ergonomic features, a high fabric back and 4 arm options, this operators chair easily provides the comfort needed for a long day at work.

- Fabric back and padded seat for comfort and design
- Asynchro mechanism provides free floating back, lockable seat & back
- 5 star base available in black with black castors
- Weight capacity 150kg
- BS 5459-2000+A2:2008

Pricing

Code		RRP
SH40-000	No arms	£220
SH43-000	Fixed arms	£235
SH44-000	Adjustable arms	£270
SH46-000	Folding arms	£280

Camira Extreme Stocked Fabric



Recycled
polyester

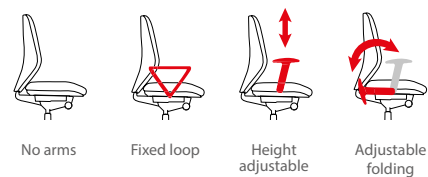


Year
guarantee



EN1021 1&2
BS 5852
Crib 5

Arm Options

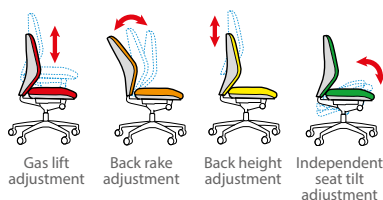


SH44-000-BLU

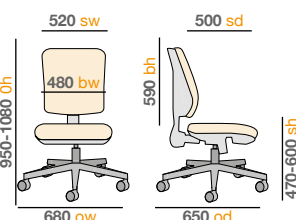


SH46-000-GRN

Mechanism



Dimensions



Jota - Stocked Fabric Operator Chair



JH46-000-BLU

Jota has a traditional oval shaped back design in a number of arm options, with high density seat and back foam for maximum user comfort. With so many adjustable settings, the Jota chair offers the ideal configuration for any hard-working professional, eliminating aches and pains associated with improper support

- High back operators chair with comfortable padded seat
- Asynchro mechanism provides free floating back, lockable seat & back
- 5 star base available in black with black castors
- Weight capacity 150kg
- BS 5459-2000+A2:2008

Pricing

Code		RRP
JH40-000	No arms	£205
JH43-000	Fixed arms	£220
JH44-000	Adjustable arms	£250
JH46-000	Folding arms	£265

Camira Extreme Stocked Fabric



Recycled
polyester



Year
guarantee

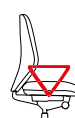


EN1021 1&2
BS 5852
Crib 5

Arm Options



No arms



Fixed loop



Height
adjustable



Adjustable
folding



JH44-000-GRN



JH43-000-BLK

Mechanism



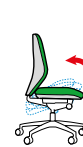
Gas lift
adjustment



Back rake
adjustment

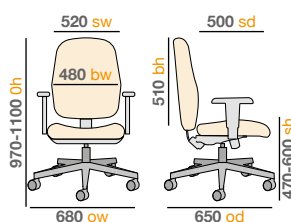


Back height
adjustment



Independent
seat tilt
adjustment

Dimensions



STOCKED

FABRIC
TASK SEATING

Sofia - Stocked Fabric Operator Chair



Supreme comfort and classic design come together in the Sofia operators chair. With a pneumatic lumbar pad for ultimate comfort and a waterfall seat to reduce stress on the user's knees by having a downward slope at the edge of the seat cushion, Sofia will help you through those long hours working at the office.

- Pneumatic lumbar pad for enhanced back support
- Adjustable nylon, soft padded arms
- Waterfall seat for increased comfort
- Weight capacity 115kg
- EN 1335-1: 2000

Pricing

Code		RRP
SOF300T1	Adjustable arms	£269

Stocked Fabric



Blue
B



Charcoal
C

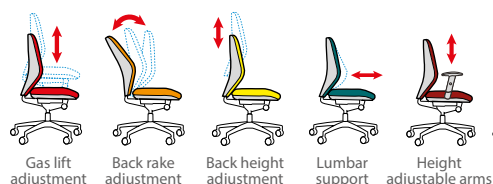


SOF300T1-B

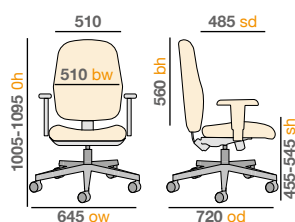


SOF300T1-B

Mechanism



Dimensions



Tuscan - Stocked Fabric Operator Chair



The Tuscan high back operators chair collection has a uniquely shaped back and headrest which ensures the chair adapts to the users back and provides just the right amount of comfort and support. Available fully upholstered in black or blue fabric. Tuscan has ample cushioning whilst retaining a modern pillow design with sleek contours.

- Stylish black or blue fabric with black frame and black base
- Built-in lumbar support for enhanced comfort
- Pivot arms with open section complements the head rest design
- Weight capacity 115kg

Pricing

Code		RRP
TUS300T1	Pivot arms	£245

Stocked Fabric



Black
K



Blue
B

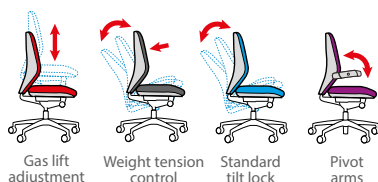


TUS300T1-K

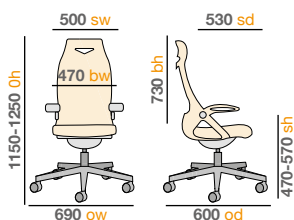


TUS300T1-K

Mechanism



Dimensions



STOCKED

FABRIC
TASK SEATING

Lucca - Stocked Fabric Operator Chair



Lucca is a fully upholstered chair which is ideal for manager's offices and front of house areas where design, style and function are a top priority. The adjustable lumbar, high back, moulded seat and back foam ensure comfort whilst the gun metal nylon base and arms present a modern design that adds a rich pop of colour to your work space.

- Adjustable lumbar support for enhanced comfort
- Gun metal nylon arms with upholstered padding
- Gun metal nylon base with 50mm easy glide castors
- Weight capacity 115kg



LUC300T1-B

Pricing

Code		RRP
LUC300T1	Fixed arms	£225

Stocked Fabric



Blue
B



Charcoal
C

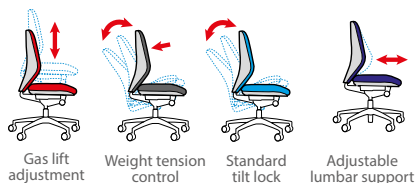


LUC300T1-C

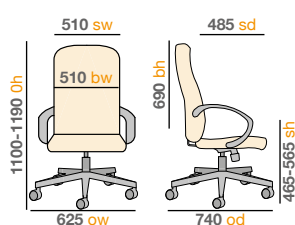


LUC300T1-C

Mechanism



Dimensions



Cavalier - Stocked Fabric Operator Chair



The Cavalier managers chair is a fabric chair in blue or charcoal, both carefully stitched and tufted for plush comfort and a most elegant look. The durable nylon 5 star base and easy glide castors offer maximum comfort and mobility for any office environment.

- Managers chair in blue or charcoal fabric with user weight tension control
- Stylish black frame, black base and black castors
- Thick padded seat and back also contribute to outstanding comfort
- Weight capacity 115kg

Pricing

Code		RRP
CAV300T1	Fixed arms	£178

Stocked Fabric



Blue
B



Charcoal
C



CAV300T1-B

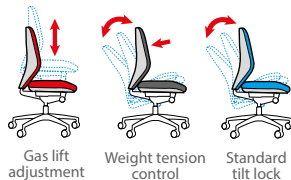


CAV300T1-C

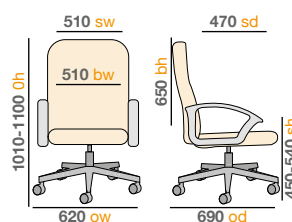


CAV300T1-C

Mechanism



Dimensions



STOCKED

FABRIC
TASK SEATING

Vantage 200 - Stocked Fabric Operator Chair



The Vantage 200 fabric chair is a highly versatile office chair suitable for a wide array of different tasks and applications. Designed for users who demand comfort and the ability to tailor functions to fit any environment, the Vantage 200 chair is the right choice for workstations, collaborative spaces, and everything in between.

- Fabric back task chair with upholstered seat
- Asynchro mechanism provides free floating back, lockable seat and back
- 3 lever mechanism allows for independent seat & back movement
- Weight capacity 115kg
- EN 1335-1:2000 / EN 1335-2:2009

Pricing

Code		RRP
V200-00	No arms	£150
V201-00	Fixed arms	£174
V202-00	Adjustable arms	£191

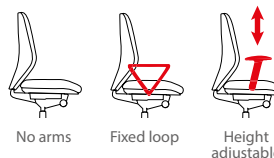
Stocked Fabric



Black
K

Blue
B

Arm Options



No arms

Fixed loop

Height adjustable



V201-00-K

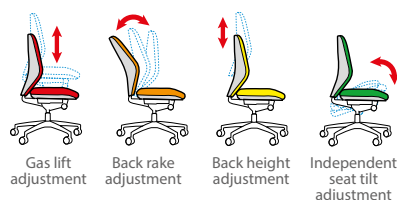


V200-00-K

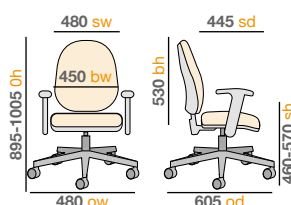


V201-00-B

Mechanism



Dimensions



Vantage 100 - Stocked Fabric Operator Chair



The Vantage 100 fabric chairs are comfortable and affordable, no-nonsense, task office chair which is a highly versatile and suitable for a wide range of different tasks and applications. Available from stock in multiple fabric finishes, the contoured seat, back height and back rake adjustment and adjustable seat height increase sitting ease for long periods of time.

- Fabric back task chair with upholstered seat
- Permanent contact back to adjust the tilt of the back rest or leave it free
- 5 fabric finishes available from stock
- Weight capacity 115kg
- EN 1335-1:2000 / EN 1335-2:2009

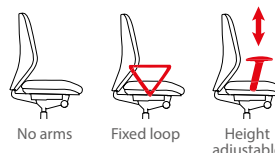
Pricing

Code		RRP
V100-00	No arms	£129
V101-00	Fixed arms	£158
V102-00	Adjustable arms	£178

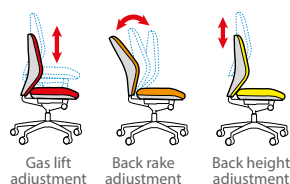
Stocked Fabric



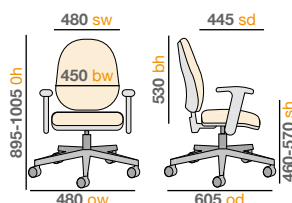
Arm Options



Mechanism



Dimensions



STOCKED

FABRIC
TASK SEATING

Bilbao Lumbar - Stocked Fabric Operator Chair



The Bilbao operators chair offers more choices than typical operator chairs with a sculptured foam seat, lumbar foam back support and multiple arm options to suit the preferences of office individuals, so you will struggle to find a more comfortable office chair, whilst maintaining a uniform look throughout the office.

- Upholstered fabric operators chair with lumbar support
- Sculptured foam seats for enhanced comfort
- Available with no arms, fixed arms or height adjustable arms
- Weight capacity 115kg

Pricing

Code		RRP
BILB1-L	No arms	£117
BIL308B1-L	Fixed arms	£146
BIL309B1-L	Adjustable arms	£165

Stocked Fabric



Black
K

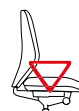


Blue
B

Arm Options



No arms



Fixed loop



Height adjustable

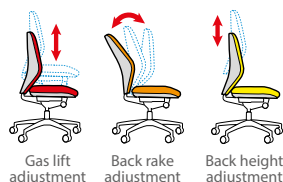


BIL309B1-L-B

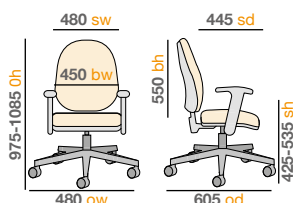


BILB1-L-B

Mechanism



Dimensions



Bilbao - Stocked Fabric Operator Chair



BIL309B1-B

Bilbao is an entry level operators chair with a free floating back, designed for a custom supportive fit that will suit any preference or body type. The gas lift, back height and tilt mechanism are all easily adjusted for enhanced comfort to help the user stay relaxed and maximise productivity throughout the working day.

- Free floating back, lockable with hand wheel
- Sculptured foam seats for enhanced comfort
- Available with no arms, fixed arms or height adjustable arms
- Weight capacity 115kg

Pricing

Code		RRP
BILB1	No arms	£111
BIL308B1	Fixed arms	£137
BIL309B1	Adjustable arms	£158

Stocked Fabric



Blue
B



Charcoal
C

Arm Options



No arms



Fixed loop



Height adjustable



BILB1-C



BIL308B1-C

Mechanism



Gas lift adjustment

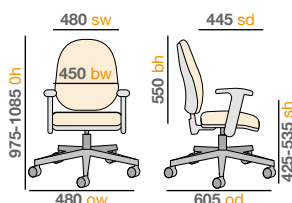


Back rake adjustment



Back height adjustment

Dimensions



STOCKED

FABRIC
TASK SEATING



Stocked Mesh Back Task & Operator Seating

These days it is not uncommon for people to sit for 8 or 9 hours a day at their desks without regular breaks, so it is imperative that office workers have a chair that is comfortable, improves productivity and offers great functionality when being sat down for long periods, but without having to compromise on style.



— DYNAMO ERGO —
Page 316



— DYNAMO —
Page 317



— GEMINI —
Page 318



— SWAY —
Page 319



— SENZA MESH —
Page 320



— JOTA MESH —
Page 321



— ARCADE —
Page 322



— TRAVIS —
Page 323



— ALTINO MESH —
Page 324



— ALTINO MESH —
Page 325



— SANDRO —
Page 326



— RONAN —
Page 327



— CURVA —
Page 328



— NAPIER —
Page 328



— TUSCAN MESH —
Page 329



— ORION —
Page 329



— SOLARIS —
Page 330



— DUFFY —
Page 330



— MILLER —
Page 331



— HALE —
Page 331



— TYLER —
Page 332



— AURORA —
Page 332



— JONAS —
Page 333



— TOTO —
Page 333

Dynamo Ergo - Stocked Mesh Back Operator Seating



DYNX300E1-C

The visually stunning Dynamo Ergo chair provides new levels of comfort and support that suit the ergonomic needs of each individual user. The foundation of the Dynamo Ergo chair is the robust chrome frame and base which adds immense strength, complemented with a breathable mesh seat and back for an exquisite seating experience.

- 24 hour ergonomic seating with adjustable arms and optional headrest
- Split back rest design with auto adjusting lumbar support
- Asynchro mechanism provides free floating back, lockable seat & back
- Weight capacity 150kg
- ANSI/BIFMA X5 1:2011 (Type I, III)



Pricing

Code		RRP
DYNX300E1-C	Without headrest	£722
DYNX301E1-C	With headrest	£774

Stocked Fabric



Mesh

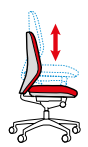


DYNX300E1-C



DYNX301E1-C

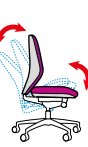
Mechanism



Gas lift adjustment



Lumbar support



Synchro seat & back tilt lockable options



Back height adjustment



Seat depth adjustment

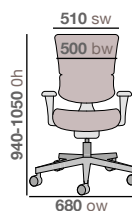


Weight tension control



Fully adjustable arms

Dimensions



• Additional 180mm for head rests

Dynamo - Stocked Mesh Back Operator Seating



The visually stunning Dynamo chair provides new levels of comfort and support that suit the ergonomic needs of each individual user. Dynamo has been designed for the modern, hard working office environment where ergonomic, mesh back posture seating is combined with contemporary styling with a black or white frame for an exciting seating experience.


- 24 hour ergonomic seating with fully adjustable arms
- Split back rest design with auto adjusting lumbar support
- Asynchro mechanism provides free floating back, lockable seat & back
- Weight capacity 150kg
- ANSI/BIFMA X5 1:2011 (Type I, III)



Pricing

Code		RRP
DYN300K2-WH	White frame	£464
DYN300K2-K	Black frame	£464

Stocked Fabric



Black airmax seat with black mesh back



DYN300K2-WH

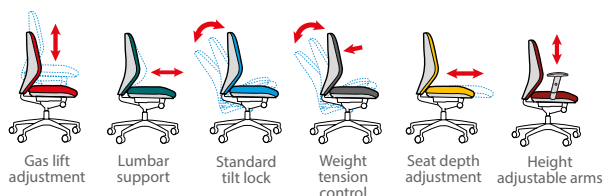


DYN300K2-K

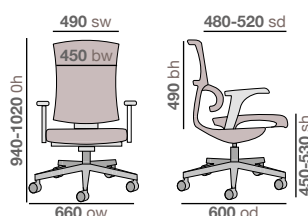


DYN300K2-K

Mechanism



Dimensions



STOCKED

MESH BACK
TASK SEATING

Gemini - Stocked Mesh Back Operator Seating




Gemini is the perfect chair for those who spend hours sitting at the computer, with adjustable arms and a padded headrest that can be locked in as well as the lumbar support. Constructed with a breathable mesh fabric material, this stunning office chair can be adjusted to many positions to suit the unique requirements of the user.

- Fully adjustable arms, optional padded head rest
- Black air mesh seat with designer black mesh back
- Chrome base with 65mm black nylon castors
- Weight capacity 115kg
- EN 1335-1:2000 / EN 1335-2:2009

Pricing

Code		RRP
GEM300K2	No arms	£387
GEM301K2	Adjustable arms	£433
GEM302K2	Arms & headrest	£459

Stocked Fabric



Black air mesh seat with black mesh back

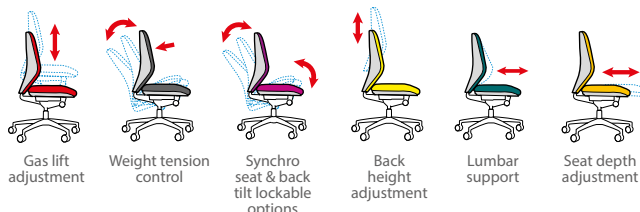


GEM301K2

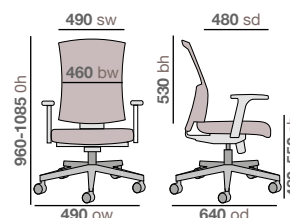


GEM300K2

Mechanism



Dimensions



Back height excludes optional headrest

Sway - Stocked Mesh Back Operator Seating



The Sway operator chairs provides harmony between form and function and may be the most comfortable office chair that you can sit in due to the ergonomic design of the V-shaped back which allows easy adjustment according to your sitting position. Sway is all about encouraging movement, with a unique dynamic mechanism that allows for side-to-side movement, which helps users with twisting into unnatural positions to grab something that is just out of reach.

- Provides back support for numerous positions to alleviate back pain
- Offers a high level of comfort and dynamic support for the body
- Light grey frame with black fabric seat and breathable mesh back
- Flexibility built in with advanced ergonomics and stylish, edge details

Pricing

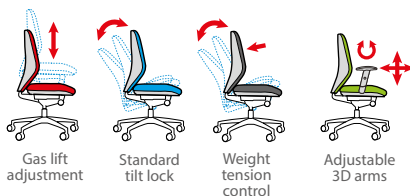
Code	RRP
SWY300K2-G 3D adjustable arms	£350

Stocked Fabric

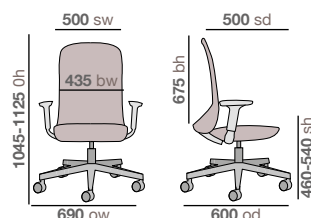


Lateral back movement

Mechanism



Dimensions



STOCKED

MESH BACK
TASK SEATING

Senza Mesh - Stocked Mesh Back Operator Seating



SM44-000-GRN


Comfort, reliability and affordability are the key attributes of the Senza operators chair with its curvaceous profile and vast array of options that deliver style as well as substance. Equipped with ergonomic features, a high mesh back and padded fabric seat. This operators chair easily provides the comfort needed for a long day at work.

- Breathable mesh back and padded seat for comfort and design
- Asynchro mechanism provides free floating back, lockable seat & back
- 5 star base available in black with black castors
- Weight capacity 150kg
- EN 1335-1:2000 / EN 1335-2:2009

Pricing

Code		Stocked
SM40-000	No arms	£240
SM43-000	Fixed arms	£265
SM44-000	Adjustable arms	£290
SM46-000	Folding arms	£310

Camira Extreme Stocked Fabric



Recycled
polyester



Year
guarantee

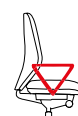


EN1021 1&2
BS 5852
Crib 5

Arm Options



No arms



Fixed loop



Height
adjustable



Adjustable
folding



SM46-000-BLU



SM40-000-BLK

Mechanism



Gas lift
adjustment



Back rake
adjustment

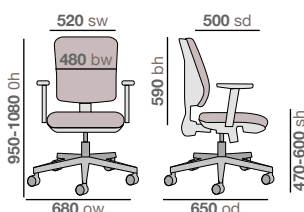


Back height
adjustment



Independent
seat tilt
adjustment

Dimensions



Jota Mesh - Stocked Mesh Back Operator Seating



VMH12-000-RED


The Jota Mesh operators chair has a sleek design, multiple features and allows the user to enjoy the modern design without compromising on good ergonomic support. Available as an operator chair or a draughtsmans chair, The 2 lever Jota Mesh has a breathable, curved mesh back for increased ventilation, complemented by an upholstered seat for added comfort.

- Mesh back task chair with upholstered seat
- Permanent contact back to adjust the tilt of the back rest or leave it free
- Available with no arms, fixed arms or height adjustable arms
- Weight capacity 150kg
- EN 1335-1:2000 / EN 1335-2:2009

Pricing

Code		Stocked
VMH10-000	No arms	£190
VMH11-000	Fixed arms	£205
VMH12-000	Adjustable arms	£225

Camira Extreme Stocked Fabric



Black
BLK

Red
RED

Blue
BLU

Green
GRN



Recycled
polyester



Year
guarantee

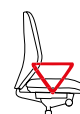


EN1021 1&2
BS 5852
Crib 5

Arm Options



No arms



Fixed loop



Height
adjustable

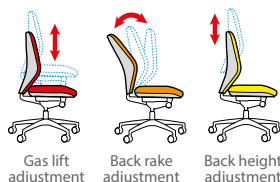


VMH10-000-BLU



VMH12-000-BLK

Mechanism




Gas lift
adjustment

Back rake
adjustment

Back height
adjustment

Dimensions



STOCKED

MESH BACK
TASK SEATING

Arcade - Stocked Mesh Back Operator Seating




The design of the Arcade chair draws inspiration from classical yoga positions to make sitting an enjoyable experience at work. The black mesh back complements the light grey frame perfectly and the adjustable lumbar support keeps the user's back in contact with the back of the chair at all times whilst providing support for numerous positions, which means it can alleviate back pain caused by a poor posture.

- Great looking chair that fits anywhere you need a place to sit
- Fixed for comfort with advanced ergonomics and stylish edge details
- Available with chrome 5 star base and modern grey frame
- Combination of Black and light grey colour livens up the workspace

Pricing

Code		RRP
ARC300T1-G	Adjustable arms	£250

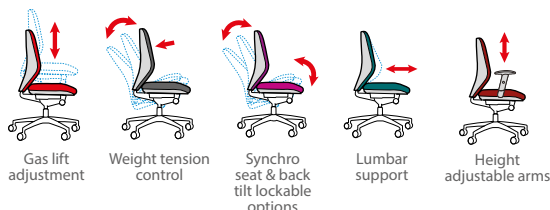
Stocked Fabric



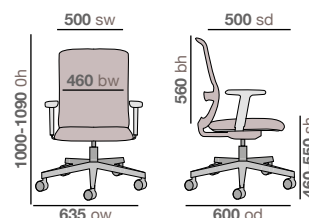
Black fabric seat with black mesh back



Mechanism



Dimensions



Travis - Stocked Mesh Back Operator Seating



The Travis mesh back operators chair has a sleek design, multiple features and allows the user to enjoy the modern design without compromising on good ergonomic support. The adjustable lumbar support provides the exact amount of back support customised for each individual user, with cushions that contour naturally around your lower body, and a breathable mesh back to keep you comfortable no matter how long you sit.

- Seating comfort and a strong visual identity
- Grey air mesh seat with a matching, designer grey mesh back
- Permanent contact back adjusts the back tilt rest, or leave it floating
- Mesh back is ideal for allowing air to flow through the chair

Pricing

Code		RRP
TVS300T1-K	Adjustable arms	£200

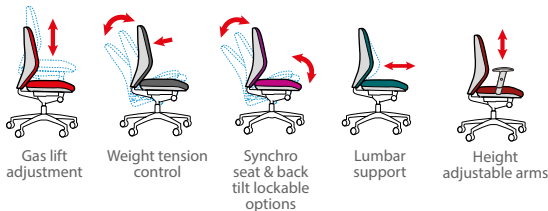
Stocked Fabric



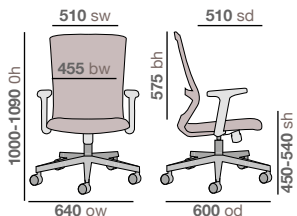
Grey air mesh seat with grey mesh back



Mechanism



Dimensions



STOCKED

MESH BACK
TASK SEATING

Altino Mesh - Stocked Coloured Mesh Operator Seating



AFC12-000-GRN/GRN


This colourful version of the best-selling Altino operator chair features a well-padded fabric seat with a matching mesh back in 3 popular colours. The mesh fabric helps keep users cool and relaxed throughout the day with superior breathability generated by the mesh material, which helps air to circulate between your back and the chair, in addition to injecting a bit of colour, fun and design into the office environment.

- Mesh back task chair with matching fabric seats
- Permanent contact back to adjust the tilt of the back rest or leave it free
- Available with no arms, fixed loop arms or height adjustable arms
- Weight capacity 130kg
- EN 1335-1:2000 / EN 1335-2:2009

Pricing

Code		RRP
AFC10-000	No arms	£240
AFC11-000	Fixed arms	£265
AFC12-000	Adjustable arms	£290

Camira Extreme Stocked Fabric



Red
RED/RED

Blue
BLU/BLU

Green
GRN/GRN



Recycled
polyester

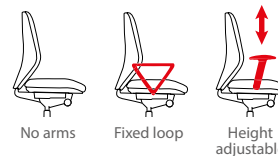


Year
guarantee



EN1021 1&2
BS 5852
Crib 5

Arm Options



No arms

Fixed loop

Height
adjustable

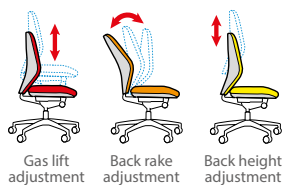


AFC10-000-RED/RED



AFC11-000-BLU/BLU

Mechanism

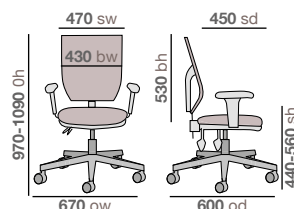


Gas lift
adjustment

Back rake
adjustment

Back height
adjustment

Dimensions



Altino Mesh - Stocked Mesh Back Operator Seating



AH12-000-RED


With its clean, modern styling, Altino is guaranteed to provide a contemporary feel to any office environment, due to the multi functions and ergonomic design of the chair. The sculptured moulded foam seat combines with the breathable slimline mesh back to keep users cool and comfortable in any office or meeting environment.

- Mesh back task chair and matching visitor chair
- Permanent contact back to adjust the tilt of the back rest or leave it free
- Available with no arms, fixed loop arms or height adjustable arms
- Weight capacity 150kg
- EN 1335-1:2000 / EN 1335-2:2009

Pricing

Code		RRP
AH10-000	No arms	£196
AH11-000	Fixed arms	£212
AH12-000	Adjustable arms	£232

Camira Extreme Stocked Fabric



Recycled
polyester

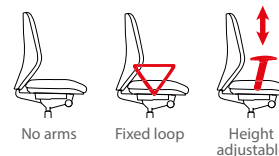


Year
guarantee



EN1021 1&2
BS 5852
Crib 5

Arm Options

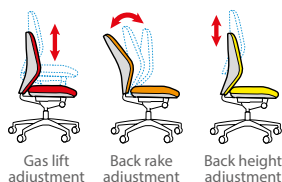


AH10-000-BLU

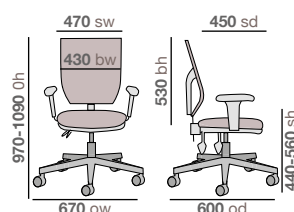


AH11-000-BLK

Mechanism



Dimensions



STOCKED

MESH BACK
TASK SEATING

Sandro - Stocked Mesh Back Operator Seating




Sandro represents the modern style of mesh seating offering a refinement of function, comfort and style. The air mesh fabric waterfall seat, chrome detailing and stylish mesh back design make it a perfect fit for offices and workstations where users can sit in comfort for long periods.

- Asyncho mechanism provides free floating back, lockable
- Black deep padded air mesh fabric seat with waterfall front
- Black mesh back with adjustable lumbar and head rest
- Weight capacity 150kg

Pricing

Code	RRP
SND300K2-K Adjustable arms	£305

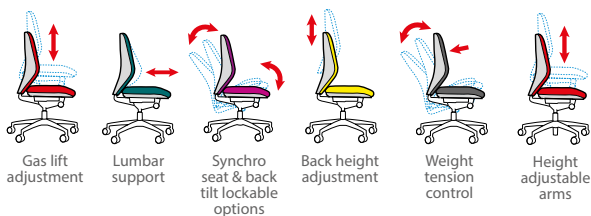
Stocked Fabric



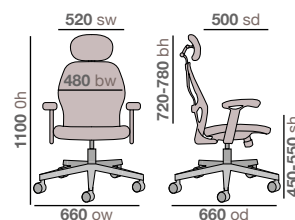
Black air mesh seat with black mesh back



Mechanism



Dimensions



Ronan - Stocked Mesh Back Operator Seating



The Ronan high mesh back operator chairs are a stylish and practical solution for both meeting and office use. Available with a black 5 star base and castors. Ronan utilises a combination of fabric and breathable mesh in its construction making this chair extremely comfortable for long hours of sitting, especially in the warmer months.

- Mesh back task chair with a chunky padded seat and fixed arms
- Stocked in blue and black with a black mesh back
- Weight tension control with adjustable lumbar support
- Weight capacity 110kg

Pricing

Code		RRP
RON300T1	Fixed arms	£258

Stocked Fabric



Blue fabric
B



Black fabric
K



RON300T1-B

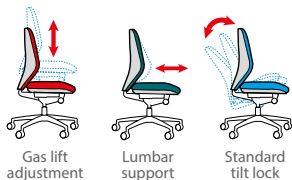


RON300T1-K

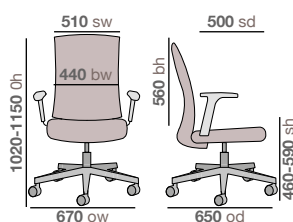


RON300T1-K

Mechanism



Dimensions



STOCKED

MESH BACK
TASK SEATING

Curva - Stocked Mesh Back Operator Seating



The Curva high back executive mesh chair has been designed with a sculptured moulded foam seat and breathable mesh back to keep users cool and comfortable. Aesthetics, form and function are merged seamlessly in the Curva ergonomic executive chair which is ideal for users who sit at a desk for most of the day.

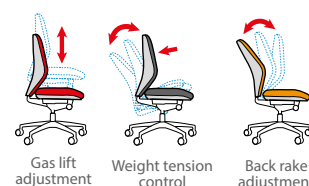
- 2 lever tilt and lock mechanism
- Head rest and padded pivot arms
- Chrome 5 star base with easy-glide castors
- Weight capacity 110kg

Pricing

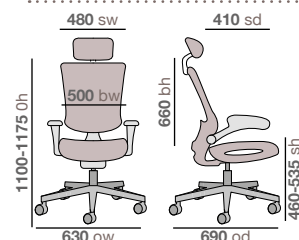
Code		RRP
CUR300T1	Pivot arms	£299



Mechanism



Dimensions



Stocked Fabric



Black mesh seat/back

Napier - Stocked Mesh Back Operator Seating



The Napier operator chair provides exceptional back support through their open mesh-back construction and steel frame. The designer mesh seat, pivot arms and padded arm pads offer responsive movement and immediate comfort for collaborative work spaces, and the Napier chair performs well in a wide variety of applications including, but not limited to task, administrative and meetings.

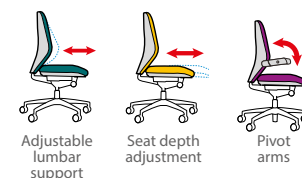
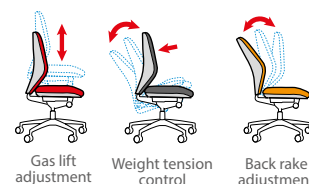
- Black mesh back task chair with adjustable pivot arms
- 3 adjustment levers with cable operated mechanism
- Seat slide with adjustable lumbar support for comfort
- Weight capacity 110kg

Pricing

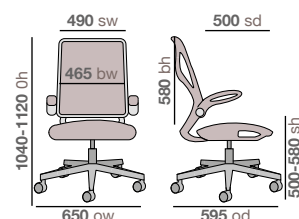
Code		RRP
NAP300T1	Pivot arms	£299



Mechanism



Dimensions



Stocked Fabric



Black mesh

Tuscan - Stocked Mesh Back Operator Seating



The Tuscan high back operators chair collection has a uniquely shaped back and headrest which ensures the chair adapts to the users back and provides just the right amount of comfort and support. Available with a breathable black mesh back, Tuscan has ample cushioning whilst retaining a modern pillow design with sleek contours.

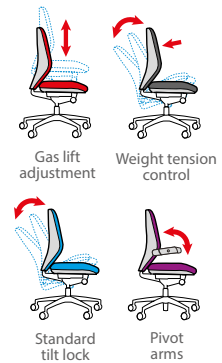
- Stylish mesh with black frame and black base
- Built-in lumbar support for enhanced comfort
- Pivot arms with open section complements the head rest
- Weight capacity 115kg

Pricing

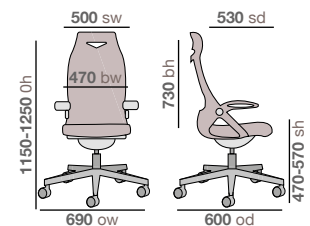
Code **Stocked**
TUS300T1 Pivot arms **£202**




Mechanism



Dimensions



Stocked Fabric



Black mesh with black fabric seat

Orion - Stocked Mesh Back Operator Seating



The Orion fabric mesh operators chair has been ergonomically designed for healthy seating and wellbeing. Suitable for any work space, Orion has new style pivot arms and an injection moulded back with mesh upholstery to keep the user well supported, comfortable and energising the body and circulation throughout the day.

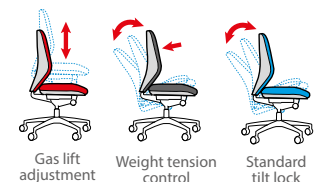
- Stylish pivot arms
- Black 5 star base with 50mm castors
- Black air mesh seat with black mesh back
- Weight capacity 115kg

Pricing

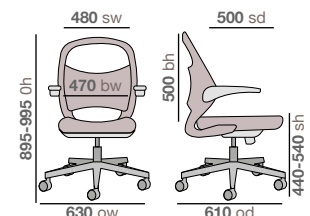
Code **Stocked**
ORN300T1-K Pivot arms **£202**



Mechanism



Dimensions



Stocked Fabric



Black air mesh seat with black mesh back

STOCKED

MESH BACK
TASK SEATING

Solaris - Stocked Mesh Back Operator Seating



The Solaris mesh back operators chair has a stylish injection moulded back with breathable mesh and a sculptured lumbar adjustment, which allows the user to sit with optimal comfort and personalised support. Its ergonomic design promotes circulation, which can increase energy and improve productivity in the workplace.

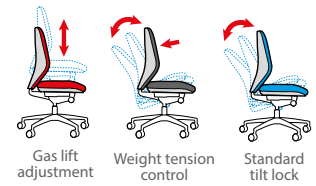
- Contemporary black mesh back chair with fixed arms
- Integral head rest design which is adjustable on a pivot
- Weight tension control with locking tilt lock
- Weight capacity 110kg

Pricing

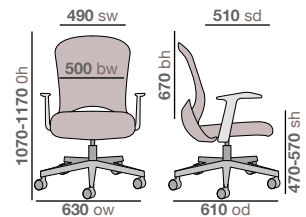
Code SOL300T1-K **Fixed arms** **RRP** £186



Mechanism




Dimensions



- Headrest 140mm

Stocked Fabric



Black air mesh seat with black mesh back

Duffy - Stocked Mesh Back Operator Seating



Duffy is a well-designed office chair that is proof that ergonomic and affordable are not mutually exclusive. The completely mesh back is ideal for allowing air to flow through the chair, keep your temperature regular and to stop things getting too sweaty. Smart looks and simplistic design are the orders of the day here, and the Duffy chair with its fixed pointing arms and pleasingly curved back, does well on both these accounts.

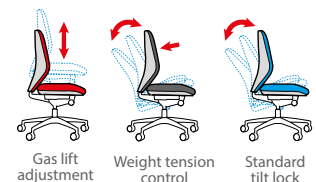
- Contemporary mesh back chair with black fabric seat pad
- Swivel tilt mechanism with adjustment, tilting back and lock
- Stable five-star nylon base comes with, easy glide castors
- Curved mesh back offers lumbar support

Pricing


Code DFY300T1-K **Fixed arms** **RRP** £170



Mechanism



Dimensions



Stocked Fabric



Black mesh seat/back

Miller - Stocked Mesh Back Operator Seating



This basic office chair sports a contoured mesh back that provides maximum breathability, so you won't have to worry about sweating through your shirt after a long day of sitting in your office chair. Miller has a minimalist design, with a contoured seat cushion for maximum comfort and fabric upholstery ensuring it's easy to clean. Seat depth, tilt tension, and height adjustments offer a fair amount of customisation for the reasonable price.

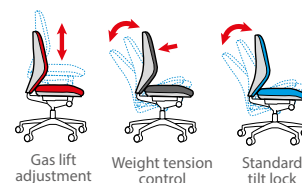
- Contemporary black mesh back chair with fixed arms
- Black fabric seat with chrome 5 star base
- Gas lift adjustment with weight tension control
- Single lever tilt and lock mechanism

Pricing

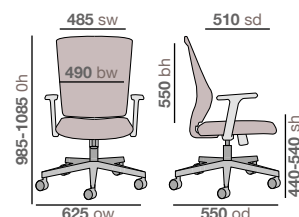
Code	Fixed arms	RRP
MIL300T1-K		£170



Mechanism



Dimensions



Stocked Fabric



Hale - Stocked Mesh Back Operator Seating



The Hale mesh back operator chair is perfect for someone who is looking for an office chair with all the important basic features, and at a reasonable price. This chair allows you to adjust for height and seat angle with simple controls, as well as tilt-back control, to make you as comfortable as possible as easily as possible. The black mesh back is breathable for long sessions at the desk, and the padded cushion seat feels sturdy, yet soft.

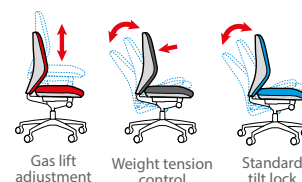
- Contemporary mesh back operator chair with black fabric seat
- Five star base in chrome with easy glide castors
- Gas lift adjustment with weight tension control
- Integrated fixed arms in black to match chair frame

Pricing

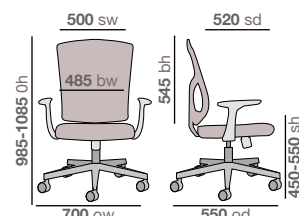
Code	Fixed arms	RRP
HAL300T1-K		£170



Mechanism



Dimensions



Stocked Fabric



STOCKED

MESH BACK
TASK SEATING

Tyler - Stocked Mesh Back Operator Seating



Tyler is an infinitely stylish, contemporary mesh back task chair that offers an executive feel in the constraints of a task chair. The chair comes with a modern white frame and integrated fixed arms with a contrasting black fabric seat pad, and the five-star steel curved base comes as standard in a white finish.

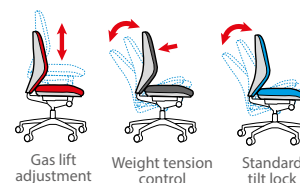
- Contemporary mesh back operator chair, black fabric seat pad
- Stylish angular integrated fixed arms in white
- Gas lift adjustment with weight tension control
- Weight capacity 115kg

Pricing

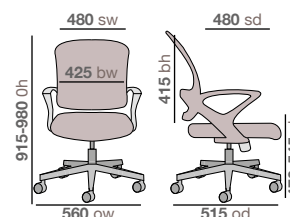
Code		RRP
TYL-300T1	Fixed arms	£155



Mechanism



Dimensions



Stocked Fabric



Black air mesh seat with black mesh back

Aurora - Stocked Mesh Back Operator Seating



The Aurora high back mesh operators chair with black PU headrest is a real statement piece. Designed with durability and comfort in mind with an internal steel frame and deep padded black air mesh seat, Aurora enjoys an ultra contemporary design to style any office or workstation.

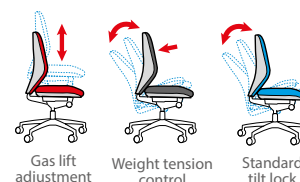
- High back mesh chair with internal steel frame
- Black air mesh seat with black mesh back and fabric headrest
- Five star base with 50mm easy glide castors
- Weight capacity 115kg

Pricing

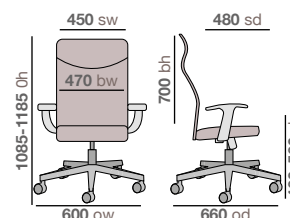
Code		RRP
AUR300T1-K	Fixed arms	£154




Mechanism



Dimensions



Stocked Fabric



Black air mesh seat with black mesh back

Jonas - Stocked Mesh Back Operator Seating



If you're looking for a no frills ergonomic office chair that's built to last and with decent back support, then you simply can't go wrong with the Jonas operators chair. Although this office chair has a minimalist design, it remains a stylish option for your home or workspace, and it's still sure to be comfortable thanks to its mesh back keeping the sweat off you, and a one touch control affecting seat height adjustment and tilt controls.

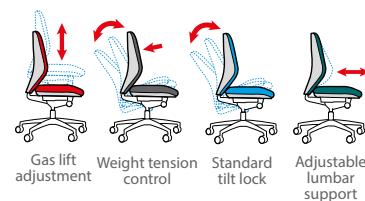
- Contemporary mesh back operator chair with black fabric seat
- Five star base in black with easy glide castors
- Integrated fixed arms in black to match chair frame
- Gas lift adjustment with weight tension control

Pricing

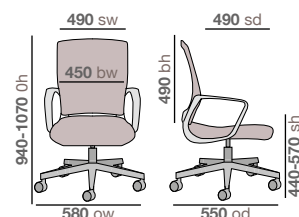
Code		RRP
JNS300T1-K	Fixed arms	£150




Mechanism



Dimensions



Stocked Fabric



Toto - Stocked Mesh Back Operator Seating



Not only does this office chair's mesh back keep you cool, it is also designed with contours that cup your spine for optimal lumbar support. If you work long hours, then this feature will enable you to sit comfortably for longer periods of time. The gently curved backrest on the Toto operator chair follows the shape of your spine nicely, and the mesh material allows ventilation even after prolonged contact.

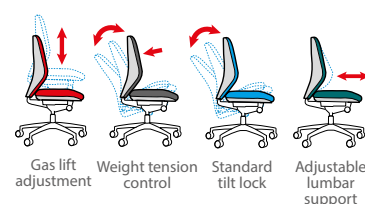
- Contemporary black mesh back chair with fixed arms
- Black fabric seat with black 5 star base
- Gas lift adjustment with weight tension control
- Single lever tilt and lock mechanism

Pricing

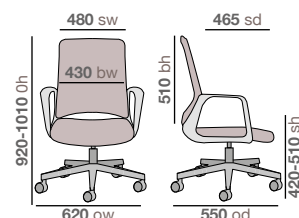
Code		RRP
TOT300T1-K	Fixed arms	£150



Mechanism



Dimensions



Stocked Fabric



STOCKED

MESH BACK
TASK SEATING



Stocked Leather Executive Seating

Company executives and managers are typically incredibly busy people that have to work at their desk for long periods, and good executive seating needs to provide support to the whole body to work with as little discomfort as possible, whilst at the same time playing an important role in the décor of the interior.



DYNAMO ERGO
Page 336



FRANKLIN
Page 337



FLORENCE
Page 338



ZEUS
Page 339



BARI
Page 340



ODESSA
Page 341



PALERMO
Page 341



DERBY
Page 342



JENSEN
Page 342



CATANIA
Page 343



MARTINEZ
Page 343



NOBLE
Page 344



TUSCAN
Page 344



SOMERSET
Page 345



NANTES
Page 345



KING
Page 346



HERTFORD
Page 346



CAVALIER
Page 347



ASCONA
Page 347

Dynamo Ergo - Stocked Leather Seating



The visually stunning Dynamo Ergo chair provides new levels of comfort and support that suit the ergonomic needs of each individual user. The foundation of the Dynamo Ergo chair is the robust chrome frame and base which adds immense strength, complemented with a luxurious bonded leather seat and back for an exquisite seating experience.

- 24 hour ergonomic seating with adjustable arms and optional headrest
- Split back rest design with auto adjusting lumbar support
- Asynchro mechanism provides free floating back, lockable seat & back
- Weight capacity 150kg
- ANSI/BIFMA X5 1:2011 (Type I, III)



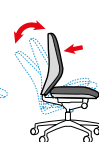
Pricing

Code		RRP
DYNX400E1-C	Without headrest	£774
DYNX401E1-C	With headrest	£825

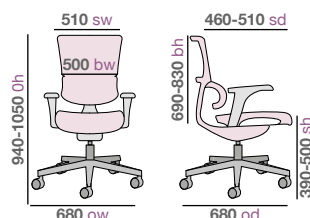
Stocked Finish



Mechanism



Dimensions



• Additional 180mm for head rests

Franklin - Stocked Leather Seating



Franklin is a deluxe high back executive chair which has a professional, contemporary style whilst promoting correct posture. The sculptured seat cushion alleviates the pressure on lower legs and knees while seated and the fully adjustable arms, headrest and triple paddle mechanism easily provide the comfort needed for a long day at the office.

- Ergonomic padded seat and back for enhanced comfort
- Head rest and lumbar support
- Chrome 5 star base with twin wheel hooded easy glide castors
- Weight capacity 150kg
- BS 5459-2000+A2:2008



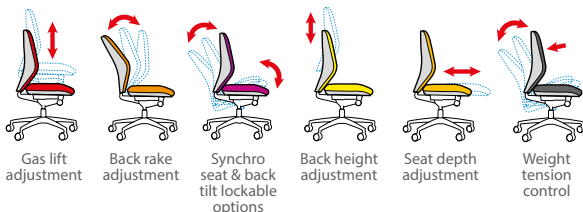
Pricing

Code		RRP
FRA400K2	24hr managers chair	£459

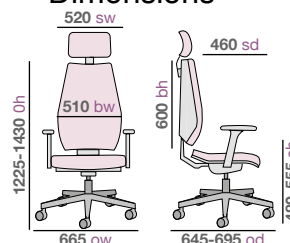
Stocked Finish



Mechanism



Dimensions



STOCKED

LEATHER
EXEC SEATING

Florence - Stocked Leather Seating



Inspired by Italian design, Florence features black faux leather on all seating surfaces and a polished chrome base and arms which complement the leather nicely. Besides looking stunning, the Florence chair also has several ergonomic features including sculptured lumbar support and a deep padded seat and back for enhanced comfort working for long periods.

- Chrome 5 star base with easy glide castors
- Deep padded seat and back with upholstered padded arm rests
- Sculptured lumbar support for enhanced comfort
- Weight capacity 115kg

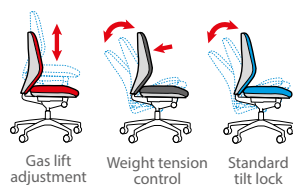
Pricing

Code		RRP
FLO300T1	Chrome frame	£436

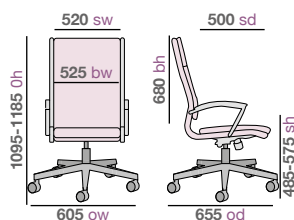
Stocked Finish



Mechanism



Dimensions



Zeus - Stocked Leather Seating



ZEU300K2

Zeus is a dual purpose chair which is designed for both style conscious executives and for challenging 24 hour environments that require added comfort and durability. Available in black faux leather in high back and medium back variants, Zeus has a triple paddle multi-functional mechanism and represents the executive standard in seating.

- 3 lever multi-functional mechanism
- Certified to EN5459 and tested to contract use
- Soft padded height adjustable arms
- Weight capacity 150kg
- BS 5459-2000+A2:2008



Pricing

Code		RRP
ZEU300K2	High back	£423
ZEU200K2	Medium back	£351

Stocked Finish

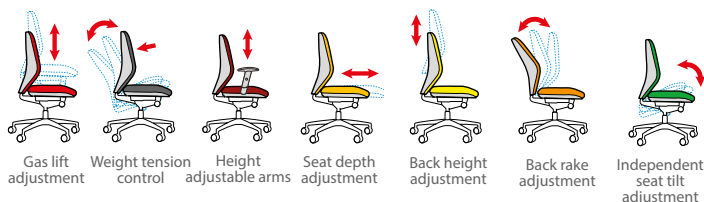


ZEU200K2

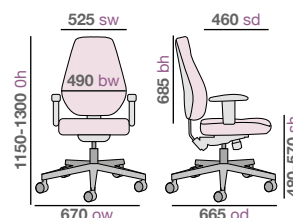


ZEU200K2

Mechanism



Dimensions



Medium - back height 560mm

STOCKED

LEATHER
EXEC SEATING

Bari - Stocked Leather Seating



The Bari executive chair is perfect for adding a touch of style to your office or conference room. The contemporary black ribbed faux leather faced design has a high back that will add some much needed comfort to employees and visitors, with chrome arms and a chrome base that will always look sleek and stylish.

- Black faux leather executive chair with matching visitor chair
- Contemporary design with chrome 5 star base
- Gas height adjustable with users weight tension control
- Weight capacity 120kg

Pricing

Code		RRP
BARI300T1	High back	£350
BARI200T1	Medium back	£269

Stocked Finish

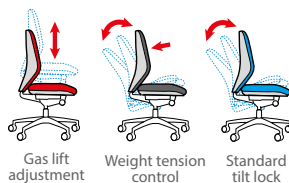


BARI200T1

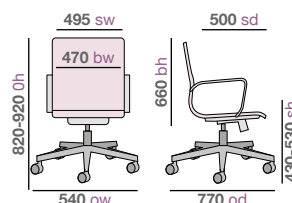


BARI200T1

Mechanism



Dimensions



Medium - back height 460mm

Odessa - Stocked Leather Seating



With a high back and sleek modern design, the Odessa faux leather managers chair will help executives get the respect they deserve when conducting meetings or interviewing candidates. For some added flair, the chrome base of this managers chair has an attractive contrast to the well-padded black seat and adjustable arms.

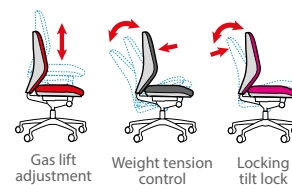
- Double padded seat for enhanced comfort
- Chrome 5 star base with twin wheel hooded castors
- Height adjustable arms and padded head rest
- Weight capacity 120kg

Pricing

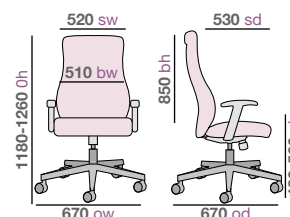
Code		RRP
ODE300T1	Executive chair	£336



Mechanism



Dimensions



Stocked Finish



Palermo - Stocked Leather Seating



Palermo is a luxurious leadership chair that combines comfortable double padding with classic faux leather seating available in black or grey. With its contemporary design, lumbar support and stylish arms with silver trim, Palermo is the seat of comfort for the head of a boardroom conference table or the corner office.

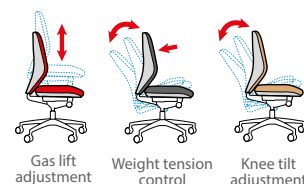
- Double padded seat for enhanced comfort
- Head rest and lumbar support
- Silver nylon base with black trim
- Weight capacity 115kg

Pricing

Code		RRP
PAL300K2	Black faux leather	£303
PAL300K2-G	Grey faux leather	£303



Mechanism



Dimensions



Stocked Finish



STOCKED

LEATHER
EXEC SEATING

Derby - Stocked Leather Seating



The Derby high back executive and visitors chair is an ideal solution for any professional environment, upholstered in a black faux leather finish with mesh side panels to aid ventilation throughout the working day. The waterfall seat and contoured back provide top ergonomic support, easing stress at crucial points like the neck, back and knees.

- Black faux leather executive chair with leather padded arms
- Raised chrome 5 star spider base with black castors
- Weight tension control with standard tilt lock
- Weight capacity 115kg

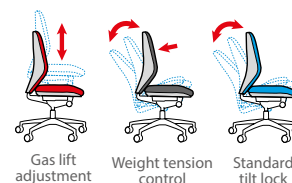
Pricing

Code
DER300T1-BLK Black leather

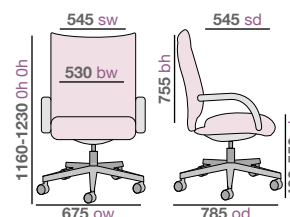
RRP
£303



Mechanism



Dimensions



Stocked Finish



Jensen - Stocked Leather Seating



Jensen is a managers chair inspired by racing car seats and specially designed to be used when working at a desk for long periods of time. Supporting the natural S-curve of your back whilst holding the user in the chair for comfort, with the high back for additional head support, adjustable back and padded arm rests.

- Ergonomic black and red padded seat and back
- Head rest and lumbar support for enhanced comfort
- Silver nylon 5 star base with black trim
- Weight capacity 110kg

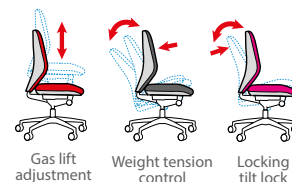
Pricing

Code
JEN300T1 Black & red leather

RRP
£299



Mechanism



Dimensions



Stocked Finish



Red trim

Catania - Stocked Leather Seating



Catania is the ultimate statement piece for the workplace. Boasting an abundance of deep fluted foam padding and folds of brown leather, the Catania managers chair bulges with support padding on the back, seat and arms which complement the waterfall seat design allowing the user to comfortably complete their work.

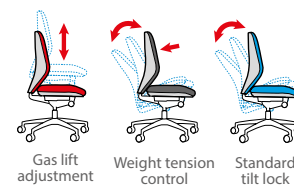
- Gun metal nylon 5 star base with black trim
- Waterfall seat design for increased comfort
- Gun metal arms with upholstered padding
- Weight capacity 115kg

Pricing

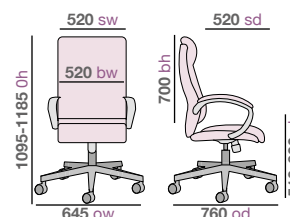
Code		RRP
CAT300T1	Brown leather	£279



Mechanism



Dimensions



Stocked Finish



Martinez - Stocked Leather Seating



Martinez provides beautiful contemporary styling making it a trendy option for managerial and boardroom seating. Features include a diagonally patterned, curved back available in a black leather and panel stitching which highlights the design, finished with chrome padded arms for a stunning looking executive chair.

- Chrome 5 star base with easy glide castors
- Stylish chrome arms with arm pads
- Optional glides supplied to convert to a boardroom chair
- Weight capacity 115kg

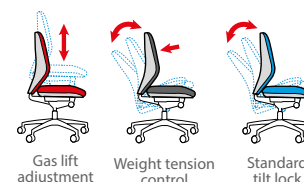
Pricing

Code		RRP
MAR50004	Black leather	£279

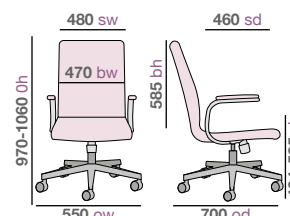


MAR50004
• Shown with optional glides

Mechanism



Dimensions



Stocked Finish



STOCKED

LEATHER
EXEC SEATING

Noble - Stocked Leather Seating



Noble is a black faux leather, high back managers chair that is designed for comfort with a look that would fit any workplace. The swivel base and high back on this executive office chair offer maximum comfort and mobility for any office and the gas lift adjustable seat features thick padding covered in soft and supple bonded leather.

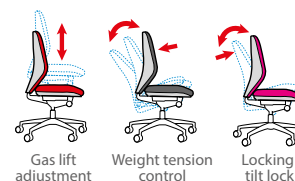
- Black faux leather executive chair and matching visitor chair
- Contemporary design with 5 star base
- Gas height adjustable with users weight tension control
- Weight capacity 115kg

Pricing

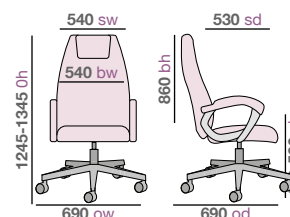
Code		RRP
NBO300T1	Managers chair	£245



Mechanism



Dimensions



Stocked Finish



Tuscan - Stocked Leather Seating



The Tuscan high back managers chair collection has a uniquely shaped back and headrest which ensures the chair adapts to the users back and provides just the right amount of comfort and support. Available black leather faced, Tuscan has ample cushioning whilst retaining a modern pillow design with sleek contours.

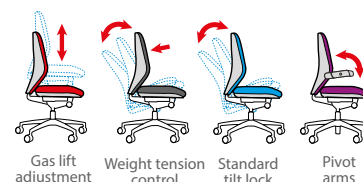
- Stylish black leather with black frame and black base
- Built-in lumbar support for enhanced comfort
- Pivot arms with open section and head rest design
- Weight capacity 115kg

Pricing

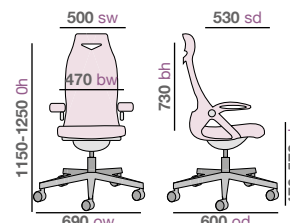
Code		RRP
TUS300T1-BLK	Managers chair	£245



Mechanism



Dimensions



Stocked Finish



Somerset - Stocked Leather Seating



The Somerset executive chair features a high back with headrest and a stylish black leather faced finish for a bold appearance. Somerset is designed for long work sessions with supreme padding, a pronounced lumbar and waterfall seat design that lets you take care of business in comfort.

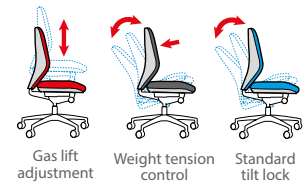
- Chrome spider base with twin wheel hooded castors
- Waterfall seat design for increased comfort
- Chrome arms with upholstered arm rests
- Weight capacity 115kg

Pricing

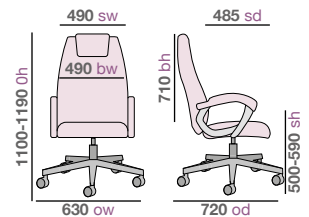
Code		RRP
SOM300T1	Managers chair	£237



Mechanism



Dimensions



Fabric



Nantes - Stocked Leather Seating



The Nantes chair is the ideal accompaniment to the workplace or managers office with its black faux leather stylish profile. Featuring a breathable mesh and back side panel, Nantes also has a deep seat, a padded back and upholstered arms that will ensure the users is supremely comfortable while they work.

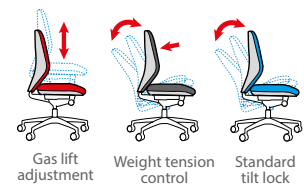
- Black nylon 5 star base with easy glide castors
- Deep padded seat and back with upholstered arm rests
- Breathable mesh and back side panel
- Weight capacity 115kg

Pricing

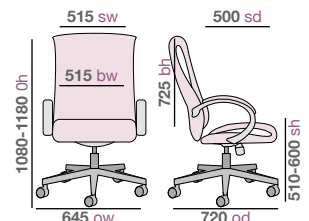
Code		RRP
NAN300T1	Managers chair	£225



Mechanism



Dimensions



Stocked Finish



STOCKED

LEATHER
EXEC SEATING

King - Stocked Leather Seating



King is a well-designed, leather faced managers chair with waterfall seat padding and back cushions that provide executive comfort while working at your desk. King features fixed arm rests, high back support, and a 5 star base with easy glide castors for quick movement around desk or office in ultimate comfort.

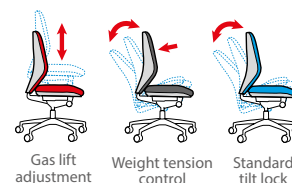
- Durable nylon 5 star base with 50mm easy glide castors
- Fixed black polyurethane arm rests
- Waterfall seat design for increased comfort
- Weight capacity 115kg

Pricing

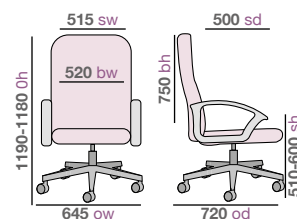
Code		RRP
KNG300T1	Executive chair	£222



Mechanism



Dimensions



Stocked Finish



Hertford - Stocked Leather Seating



The ruched upholstery details and plush comfort make Hertford a prestigious choice for executive, managerial and guest seating applications. Finished in black leather with fixed black arms, the Hertford managers chair has a chrome base with easy glide castors which are perfect for hard surfaces, such as hardwood floors.

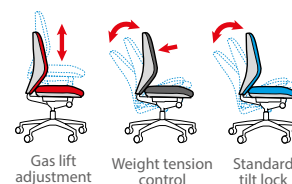
- Leather faced chair with ruched upholstery
- Fixed black polyurethane arm rests
- Chrome 5 star spider base with twin wheel hooded castors
- Weight capacity 115kg

Pricing

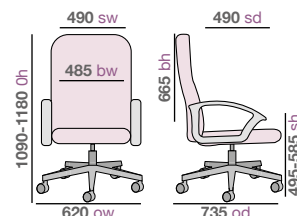
Code		RRP
HER300T1	Executive chair	£198



Mechanism



Dimensions



Stocked Finish



Cavalier - Stocked Leather Seating



The Cavalier managers chair is a soft, supple leather faced chair carefully stitched and tufted for plush comfort for a most elegant look. The durable nylon 5 star base and easy glide castors offer maximum comfort and mobility for any office environment.

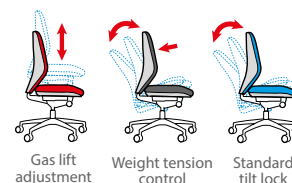
- Managers chair in leather with user weight tension control
- Stylish black frame, black base and black castors
- Thick padded seat & back contribute to outstanding comfort
- Weight capacity 115kg

Pricing

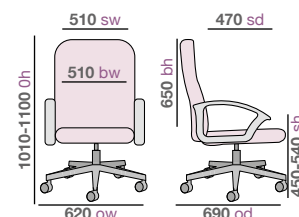
Code		RRP
CAV300T1	Executive chair	£165



Mechanism



Dimensions



Stocked Finish



Ascona - Stocked Leather Seating



With a focus on comfort and support, the Ascona high back managers chair will not look out of place in any office setting. Upholstered with high quality synthetic leather, PVC and extra plush padding, this sturdy black chair is supported by a black nylon 5 star base with castors making it easy to move around.

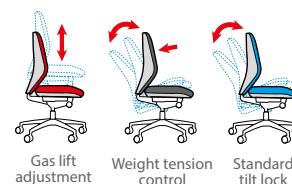
- Padded seat for enhanced comfort
- Fixed black polyurethane arm rests
- Black 5 star nylon base
- Weight capacity 110kg

Pricing

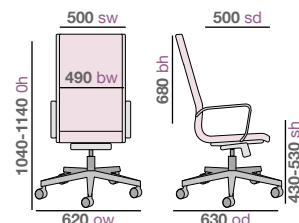
Code		RRP
ASC300T1	Executive chair	£147



Mechanism



Dimensions



Stocked Finish



STOCKED

LEATHER
EXEC SEATING



Stocked Conference & Meeting Seating

Conferences and meetings are an integral part of any business and the style of a conference room can leave a lasting impression on potential and existing clients. Conference rooms and other meeting areas will benefit from being furnished with high quality, stylish meeting room chairs in order to engage guests and employees.



RONAN
Page 350



QUAVO
Page 351



NAPIER
Page 352



SOLARIS
Page 352



JONAS
Page 353



TOTO
Page 353



LIMOGES
Page 354



BARI
Page 354



DERBY
Page 355



NOBLE
Page 355



ESSEN
Page 356



BRUGES
Page 357



CAVALIER
Page 357



CODA
Page 358



PRAGUE
Page 359



TAURUS
Page 360
Black frame



TAURUS
Page 361
Chrome frame



TAURUS
Page 362
Mesh back



TAURUS
Page 363
Wooden



TAURUS
Page 363
Plastic

Ronan - Stocked Mesh Back Meeting Chair



The Ronan high mesh back visitors chair is a stylish and practical solution for both boardrooms and office use. Available with a chrome cantilever frame, Ronan utilises a combination of fabric seat and breathable mesh back in its construction making this chair extremely comfortable for long hours of sitting, especially in the warmer months.

- Comfortable, stylish conference chair with fabric seat and mesh back
- Stocked in blue and black with made to order fabric and colour options
- Chrome cantilever frame with padded black arm rests
- Weight capacity 110kg

Pricing

Code		RRP
RON100C1	Mesh back cantilever	£258

Stocked fabric



Black
K



Blue
B



RON100C1-B

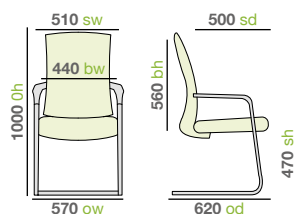


RON100C1-K



RON100C1-K

Dimensions



Quavo - Stocked Mesh Back Meeting Chair



In collaborative spaces, chairs are always being moved. That's why the lightweight and portable Quavo chair is such a fitting addition to the places people gather. Quavo is a multi-purpose chair that is made for any environment, with a breathable mesh back, black fabric seat and a chrome sled frame that effortlessly fits into a wide variety of spaces ranging from offices, side seating, team meeting rooms and dining areas.

- High quality, high density stacking chrome wire frame chair
- Stackable to 20 units high for convenient storage
- Black fabric seat with breathable black mesh back for added comfort
- Legs come complete with a linking bracket to connect chairs

Pricing

Code **QVO40005-K** Sled frame (4 pack) **RRP £450**

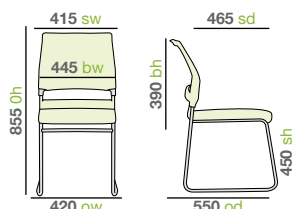
Stocked fabric



Black



Dimensions



Stackable

STOCKED

CONFERENCE
SEATING

Napier - Stocked Mesh Back Meeting Chair



The Napier visitors chair offers responsive movement and immediate comfort for collaborative work spaces. The breathable nylon mesh back allows increased ventilation to keep the user cool and comfortable throughout the day.

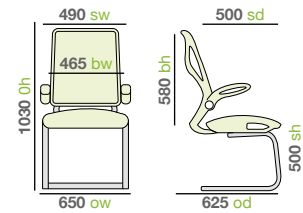
- Black mesh back with chrome cantilever frame
- Padded arms for enhanced comfort
- Front support feet for anti-tilt
- Weight capacity 110kg

Pricing

Code		RRP
NAP100C1	Mesh cantilever	£253



Dimensions



Fabric



Black mesh

Solaris - Stocked Mesh Back Meeting Chair



The Solaris mesh back visitors chair has a stylish injection moulded back with breathable mesh and a sculptured lumbar adjustment, which allows the user to sit with optimal comfort and personalised support. Its ergonomic design promotes circulation, which can increase energy and improve productivity in the workplace.

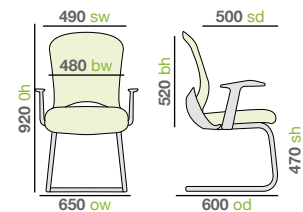
- Black mesh back with chrome cantilever frame
- Injection moulded back with mesh upholstery
- Front support feet for anti-tilt
- Weight capacity 110kg

Pricing


Code		RRP
SOL100C1-K	Mesh cantilever	£154



Dimensions



Fabric



Black air mesh seat with black mesh back

Jonas - Stocked Mesh Back Meeting Chair



Create a comfortable, yet functional visitor area without breaking the bank with the Jonas visitors chair, which has been designed for the modern hard working office environment. Jonas offers a stylish back design and comes with fixed arms and a chrome base as standard. The mesh back allows air flow to the users back throughout long meetings throughout the working day.

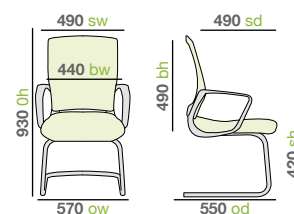
- Mesh back with chrome cantilever base
- Fixed arms with comfortable black fabric seat
- CMHR high resilience, flexible foam seats for comfort
- Weight capacity 110kg

Pricing

Code		RRP
JNS100C1-K	Mesh cantilever	£150



Dimensions



Fabric



Black mesh

Toto - Stocked Mesh Back Meeting Chair



The Toto visitors chair provides the perfect seating for visitors to the office with its gently curved backrest and comfortable soft moulded foam. Ideal for use in meeting spaces and training rooms, it features a chrome cantilever frame and the mesh back is designed to keep the user cool and relaxed throughout the day by allowing air to circulate between your back and the chair.

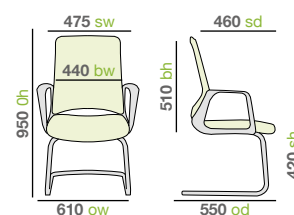
- Black fabric seat with black mesh back
- Chrome cantilever frame with integrated arms
- CMHR high resilience, flexible foam seats for comfort
- Weight capacity 110kg

Pricing

Code		RRP
TOT100C1-K	Mesh cantilever	£150



Dimensions



Fabric



Black air mesh seat with black mesh back

STOCKED

CONFERENCE SEATING

Limoges - Stocked Leather Meeting Chair



The Limoges visitors chair has a modern, comfortable and fashionable look. The black leather faced chair complements the chrome detailing on the stylish arms and cantilever frame to create a timeless, modern design that is set to make an impression.

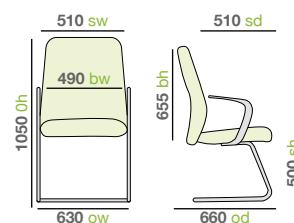
- Perfect support for the lower back
- Black leather faced with chrome cantilever frame
- Stylish polished aluminium fixed arms with black trim
- Weight capacity 115kg

Pricing

Code		RRP
LIM100C1	Leather cantilever	£351



Dimensions



Stocked fabric



Bari - Stocked Leather Meeting Chair



The Bari executive visitors chair is perfect for adding a touch of style to your office or conference room. The classic black ribbed faux leather design is available with medium back and will add some much-needed comfort to employees and visitors, with chrome arms and a chrome base that will always looking sleek and stylish.

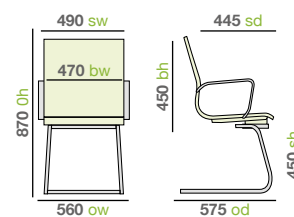
- Retro-inspired chair design suitable for meeting rooms
- Black ribbed faux leather with matching, removable arm rests
- Front support feet for anti-tilt
- Weight capacity 115kg

Pricing

Code		RRP
BARI100C1	Leather cantilever	£333



Dimensions



Stocked fabric



Derby - Stocked Leather Meeting Chair



The Derby high back visitors chair is an ideal solution for any professional environment, in a black faux leather finish with mesh side panels to aid ventilation throughout the working day. The waterfall seat and contoured back provide top ergonomic support, easing stress at crucial points like the neck, back and knees.

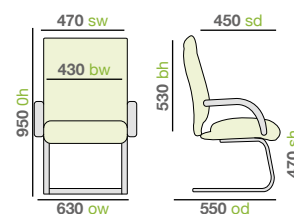
- Black faux leather visitors chair with chrome cantilever frame
- Contoured back provides top ergonomic support
- Front support feet for anti-tilt
- Weight capacity 115kg

Pricing

Code		RRP
DER100C1-BLK	Leather cantilever	£284



Dimensions



Stocked fabric



Noble - Stocked Leather Meeting Chair



The Noble visitors chair is designed for comfort with a look that would fit any office or conference room. The high back and thick padding covered in soft and supple faux leather looks great with the padded fixed arms featuring black trim to match the chrome cantilever base.

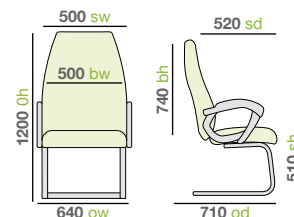
- Black faux leather visitors chair with black cantilever frame
- Comfortable, padded back provides excellent support
- Front support feet for anti-tilt
- Weight capacity 115kg

Pricing

Code		RRP
NBO100C1	Leather cantilever	£218



Dimensions



Stocked fabric



STOCKED

CONFERENCE SEATING

Essen - Stocked Leather Meeting Chair



Essen's chrome cantilever frame and leather faced seat and back offers a sophisticated style with a hint of retro. Available in black and grey with matching padded arms, the smoothly shaped seat and back gently cradle and support the body, providing lateral and lumbar support when in use, and the Essen chairs are fully stackable when idle.

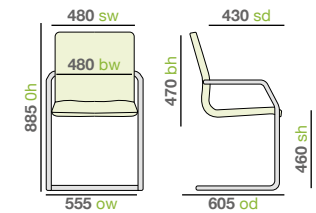
- Ideal for boardrooms and meeting rooms
- Padded arms for enhanced comfort
- Anti-tilt feet for extra stability
- Weight capacity 115kg

Pricing

Code **ESS100S2-G** Grey cantilever RRP **£186**



Dimensions



Stacked fabric



Essen - Stocked Leather Meeting Chair



Essen's chrome cantilever frame and leather faced seat and back offers a sophisticated style with a hint of retro. Available in black and grey with matching padded arms, the smoothly shaped seat and back gently cradle and support the body, providing lateral and lumbar support when in use, and the Essen chairs are fully stackable when idle.

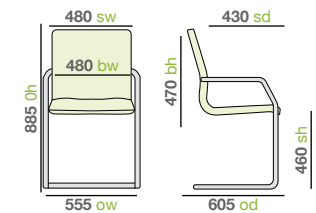
- Ideal for boardrooms and meeting rooms
- Padded arms for enhanced comfort
- Anti-tilt feet for extra stability
- Weight capacity 115kg

Pricing

Code **ESS100S2-K** Black cantilever RRP **£186**



Dimensions



Stacked fabric



Bruges - Stocked Leather Meeting Chair



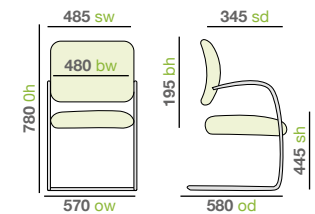
The cool, contemporary Bruges meeting chair is durably constructed for long-term enjoyment and comfort. They have plush faux leather faced half backs and seats which are held firmly in place by a chrome cantilever support system and upholstered armrests for added comfort, so visitors and employees can relax in style.

- Ideal for boardrooms and meeting rooms
- Padded arms for enhanced comfort
- Anti-tilt feet for extra stability
- Weight capacity 115kg

Pricing

Code		RRP
BRU100C1	Leather cantilever	£403

Dimensions



Stocked fabric



Cavalier - Stocked Leather Meeting Chair



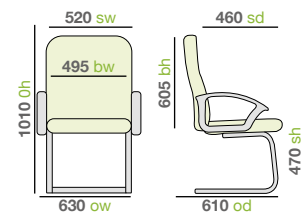
The Cavalier visitors chair will make a stunning addition to any conference room or waiting area. The soft, supple leather faced chair is carefully stitched and tufted for plush comfort, which is enhanced by the black cantilever frame.

- Black leather enhances by the black cantilever frame
- Ideal for use in any meeting area or conference room
- Front support feet for anti-tilt
- Weight capacity 110kg

Pricing

Code		RRP
CAV100C1	Leather cantilever	£165

Dimensions



Stocked fabric



STOCKED

CONFERENCE SEATING

Coda - Stocked Fabric Meeting Chair



COD101H-BLU

Coda is a general use conference room or meeting chair with a chrome frame and padded seat cushions that combine comfort with long lasting durability. With its classic and simple yet stylish, practical design, Coda is suitable for meeting rooms, training rooms, waiting areas and is ideal for high traffic areas.

- CMHR high resilience, flexible foam seats and backs
- Multitude of fabric and colour options available
- Stackable for space-efficient storage
- Weight capacity 115kg
- EN 12520

Pricing

Code		RRP
COD100H	No arms	£130
COD101H	With arms	£155

Camira Extreme Stocked Fabric



Black
BLK



Blue
BLU



Recycled
polyester



Year
guarantee



EN1021 1&2
BS 5852
Crib 5

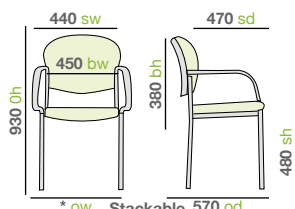



COD100H-BLK



COD100H-BLK

Dimensions



- no arms 490 ow
- arms 580 ow



Stackable

Prague - Stocked Meeting Chair



The Prague chair's sleek curves, combined with a modern aesthetic, make it the perfect addition to any office space. Due to the laminated bent wood frame and clear hard wearing lacquer, you can rest assured that these meeting chairs are built to handle constant, everyday use and comfortable with the thick padded seats.

- Available with arms or without arms
- Fully upholstered seat and back with a multitude of fabric colours
- Stackable up to 5 high for space-efficient storage
- Weight capacity 115kg

Pricing

Code		RRP
PRA50001	With arms	£151
PRA50002	No arms	£137

Stocked Fabrics



Blue
B



Charcoal
C



PRA50001-B

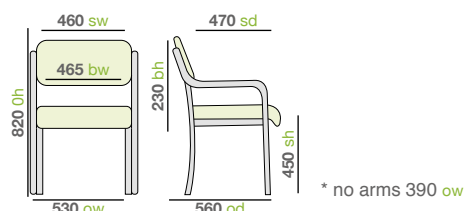


PRA50001-B



PRA50002-C

Dimensions



STOCKED

CONFERENCE
SEATING

Taurus - Stocked Fabric Meeting Chair



Taurus stacking chairs offer an attractively sleek and comfortable seating solution for any office meeting room or educational establishment. With an optional chrome frame or black frame, Taurus also has contoured cushions which provide excellent support, with an easy to fit chair link available to connect chair frames.

- Use individually around tables or connect in rows
- Stackable for space-efficient storage
- Plastic feet for extra floor protection
- Weight capacity 110kg
- EN 16139:2013

Pricing

Code	Black frame	Stocked
TAU40002	No arms	£69
TAU40003	With arms	£115
TAU40004	Writing tablet	£144

Stocked Finish



Options

TAULINK	Linking bracket	£20
---------	-----------------	-----



TAULINK



TAU40002-K

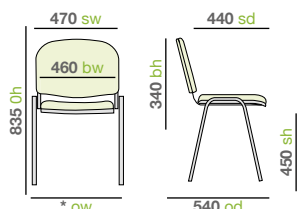


TAU40003-R



TAU40004-B

Dimensions



* no arms 530 ow
arms 640 ow
with tablet 590 ow



Stackable - Not writing tablet

Taurus - Stocked Fabric Meeting Chair



Taurus stacking chairs offer an attractively sleek and comfortable seating solution for any office meeting room or educational establishment. With an optional chrome frame or black frame, Taurus also has contoured cushions which provide excellent support, with an easy to fit chair link available to connect chair frames.



TAU40006-R

- Use individually around tables or connect in rows
- Stackable for space-efficient storage
- Plastic feet for extra floor protection
- Weight capacity 110kg
- EN 16139:2013

Pricing

Code	Chrome frame	Stocked
TAU40005	No arms	£71
TAU40006	With arms	£117
TAU40007	Writing tablet	£146

Stocked Finish



Options

TAULINK	Linking bracket	£20
---------	-----------------	-----



TAULINK

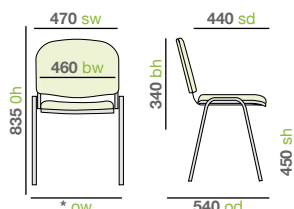


TAU40005-C



TAU40007-B

Dimensions



* no arms 530 ow
arms 640 ow
with tablet 590 ow



Stackable - Not writing tablet

STOCKED

CONFERENCE
SEATING

Taurus - Stocked Mesh Back Meeting Chair



Taurus stacking chairs offer an attractively sleek and comfortable seating solution for any office meeting room or educational establishment. With an a breathable mesh back and black frame, Taurus also has contoured black fabric seat pad which provide excellent support, with an easy to fit chair link available to connect chair frames.




TAUMKW

- Available with or without arms, or with right hand writing tablet
- Stackable for space-efficient storage
- Plastic feet for extra floor protection
- Weight capacity 110kg

Pricing

Code		Stocked
TAUMK	No arms	£78
TAUMA	With arms	£155
TAUMKW	Writing tablet	£169

Stocked Finish



Black

Black fabric

Options

TAULINK	Linking bracket	£20
---------	-----------------	-----



TAULINK

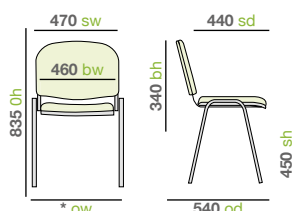


TAUMK



TAUMA

Dimensions



* no arms 530 ow
arms 640 ow
with tablet 590 ow



Stackable - Not writing tablet

Taurus - Stocked Wooden Meeting Chair



- Used in casual dining areas, educational facilities & meetings
- High-density stacking chair with versatility and poise
- Robust chrome powder coated steel oval tube frame
- Weight capacity 110kg

Pricing

Code	Black frame	Stocked
TAU40005-W	No arms	£92
TAU40006-W	With arms	£140
TAU40007-W	Writing tablet	£170



Stackable - Not writing tablet



TAU40005-W

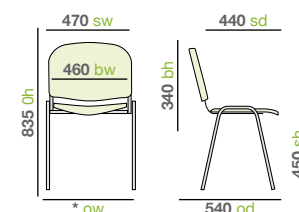


TAU40006-W



TAU40007-W

Dimensions



* no arms 530 ow
arms 640 ow
with tablet 590 ow

Stacked Finish



Beech

Options

TAULINK Linking bracket £20



TAULINK

Taurus - Stocked Plastic Meeting Chair



- Suitable for conferences, meeting rooms, and much more
- Traditional conference chair, polyurethane moulded seat & back
- Robust black powder coated steel oval tube frame
- Weight capacity 110kg

Pricing

Code	No arms	Stocked
TAU40002	No arms	£69
TAU40003	With arms	£115
TAU40004	Writing tablet	£144



Stackable - Not writing tablet



TAU40002-PB

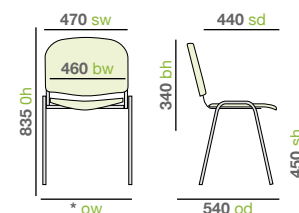


TAU40003-PK



TAU40004-PK

Dimensions



* no arms 530 ow
arms 640 ow
with tablet 590 ow

Stacked Finish



Black
PK



Blue
PB

Options

TAULINK Linking bracket £20



TAULINK

STOCKED

CONFERENCE
SEATING



Cafe & Dining Seating

Depending on your requirements, café and dining seating can serve many different purposes. Not all companies have formal canteens but all companies need to get people away from their desks, so bistro style furniture provides the ideal solution for both informal dining areas within the office and dedicated cafeteria facilities.



GECKO
Page 366



STRUT
Page 367



FUNDAMENTAL
Page 368



SIENNA
Page 369

STOCKED

CAFE DINING
SEATING

Gecko - Stocked Cafe & Dining Seating



CH8301-BL



HS8301-BL



CH8301-OR



HS8301-OR



CH8301-RE



HS8301-RE



CH8301-AN



HS8301-AN

The stylish Gecko dining chairs and stools have a turtle shell design which is designed for maximum comfort and durability due to the easy clean curvaceous shape. Gecko seating is available in a multitude of colour options to complement the white seat, for a fun and easy match with any decorating style.


- Stackable design with a recyclable polymer body on a 4 leg frame
- Ideal for canteens or retail locations
- Colourful two-tone recyclable shell
- Available with anthracite, chrome or white frames

Pricing

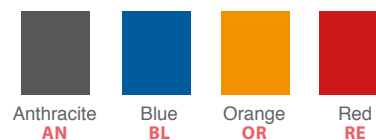
Code	Description	RRP
CH8301	Stacking chair	£223
HS8301	Stool	£311

Please add frame finish (Anthracite, Chrome or White) followed by shell trim colour when ordering
eg. CH8301 with white frame in orange = CH8301-WH-OR

Frame



Finish



Dimensions

Code	Overall depth	Overall width	Overall height	Seat height	Seat depth	Seat width
CH8301	520	550	800	480	520	440
HS8301	510	510	1120	800	510	510

Strut - Stocked Cafe & Dining Seating



A simple design with a chic edge, the Strut family of seating has a solution for a variety of environments. Multiple base options and 9 shell colours make Strut the perfect, customisable choice for cafe and dining environments, guest seating, or meeting spaces. These sleek chairs and stools are both easy on the eye and easy on the body.

- Versatile in appearance and function with 4 frame styles
- Mix or match these lightweight, comfortable cafe and dining chairs & stools
- Chrome sled and 4 leg and sled frames to complement the 9 shell colours
- Stylish 4 leg frames with interlocking detail in the crevices of the legs

Pricing

Code	Description	RRP
Chairs		
STR501C	Chrome sled frame	£181
STR502C	Chrome 4 leg frame	£181
STR503K	Black oak frame	£191
STR504W	Natural oak frame	£191
Stools		
STR601C	Chrome sled frame	£232
STR603K	Black oak frame	£274
STR604W	Natural oak frame	£274

Please add chair colour when ordering
eg. **STR501C** in lime green = **STR501C-LG**

Finish

Black K	Grey GR	Lime green LG	Mustard MU	Navy blue NB
Plum PL	Red RE	Turquoise TQ	White WH	

Dimensions

Code	Overall depth	Overall width	Overall height	Seat height	Seat depth	Seat width
STR501C	530	480	850	450	380	440
STR502C	530	480	850	450	380	440
STR503C	510	450	850	450	380	440
STR504C	510	450	850	450	380	440
STR601C	530	480	1060	710	380	440
STR603C	510	450	1060	710	380	440
STR604C	510	450	1060	710	380	440

NOW ALSO AVAILABLE WITH UPHOLSTERED SEAT PAD

Add -SP suffix to end of product code for made-to-order seat pads

Made to order				
A	B	C	D	E
£50	£60	£70	£80	£90



STR501C-LG



STR601C-MU



STR503K-WH



STR603K-PL



STR504W-K



STR604W-RE



STR502C-NB



STR603K-MU-SP

STOCKED

CAFE DINING SEATING

Fundamental - Stocked & Made-to-order Seating



CH2012-B-K



HS2010-B-WH



CH2012-BUS-C



HS2010-BUS-C



CH2012-F-WH



HS2010-F-C

Fundamental is an economical and practical range of wooden and upholstered chairs and stools that are ideal for office breakout rooms and dining areas. Fundamental seating has a simple yet modern design that creates a distinctive optical effect of lightness and elegance, offering additional comfort whilst employees dine and gather.

- Natural wooden seat and back, upholstered seat or fully upholstered
- Durable frame with contoured back to promote healthy posture
- Available as a chair or stool with chrome, black or white legs
- Extremely comfortable and adaptable to any environment

Pricing

Wooden seat & back

Code	Description	RRP
CH2012-B	Beech chair	£100
HS2010-B	Beech stool	£148

Upholstered seat

Code	Description	Made to order				
		A	B	C	D	E
CH2012-BUS	Beech chair	£138	£149	£160	£171	£186
HS2010-BUS	Beech stool	£174	£186	£197	£208	£219

Fully Upholstered

Code	Description	Made to order				
		A	B	C	D	E
CH2012-F	Chair	£149	£160	£171	£182	£197
HS2010-F	Stool	£186	£197	£208	£219	£231

Please add frame finish (Chrome, Black or White) after product code
eg. CH2012-B with black frame = CH2012-B-K

Finish



Beech

Frame



Chrome
C



Black
K



White
WH

Dimensions

Code	Overall depth	Overall width	Overall height	Seat height	Seat depth	Seat width
CH2012	560	530	870	450	560	530
HS2010	550	515	1050	750	550	515

Sienna - Stocked Cafe & Dining Seating



SIE50001-B



SIE50009-B

Sienna is a moulded plastic dining chair and stool collection which is a fantastic contemporary choice and would make a stylish addition to any dining facility or café. The curved retro design is available in a selection of colours with a chrome frame, practical and durable choice due to the easy clean curvaceous surface.

- Supported by four chrome plated legs for added strength
- Stackable design with an easy clean curvaceous surface
- Available as a chair or a stool with rubber feet for added stability
- Ideal for canteens or retail locations

Pricing

Code	Description	RRP
Chair		
SIE50001	Pack of 4 chairs	£387
Stool		
SIE50009	Pack of 2 stools	£351

Finish



Black
K



Blue
BL



Grey
G



Orange
OR

Dimensions

Code	Overall depth	Overall width	Overall height	Seat height	Seat depth	Seat width
SIE50001	500	455	830	475	500	455
SIE50009	500	455	1140	785	500	455



SIE50001-K



SIE50009-K



SIE50001-OR



SIE50009-OR



SIE50001-G



SIE50009-G

STOCKED

CAFE DINING
SEATING



Stocked Reception & Soft Seating

The reception area is considered by many to be one of the most important parts of an office when it comes to impressing new clients, and the stylish and highly functional range of leather and fabric reception seating is beautifully crafted to comfortably accommodate all users regardless of their shape and size, offering the kind of deep, resilient, comfortable cushioning that invites visitors to sink in and feel at ease.



LONDON
Page 372



BENOTTO
Page 373



HELSINKI
Page 374



QUATRO
Page 375



ALTO
Page 376



SLENDER
Page 377



London Leather Reception Seating

London is an attractive, faux leather seating solution where versatility and comfort are a top priority. Not only do the conveniently sized one and two seater tub chairs allow for many placement options within a reception area, but the sturdy construction ensures that these attractive chairs will grace any office for years to come.

- Available in 1, 2 and 3 seater combinations
- Square reception chairs with a matching reception table
- Epoxy coated square section steel frame
- Durable leather faced upholstery with deep cushioned seats

Pricing

Code	Description	RRP
LON50001	Single chair	£344
LON50002	Two seater chair	£532

Fabric



Dimensions

Code	Overall depth	Overall width	Back width	Back height	Seat height	Seat depth	Seat width
LON50001	670	670	460	340	430	490	460
LON50002	670	1185	980	340	430	490	980



LON50002



LON50001



Benotto Leather Reception Seating

Benotto has a wrap-around seating design that provides the comfort employees and visitors desire, and you can also rest assured knowing that you can rely on its style and durability for many years. The square stainless steel frame and cylindrical legs add a touch of modernism to these comfortable, stylish faux leather chairs.

- Available in 1, 2 and 3 seater combinations
- Curved, padded wrap around sides and back rest
- Square underframe with cylindrical leg design
- Durable leather effect upholstery with deep cushioned seats

Pricing

Code		RRP
BEN50001	Single chair	£454
BEN50002	Two seater	£643
BEN50003	Three seater	£831

Fabric



BEN50003

Dimensions

Code	Overall depth	Overall width	Back width	Back height	Seat height	Seat depth	Seat width
BEN50001	680	720	560	320	430	510	560
BEN50002	680	1270	1060	320	430	510	1060
BEN50002	680	1770	1560	320	430	510	1560



BEN50001



BEN50002

STOCKED

RECEPTION
SOFT SEATING

Helsinki - Stocked Reception Seating



Helsinki Leather Reception Seating

The large, comfortable and luxurious Helsinki reception sofas will make lovely additions to any office or reception area. Available in black leather with a sturdy silver base, the deep padded seats and backs offer unmatched comfort and support for both employees and visitors sitting for extended periods of time, whilst at the same time adding a look of modern sophistication.

- Black leather faced reception seating ideal for any modern interior
- Available in 1, 2 and 3 seater combinations
- Silver steel base and legs for strength and stability
- Square reception chairs with a matching reception table

Pricing

Code		RRP
HEL50001	Single chair	£523
HEL50002	Two seater	£756
HEL50004	Three seater	£1105
HEL50003	Table	£205

Fabric



Dimensions

Code	Overall depth	Overall width	Back width	Back height	Seat height	Seat depth	Seat width
HEL50001	710	800	555	395	455	525	555
HEL50002	710	1340	1105	395	455	525	1105
HEL50004	710	1880	1640	395	455	525	1640
HEL50003	800	1000	565				



HEL50004



HEL50001



HEL50002



HEL50003

Quatro - Stocked Modular Reception Seating



Quatro Leather Modular Reception Seating

The Quatro modular corner unit is upholstered in a durable black leather finish with deep cushioned seats and a generous mid-height padded back rest which offers excellent support and increased user comfort. Interlocking capabilities, quality construction and high traffic design deliver a vast array of linear configurations, with sectional seating components for personalised configurations to suit any reception space or waiting area.

- Black leather faced modular reception seating with linking bracket
- Deep foam filled seat and back provide excellent user support
- Stylish curved chrome legs with plastic feet caps
- Ideal for use in reception areas, waiting rooms or lobbies

Pricing

Code		RRP
QTR50001	Straight unit	£344
QTR50002	Corner unit	£386



QTR50001

Fabric



QTR50002

Dimensions

Code	Overall depth	Overall width	Overall height	Seat height	Seat depth	Seat width
QTR50001	745	550	710	420	540	550
QTR50002	745	745	710	420	540	550

STOCKED

RECEPTION
SOFT SEATING

Alto - Stocked Modular Reception Seating



Alto Fabric Modular Reception Seating

Alto is a modular range of reception furniture that can be customised to fit the specific needs of the modern office, providing comfortable office seating for visitors while they wait. The flexibility of the modular components with curved, straight, left and right hand options allows for multiple configurations without sacrificing on style.

- Simple, versatile selection of shapes for large and small footprints
- Easy to move and re-configure to suit different environments
- Deep-foamed seats offering enhanced comfort within relaxation areas
- Solid wooden internal construction

Pricing

Code	RRP
ALT50001 No arms	£225
ALT50007 Corner section	£469
ALT50008 Table	£135

Fabric



Blue fabric
B



Charcoal fabric
C



ALT50001-B



ALT50007-B



ALT50008-B

Dimensions

Code	Overall depth	Overall width	Overall height	Seat height	Seat depth	Seat width
ALT50001	640	580	780	420	490	580
ALT50007	665	665	780	420	490	580
ALT50008	620	620	275			

Slender - Stocked Reception Seating



Slender Fabric Single & Double Reception Seating

Slender is a clean, attractive soft seating solution that can add to the welcoming atmosphere of any reception area, allowing visitors to feel at ease while they wait. The conveniently sized one and two seater tub chairs are fully upholstered and available in different colour and fabric options to match any existing office colour scheme.

- Available in 1 and 2 seater combinations
- Multitude of fabric and colour options available
- Curved, contoured backs for enhanced comfort
- Matching feet options to glide across the floor

Pricing

Code	RRP
SLE50001 Single chair	£360
SLE50002 Two seater	£568



Fabric



Blue fabric
B



Charcoal fabric
C

Dimensions

Code	Overall depth	Overall width	Back width	Back height	Seat height	Seat depth	Seat width
SLE50001	580	620	630	330	430	500	500
SLE50002	600	1225	1000	330	430	540	1120



STOCKED

RECEPTION
SOFT SEATING

MADE TO ORDER

SEATING FAMILIES

Everybody deserves a good office chair which has the movement and positioning capabilities to enable people to sit comfortably, whilst at the same time encouraging productivity by seamlessly supporting the body during work activities. That means combining the right ergonomic design and advanced functionality for optimum flexibility and comfort, in addition to selecting the customer's individual choice of chair fabric that coordinates with the interior design style or corporate branding.

Well-designed office layouts do more for a business than visual beauty alone, and the variety of chairs and their functions go a long way toward fulfilling all the needs of the workforce. By providing functional, comfortable, and visually pleasing options for employees to use throughout the working day in a selection of fabric styles and colours, you're enabling them to enjoy the space while doing the best job they can for the business. And in that way, everybody wins.





TEGAN

MADE TO ORDER SEATING

Tegan is an ergonomic and sophisticated seating solution that provides exceptional comfort throughout the working day, whether you are located in the main office or a meeting room. Tegan offers a breathable mesh or fully upholstered back option as an operator chair, 4 leg meeting chair or cantilever frame visitors chair, all with a contoured padded seat and an infinite variety of fabrics to suit every design direction.

FEATURES

- Fabric or mesh back chairs are complemented by a selection of 2D & 3D arm options
- Ideal for working at a desk or a computer providing maximum support
- Ergonomically designed back with stylish, curved black frame
- Support a wide range of body types comfortably encouraging healthy postures
- 5 year warranty



This range of products are designed and manufactured to conform to the following standards:
EN1335-1:2000
EN1335-2:2009

STYLES



MESH



FABRIC



4 LEG



CANTILEVER





TEGAN

SEATING FAMILY



TEGAN MESH - SYNCRO



Fabric bands

A B C D E

Mesh back synchro operators chair

TGM20-000 No arms	£300	£310	£320	£330	£350
TGM21-000 2D arms	£350	£360	£370	£380	£400
TGM22-000 3D arms	£370	£380	£390	£400	£420

DIMENSIONS

Overall height	1005-1130
Overall width	680
Overall depth	590
Seat height	480-605
Seat width	480
Seat depth	475
Back height	525
Back width	470

MECHANISMS

Gas lift adjustment
Back rake adjustment
Back height ratchet adjustment
Back tilt with 5 locking positions
Anti shock back
User weight tension control

FEATURES

2D Arms
Height adjustable 70mm with soft PU arm pad
Arm pad movement front to back
3D Arms
Height adjustable 105mm with soft PU arm pad
Arm movement front to back & rotation +/- 20°

OPTIONS

TGM20-C00 Chrome base +£50
TGM20-0S0 Seat slide +£40
Combine any options
e.g. TGM20-CS0 chrome base & seat slide +£90

TEGAN MESH - PCB



Fabric bands

A B C D E

High back PCB operators chair

TGM10-000 No arms	£250	£260	£270	£280	£300
TGM11-000 2D arms	£300	£310	£320	£330	£350
TGM12-000 3D arms	£320	£330	£340	£350	£370

DIMENSIONS

Overall height	1005-1130
Overall width	680
Overall depth	590
Seat height	480-605
Seat width	480
Seat depth	475
Back height	525
Back width	470

MECHANISMS

Gas lift adjustment
Back rake adjustment
Back height adjustment
Back lockable in any position

FEATURES

2D Arms
Height adjustable 70mm with soft PU arm pad
Arm pad movement front to back
3D Arms
Height adjustable 105mm with soft PU arm pad
Arm movement front to back & rotation +/- 20°

OPTIONS

TGM10-C00 Chrome base +£50
TGM10-0S0 Seat slide +£40
Combine any options
e.g. TGM10-CS0 chrome base & seat slide +£90

TEGAN HIGH - SYNCRO



Fabric bands

A B C D E

High back synchro operators chair

TGF20-000 No arms	£250	£260	£270	£280	£300
TGF21-000 2D arms	£300	£310	£330	£340	£360
TGF22-000 3D arms	£320	£330	£340	£350	£370

High back synchro operators chair with headrest

TGFH22-000 3D arms	£375	£385	£395	£405	£425
-----------------------	------	------	------	------	------

DIMENSIONS

Overall height	1005-1130 (with headrest 1220-1345)
Overall width	680
Overall depth	590
Seat height	480-605
Seat width	480
Seat depth	475
Back height	525
Back width	470

MECHANISMS

Gas lift adjustment
Back rake adjustment
Back height ratchet adjustment
Back tilt with 5 locking positions
Anti shock back
User weight tension control

FEATURES

2D Arms
Height adjustable 70mm with soft PU arm pad
Arm pad movement front to back
3D Arms
Height adjustable 105mm with soft PU arm pad
Arm movement front to back & rotation +/- 20°

Optional adjustable headrest

OPTIONS

TGF20-C00 Chrome base +£50
TGF20-0S0 Seat slide +£40
TGF20-00L Lumbar +£30
Combine any options
e.g. TGF20-0SL seat slide & lumbar +£70

TEGAN HIGH - PCB



Fabric bands

A B C D E

High back PCB operators chair

TGF10-000 No arms	£200	£210	£220	£230	£250
TGF11-000 2D arms	£250	£260	£270	£280	£300
TGF12-000 3D arms	£270	£280	£290	£300	£320

High back PCB operators chair with headrest

TGFH12-000 3D arms	£325	£335	£345	£355	£375
-----------------------	------	------	------	------	------

DIMENSIONS

Overall height	1005-1130 (with headrest 1220-1345)
Overall width	680
Overall depth	590
Seat height	480-605
Seat width	480
Seat depth	475
Back height	525
Back width	470

MECHANISMS

Gas lift adjustment
Back rake adjustment
Back height adjustment by hand wheel
Back lockable in any position

FEATURES

2D Arms
Height adjustable 70mm with soft PU arm pad
Arm pad movement front to back
3D Arms
Height adjustable 105mm with soft PU arm pad
Arm movement front to back & rotation +/- 20°


Optional adjustable headrest

OPTIONS

TGF10-C00 Chrome base +£50
TGF10-0S0 Seat slide +£40
TGF10-00L Lumbar +£30
Combine any options
e.g. TGF10-C0L chrome base & lumbar +£80



TEGAN
MESH - MEETING



Fabric bands

	A	B	C	D	E
Mesh back 4 leg meeting chair					
TGM200	£310	£320	£330	£340	£350

DIMENSIONS

Overall height	930
Overall width	640
Overall depth	550
Seat height	470
Seat width	420
Seat depth	460
Back height	550
Back width	440

FEATURES

25mm diameter frame
Nylon feet
Fixed arm rest



TEGAN
FABRIC - MEETING



Fabric bands

	A	B	C	D	E
Fabric 4 leg meeting chair					
TGF200	£280	£290	£300	£310	£320

DIMENSIONS


Overall height	930
Overall width	640
Overall depth	550
Seat height	470
Seat width	420
Seat depth	460
Back height	550
Back width	440

FEATURES

25mm diameter frame
Nylon feet
Fixed arm rest



TEGAN
MESH - VISITOR



Fabric bands

	A	B	C	D	E
Mesh back cantilever meeting chair					
TGM100	£270	£280	£290	£300	£310

DIMENSIONS

Overall height	930
Overall width	640
Overall depth	550
Seat height	470
Seat width	420
Seat depth	460
Back height	550
Back width	440

FEATURES

25mm diameter frame
Glides on frame
Fixed arm rest



TEGAN
FABRIC - VISITOR



Fabric bands

	A	B	C	D	E
Fabric cantilever meeting chair					
TGF100	£240	£250	£260	£270	£280

DIMENSIONS

Overall height	930
Overall width	640
Overall depth	550
Seat height	470
Seat width	420
Seat depth	460
Back height	550
Back width	440

FEATURES

25mm diameter frame
Glides on frame
Fixed arm rest



SENZA

MADE TO ORDER SEATING

Comfort, reliability and affordability are the key attributes of the Senza operator and visitor chairs, with their curvaceous profile and vast array of options that deliver style as well as substance. Equipped with ergonomic features, a high back, extra high back and mesh back options together with draughtsman and visitor chairs, this seating family easily provides the comfort needed for a long day at work.

FEATURES

- Ideal for working at a desk or a computer providing maximum support
- Choose your back style and mechanism to support the way you work
- Available with no arms, fixed arms, height adjustable arms or adjustable folding arms
- CMHR high resilience, flexible foam seats for enhanced comfort
- 5 year warranty



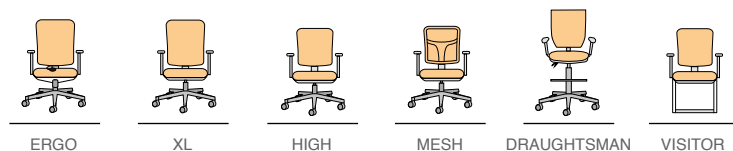
This range of products are designed and manufactured to conform to the following standards and tested for type approval:

EN1335-1:2000

EN1335-2:2009

BS 5459-2:2000+A2:2008

STYLES





SENZA

SEATING FAMILY



SENZA ERGO - ASYNCHRO/PCB



Fabric bands					
A	B	C	D	E	

24hr ergonomic task chair

SXERGOA PCB	£364	£375	£388	£405	£460
SXERGOB Asynchro	£388	£395	£415	£438	£495

DIMENSIONS

Overall height	1120-1250
Overall width	680
Overall depth	650
Seat height	540-670
Seat width	520
Seat depth	500
Back height	550
Back width	590

MECHANISMS

Gas lift adjustment
Back rake adjustment
Back height ratchet adjustment
Weight tension control
Lumbar support
Seat depth adjustment
Independent seat tilt adjustment
Height adjustable arms



SENZA XL - ASYNCHRO



Fabric bands					
A	B	C	D	E	

Extra high back fabric operator chair

SX40-000 No arms	£267	£281	£291	£322	£361
SX43-000 Fixed arms	£286	£298	£310	£340	£380
SX44-000 Adjust arms	£316	£329	£340	£371	£410
SX46-000 Folding arms	£334	£346	£359	£388	£429

DIMENSIONS

Overall height	1050-1180
Overall width	680
Overall depth	650
Seat height	470-600
Seat width	520
Seat depth	500
Back height	590
Back width	480

MECHANISMS

Gas lift adjustment
Back rake adjustment
Back height ratchet adjustment
Independent seat tilt adjustment

OPTIONS

SX40-C00	Chrome base +£40
SX40-0S0	Seat slide +£30
SX40-00L	Lumbar +£30

Combine any options
e.g. **SX40-C0L** chrome base & lumbar +£70



SENZA HIGH - ASYNCHRO



Fabric bands					
A	B	C	D	E	

High back fabric operator chair

SH40-000 No arms	£243	£257	£267	£298	£336
SH43-000 Fixed arms	£262	£274	£286	£316	£354
SH44-000 Adjust arms	£298	£310	£322	£353	£391
SH46-000 Folding arms	£310	£322	£334	£364	£405

DIMENSIONS

Overall height	970-1100
Overall width	670
Overall depth	650
Seat height	470-600
Seat width	520
Seat depth	500
Back height	500
Back width	450

MECHANISMS

Gas lift adjustment
Back rake adjustment
Back height ratchet adjustment
Independent seat tilt adjustment

OPTIONS

SH40-C00	Chrome base +£40
SH40-0S0	Seat slide +£30
SH40-00L	Lumbar +£30

Combine any options
e.g. **SH40-0SL** seat slide & lumbar +£60



SENZA MESH - ASYNCHRO



Fabric bands

	A	B	C	D	E
--	---	---	---	---	---

High back mesh operator chair

SM40-000 No arms	£271	£292	£313	£334	£355
SM43-000 Fixed arms	£297	£318	£339	£360	£381
SM44-000 Adjust arms	£323	£344	£365	£386	£407
SM46-000 Folding arms	£344	£375	£396	£417	£438

DIMENSIONS

Overall height	950-1080
Overall width	680
Overall depth	650
Seat height	470-600
Seat width	520
Seat depth	500
Back height	590
Back width	480

MECHANISMS

Gas lift adjustment
Back rake adjustment
Back height ratchet adjustment
Independent seat tilt adjustment

OPTIONS

SM40-C00 Chrome base +£40
SM40-0S0 Seat slide +£30

Combine any options
e.g. **SM40-CS0** Chrome base & seat slide +£70



SENZA DRAUGHTSMAN



Fabric bands

	A	B	C	D	E
--	---	---	---	---	---

Mesh back draughtsman chair

SMD40-000 No arms	£330	£340	£350	£360	£370
SMD43-000 Fixed arms	£350	£360	£370	£380	£390
SMD44-000 Adjust arms	£370	£380	£390	£400	£410

DIMENSIONS

Overall height	1090-1340
Overall width	620
Overall depth	550
Seat height	550-880
Seat width	480
Seat depth	460
Back height	530
Back width	460

MECHANISMS

Gas lift adjustment
Back rake adjustment
Back height adjustment



SENZA VISITOR



Fabric bands

	A	B	C	D	E
--	---	---	---	---	---

Fabric visitors chair

SC00-000 Fixed arms	£325	£335	£345	£355	£375
-------------------------------	------	------	------	------	------

DIMENSIONS

Overall height	900
Overall width	565
Overall depth	625
Seat height	440
Seat width	510
Seat depth	490
Back height	495
Back width	450



JOTA

MADE TO ORDER SEATING

Jota has a traditional oval shaped back design in a number of sizes with high density seat and back foam for maximum user comfort. With so many adjustable settings in the fabric, mesh, draughtsman and visitor chairs, the Jota seating family offers the ideal configuration for any hard-working professional, eliminating aches and pains associated with improper support.

FEATURES

- Ideal for working at a desk or a computer providing maximum support
- Choose your back style and mechanism to support the way you work
- Available with no arms, fixed arms, height adjustable arms or adjustable folding arms
- CMHR high resilience, flexible foam seats for enhanced comfort
- 5 year warranty



This range of products are designed and manufactured to conform to the following standards and tested for type approval:

EN1335-1:2000

EN1335-2:2009

BS 5459-2:2000+A2:2008

STYLES





JOTA

SEATING FAMILY



JOTA ERGO - ASYNCHRO/PCB



Fabric bands

	A	B	C	D	E
--	---	---	---	---	---

24hr ergonomic task chair

JXERGOA PCB	£346	£359	£369	£392	£448
JXERGOB Asynchro	£369	£382	£392	£415	£471

DIMENSIONS

Overall height	1040-1240
Overall width	680
Overall depth	650
Seat height	510-630
Seat width	520
Seat depth	500
Back height	590
Back width	500

MECHANISMS

Gas lift adjustment
Back rake adjustment
Back height ratchet adjustment
Weight tension control
Lumbar support
Seat depth adjustment
Independent seat tilt adjustment
Height adjustable arms



JOTA XXL - ASYNCHRO



Fabric bands

	A	B	C	D	E
--	---	---	---	---	---

XXL back fabric operator chair

JX40-000 No arms	£243	£257	£267	£298	£336
JX43-000 Fixed arms	£262	£274	£286	£316	£354
JX44-000 Adjust arms	£291	£305	£316	£346	£385
JX46-000 Folding arms	£310	£322	£334	£364	£405

DIMENSIONS

Overall height	970-1170
Overall width	680
Overall depth	650
Seat height	440-560
Seat width	520
Seat depth	500
Back height	590
Back width	480

MECHANISMS

Gas lift adjustment
Back rake adjustment
Back height ratchet adjustment
Independent seat tilt adjustment

OPTIONS

JX40-C00	Chrome base +£40
JX40-OS0	Seat slide +£30
JX40-00L	Lumbar +£30

Combine any options
e.g. JX40-CS0 chrome base & seat slide +£70



JOTA XL - ASYNCHRO



Fabric bands

	A	B	C	D	E
--	---	---	---	---	---

Extra high back fabric operator chair

JH40-000 No arms	£225	£238	£249	£281	£317
JH43-000 Fixed arms	£243	£257	£267	£298	£336
JH44-000 Adjust arms	£274	£286	£297	£329	£366
JH46-000 Folding arms	£291	£305	£316	£346	£385

DIMENSIONS

Overall height	920-1120
Overall width	680
Overall depth	650
Seat height	440-560
Seat width	520
Seat depth	500
Back height	510
Back width	450

MECHANISMS

Gas lift adjustment
Back rake adjustment
Back height ratchet adjustment
Independent seat tilt adjustment

OPTIONS

JH40-C00	Chrome base +£40
JH40-OS0	Seat slide +£30
JH40-00L	Lumbar +£30

Combine any options
e.g. JH40-CS0 chrome base & seat slide +£70



JOTA HIGH - ASYNCHRO/PCB



Fabric bands

	A	B	C	D	E
--	---	---	---	---	---

High back PCB operator chair

VH10-000 No arms	£154	£165	£177	£207	£243
VH11-000 Fixed arms	£171	£183	£195	£225	£262
VH12-000 Adjust arms	£195	£207	£219	£249	£287

High back asynchro operator chair

VH20-000 No arms	£165	£178	£190	£219	£256
VH21-000 Fixed arms	£183	£195	£206	£238	£273
VH22-000 Adjust arms	£207	£219	£230	£262	£297

DIMENSIONS

Overall height	940-1140
Overall width	670
Overall depth	600
Seat height	440-560
Seat width	470
Seat depth	450
Back height	530
Back width	420

MECHANISMS

Gas lift adjustment
Back rake adjustment
Back height adjustment
Independent seat tilt adjustment (VH20-22 only)

OPTIONS

VH10-C00	Chrome base +£40
VH10-OS0	Seat slide +£30
VH10-00L	Lumbar +£30

Combine any options
e.g. VH10-CS0 chrome base & seat slide +£70



JOTA MEDIUM - PCB



Fabric bands

	A	B	C	D	E
--	---	---	---	---	---

Medium back PCB operator chair

VM10-000 No arms	£146	£159	£171	£202	£236
VM11-000 Fixed arms	£165	£178	£190	£219	£256
VM12-000 Adjust arms	£190	£202	£214	£243	£280

DIMENSIONS

Overall height	840-960
Overall width	670
Overall depth	600
Seat height	440-560
Seat width	470
Seat depth	450
Back height	530
Back width	430

MECHANISMS

Gas lift adjustment
Back rake adjustment
Back height adjustment

OPTIONS

VM10-C00	Chrome base +£40
VM10-0S0	Seat slide +£30
VM10-00L	Lumbar +£30

Combine any options
e.g. **VM10-CS0** chrome base & seat slide +£70



JOTA DRAUGHTSMAN



Fabric bands

	A	B	C	D	E
--	---	---	---	---	---

Fabric draughtsman chair

VD20-000 No arms	£195	£207	£219	£249	£287
VD21-000 Fixed arms	£214	£225	£238	£267	£305
VD22-000 Adjust arms	£238	£249	£262	£291	£330

Mesh back draughtsman chair

VMD20-000 No arms	£261	£271	£282	£292	£303
VMD21-000 Fixed arms	£310	£320	£331	£341	£352
VMD22-000 Adjust arms	£334	£344	£355	£365	£375

DIMENSIONS

Overall height	990-1260
Overall width	670
Overall depth	600
Seat height	590-860
Seat width	470
Seat depth	450
Back height	400
Back width	420

MECHANISMS

Gas lift adjustment
Back rake adjustment
Back height adjustment
Folding back rest
Foot ring



JOTA MESH - PCB



Fabric bands

	A	B	C	D	E
--	---	---	---	---	---

Mesh back operator chair

VMH10-000 No arms	£198	£209	£219	£230	£240
VMH11-000 Fixed arms	£219	£230	£240	£250	£261
VMH12-000 Adjust arms	£240	£250	£261	£271	£282

DIMENSIONS

Overall height	840-960
Overall width	670
Overall depth	600
Seat height	440-560
Seat width	470
Seat depth	450
Back height	530
Back width	430

MECHANISMS

Gas lift adjustment
Back rake adjustment
Back height adjustment

OPTIONS

VMH10-C00	Chrome base +£40
VMH10-0S0	Seat slide +£30

Combine any options
e.g. **VMH10-CS0** chrome base & seat slide +£70



JOTA VISITOR



Fabric bands

	A	B	C	D	E
--	---	---	---	---	---

Fabric visitor chair

VC00-000 No arms	£195	£207	£219	£249	£287
VC01-000 Fixed arms	£214	£225	£238	£267	£305

DIMENSIONS

Overall height	880
Overall width	670
Overall depth	605
Seat height	480
Seat width	470
Seat depth	450
Back height	400
Back width	420

MECHANISMS

Gas lift adjustment
Back rake adjustment
Back height adjustment

OPTIONS

VC00-C00	Chrome base +£40
-----------------	------------------



ALTINO

MADE TO ORDER SEATING

With its clean, modern styling, Altino is guaranteed to provide a contemporary feel to any office environment, due to the multi functions and ergonomic design of the chair. The sculptured moulded foam seat combines with the breathable slimline mesh back or fabric back options, to keep users cool and comfortable in any office or meeting environment.

FEATURES

- No-nonsense office chair designed to fully support in multiple positions
- Breathable, black mesh back or fabric back options to suit all
- Available with no arms, fixed arms, or height adjustable arms
- CMHR high resilience, flexible foam seats for enhanced comfort
- 3 year warranty



This range of products are designed and manufactured to conform to the following standards and tested for type approval:

EN1335-1:2000

EN1335-2:2009

BS 5459-2:2000+A2:2008

STYLES



ERGO



XL



HIGH



DRAUGHTSMAN



MESH



VISITOR





ALTINO

SEATING FAMILY



ALTINO ERGO - ASYNCHRO/PCB



Fabric bands

A	B	C	D	E
---	---	---	---	---

24hr ergonomic chair

AXERGOA PCB	£346	£359	£369	£392	£448
AXERGOB Asynchro	£369	£382	£392	£415	£471

ALTINO XL - ASYNCHRO



Fabric bands

A	B	C	D	E
---	---	---	---	---

High back operator chair

LH40-000 No arms	£225	£238	£249	£281	£317
LH43-000 Fixed arms	£243	£257	£267	£298	£336
LH44-000 Adjust arms	£274	£286	£297	£329	£366
LH46-000 Folding arms	£291	£305	£316	£346	£385

ALTINO HIGH - ASYNCHRO



Fabric bands

A	B	C	D	E
---	---	---	---	---

High back PCB 3 lever operator chair

TH20-000 No arms	£190	£202	£214	£243	£280
TH21-000 Fixed arms	£207	£219	£230	£262	£297
TH22-000 Adjust arms	£232	£243	£255	£286	£322

ALTINO HIGH - PCB



Fabric bands

A	B	C	D	E
---	---	---	---	---

High back asynchro 2 lever operator chair

TH10-000 No arms	£178	£190	£200	£232	£267
TH11-000 Fixed arms	£195	£207	£219	£249	£287
TH12-000 Adjust arms	£219	£232	£243	£274	£311

DIMENSIONS

Overall height	1060-1180
Overall width	680
Overall depth	650
Seat height	540-670
Seat width	520
Seat depth	500
Back height	590
Back width	450

MECHANISMS

Gas lift adjustment
Back rake adjustment
Back height ratchet adjustment
Weight tension control
Lumbar support
Seat depth adjustment
Independent seat tilt adjustment
Height adjustable arms

DIMENSIONS

Overall height	990-1110
Overall width	670
Overall depth	650
Seat height	470-600
Seat width	520
Seat depth	500
Back height	550
Back width	450

MECHANISMS

Gas lift adjustment
Back rake adjustment
Back height ratchet adjustment
Independent seat tilt adjustment

OPTIONS

LH10-C00	Chrome base +£40
LH10-OS0	Seat slide +£30
LH10-00L	Lumbar +£30

Combine any options
e.g. LH10-C0L chrome base & lumbar +£70

DIMENSIONS

Overall height	990-1110
Overall width	670
Overall depth	600
Seat height	440-560
Seat width	470
Seat depth	450
Back height	500
Back width	430

MECHANISMS

Gas lift adjustment
Back rake adjustment
Back height adjustment
Independent seat tilt adjustment

OPTIONS

TH20-C00	Chrome base +£40
TH20-OS0	Seat slide +£30
TH20-00L	Lumbar +£30

Combine any options
e.g. TH20-CS0 chrome base & seat slide +£70

DIMENSIONS

Overall height	990-1110
Overall width	670
Overall depth	600
Seat height	440-560
Seat width	470
Seat depth	450
Back height	500
Back width	430

MECHANISMS

Gas lift adjustment
Back rake adjustment
Back height adjustment

OPTIONS

TH10-C00	Chrome base +£40
TH10-OS0	Seat slide +£30
TH10-00L	Lumbar +£30

Combine any options
e.g. TH10-C0L chrome base & lumbar +£70



ALTINO DRAUGHTSMAN



	Fabric bands				
	A	B	C	D	E
Mesh back draughtsman chair					
AHD10-000 No arms	£250	£260	£270	£280	£300
AHD11-000 Fixed arms	£270	£280	£290	£300	£320
AHD12-000 Adjust arms	£290	£300	£310	£320	£340

DIMENSIONS

Overall height	1090-1340
Overall width	620
Overall depth	550
Seat height	550-800
Seat width	480
Seat depth	460
Back height	530
Back width	460

MECHANISMS

Gas lift adjustment
Back rake adjustment
Back height adjustment
Chrome foot ring



ALTINO MESH - ASYNCRO



	Fabric bands				
	A	B	C	D	E
3 lever mesh back operator chair					
AH20-000 No arms	£219	£232	£243	£274	£311
AH21-000 Fixed arms	£238	£249	£262	£291	£330
AH22-000 Adjust arms	£262	£274	£286	£316	£354

DIMENSIONS

Overall height	970-1090
Overall width	670
Overall depth	600
Seat height	440-560
Seat width	470
Seat depth	450
Back height	530
Back width	430

MECHANISMS

Gas lift adjustment
Back rake adjustment
Back height adjustment
Independent seat tilt adjustment

OPTIONS

AH20-C00 Chrome base +£40
AH20-0S0 Seat slide +£30
Combine any options
e.g. AH20-CS0 chrome base & seat slide +£70



ALTINO MESH - PCB



	Fabric bands				
	A	B	C	D	E
2 lever high mesh back operator chair					
AH10-000 No arms	£207	£219	£232	£262	£297
AH11-000 Fixed arms	£225	£238	£249	£281	£317
AH12-000 Adjust arms	£249	£262	£274	£305	£341

DIMENSIONS

Overall height	970-1090
Overall width	670
Overall depth	600
Seat height	440-560
Seat width	470
Seat depth	450
Back height	530
Back width	430

MECHANISMS


Gas lift adjustment
Back rake adjustment
Back height adjustment

OPTIONS

AH10-C00 Chrome base +£40
AH10-0S0 Seat slide +£30
Combine any options
e.g. AH10-CS0 chrome base & seat slide +£70



ALTINO VISITOR



	Fabric bands				
	A	B	C	D	E
Mesh back visitor chair					
AC00-000 No arms	£241	£254	£265	£295	£336
AC01-000 Fixed arms	£259	£271	£283	£312	£354

DIMENSIONS

Overall height	950
Overall width	630
Overall depth	550
Seat height	470
Seat width	470
Seat depth	450
Back height	530
Back width	430

MECHANISMS

Gas lift adjustment
Back rake adjustment
Back height adjustment

OPTIONS

AC00-C00 Chrome base +£40



SOLUS

MADE TO ORDER SEATING

Solus is a multi-purpose seating collection with a subtle elegance that brings a touch of style to any space. The unique, robust designer back and elegant curves will compliment any work environment, and Solus's simplistic tilt mechanism provides exceptional customised support and a high level of comfort without the need for manual adjustment.

FEATURES

- Designed exclusively by Martin Ballendat
- Next generation office chairs with a natural tilt mechanism for increased comfort
- Designer seats available in black and dove grey with padded arm rests
- Made to order seat pads available in a multitude of fabric colour options
- 5 year warranty



STYLES





SOLUS

SEATING FAMILY



SOLUS TASK WITH CASTORS



Fabric bands

	A	B	C	D	E
Upholstered seat and castors					
SLS305-K Black base	£313	£323	£334	£355	£365
SLS305-C Chrome base	£355	£365	£375	£396	£407

DIMENSIONS

Overall height	810-900
Overall width	630
Overall depth	590
Seat height	420-510
Seat width	465
Seat depth	460
Back height	445
Back width	610

MECHANISMS

Gas lift adjustment
Tilt rocker


OPTIONS

K	Black base
C	Chrome base
K	Black shell
DG	Dove Grey shell

Combine any options
e.g. **SLS305-C-K** Chrome base with Black shell



SOLUS TASK WITH GLIDES



Fabric bands

	A	B	C	D	E
Upholstered seat and glides					
SLS300-K Black base	£313	£323	£334	£355	£365
SLS300-C Chrome base	£355	£365	£375	£396	£407

DIMENSIONS

Overall height	810-900
Overall width	630
Overall depth	590
Seat height	420-510
Seat width	465
Seat depth	460
Back height	445
Back width	610

MECHANISMS

Gas lift adjustment
Tilt rocker

OPTIONS

K	Black base
C	Chrome base
K	Black shell
DG	Dove Grey shell

Combine any options e.g.
SLS300-C-K Chrome base with Black shell



SOLUS DRAUGHTSMAN



Fabric bands

	A	B	C	D	E
Draughtsman chair					
SLS400-K Black base	£365	£375	£386	£407	£417
SLS400-C Chrome base	£407	£417	£428	£448	£459

DIMENSIONS

Overall height	1000-1090
Overall width	610
Overall depth	590
Seat height	600-750
Seat width	465
Seat depth	460
Back height	445
Back width	610

MECHANISMS

Gas lift adjustment
Tilt rocker

OPTIONS

K	Black base
C	Chrome base
K	Black shell
DG	Dove Grey shell

Combine any options e.g.
SLS400-K-K Black base with Black shell



SOLUS MEETING



Fabric bands

	A	B	C	D	E
--	---	---	---	---	---

4 leg meeting chair

SLS200-K					
Black base	£303	£313	£323	£344	£355
SLS200-C					
Chrome base	£323	£334	£344	£365	£375

DIMENSIONS

Overall height	900
Overall width	590
Overall depth	590
Seat height	510
Seat width	465
Seat depth	460
Back height	445
Back width	610

OPTIONS

K	Black base
C	Chrome base
K	Black shell
DG	Dove Grey shell

Combine any options e.g.
SLS200-C-K Chrome base with Black shell



Stackable

SOLUS VISITOR



Fabric bands

	A	B	C	D	E
--	---	---	---	---	---

Cantilever meeting chair

SLS100-K					
Black base	£303	£313	£323	£344	£355
SLS100-C					
Chrome base	£323	£334	£344	£365	£375

DIMENSIONS

Overall height	900
Overall width	590
Overall depth	590
Seat height	510
Seat width	465
Seat depth	460
Back height	445
Back width	610

OPTIONS

K	Black base
C	Chrome base
K	Black shell
DG	Dove Grey shell

Combine any options
e.g. **SLS100-K-DG** Chrome base with Dove Grey shell



Stackable

TUBA

MADE TO ORDER SEATING

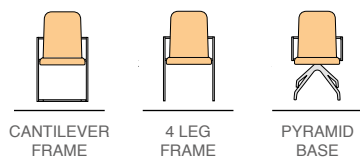
Tuba is handsomely upholstered conference room chair that looks as luxurious as it feels. The fully upholstered seat is available with a full back, half back or a half mesh back, with 4 leg, swivel pyramid base or cantilever frame options, so Tuba will bring the perfect blend of comfort and style to any boardroom, meeting room, conference use or visitor seating.

FEATURES

- Conference and meeting room chairs with comfortable, stylish, inviting curves
- Different frame options with cantilever, pyramid and 4 leg variants, with padded arm rests
- Multitude of fabric colour seat options available to complement the chrome or black frames
- CMHR high resilience, flexible foam seats for enhanced comfort
- 3 year warranty



STYLES





TUBA

SEATING FAMILY



TUBA BLACK CANTILEVER



Fabric bands

A B C D E

Half upholstered back

TUB100C1-K £243 £257 £267 £298 £336

Fully upholstered back

TUB200C1-K £281 £291 £305 £334 £371

Half mesh back

TUB300C1-K £254 £267 £278 £309 £346

DIMENSIONS

Overall height	930	(Half backs 845)
Overall width	640	
Overall depth	500	
Seat height	470	
Seat width	420	
Seat depth	460	
Back height	550	
Back width	440	



Full back



Half back



Stackable

TUBA CHROME CANTILEVER



Fabric bands

A B C D E

Half upholstered back

TUB100C1-C £243 £257 £267 £298 £336

Fully upholstered back

TUB200C1-C £281 £291 £305 £334 £371

Half mesh back

TUB300C1-C £254 £267 £278 £309 £346

DIMENSIONS

Overall height	930	(Half backs 845)
Overall width	640	
Overall depth	500	
Seat height	470	
Seat width	420	
Seat depth	460	
Back height	550	
Back width	440	



Full back



Half back



Stackable

TUBA BLACK 4 LEG



Fabric bands

A B C D E

Half upholstered back

TUB104C1-K £243 £257 £267 £298 £336

Fully upholstered back

TUB204C1-K £281 £291 £305 £334 £371

Half mesh back

TUB304C1-K £254 £267 £278 £309 £346

DIMENSIONS

Overall height	930	(Half backs 845)
Overall width	640	
Overall depth	500	
Seat height	470	
Seat width	420	
Seat depth	460	
Back height	550	
Back width	440	



Full back



Half back



Stackable

TUBA CHROME 4 LEG



Fabric bands

A	B	C	D	E
---	---	---	---	---

Half upholstered back

TUB104C1-C	£243	£257	£267	£298	£336
------------	------	------	------	------	------

Fully upholstered back

TUB204C1-C	£281	£291	£305	£334	£371
------------	------	------	------	------	------

Half mesh back

TUB304C1-C	£254	£267	£278	£309	£346
------------	------	------	------	------	------

DIMENSIONS

Overall height	930	(Half backs	845)
Overall width	640		
Overall depth	500		
Seat height	470		
Seat width	420		
Seat depth	460		
Back height	550		
Back width	440		



Full back Half back Stackable

TUBA BLACK PYRAMID



Fabric bands

A	B	C	D	E
---	---	---	---	---

Half upholstered back

TUB102C1-K	£290	£300	£310	£320	£340
------------	------	------	------	------	------

Fully upholstered back

TUB202C1-K	£330	£340	£350	£360	£380
------------	------	------	------	------	------

Half mesh back

TUB302C1-K	£315	£325	£335	£345	£355
------------	------	------	------	------	------

DIMENSIONS

Overall height	930	(Half backs	845)
Overall width	640		
Overall depth	500		
Seat height	470		
Seat width	420		
Seat depth	460		
Back height	550		
Back width	440		



Full back Half back

TUBA WHITE PYRAMID



Fabric bands

A	B	C	D	E
---	---	---	---	---

Half upholstered back

TUB102C1-WH	£290	£300	£310	£320	£340
-------------	------	------	------	------	------

Fully upholstered back

TUB202C1-WH	£330	£340	£350	£360	£380
-------------	------	------	------	------	------

Half mesh back

TUB302C1-WH	£315	£325	£335	£345	£355
-------------	------	------	------	------	------

DIMENSIONS

Overall height	930	(Half backs	845)
Overall width	640		
Overall depth	500		
Seat height	470		
Seat width	420		
Seat depth	460		
Back height	550		
Back width	440		



Full back Half back

SANTANA

MADE TO ORDER SEATING

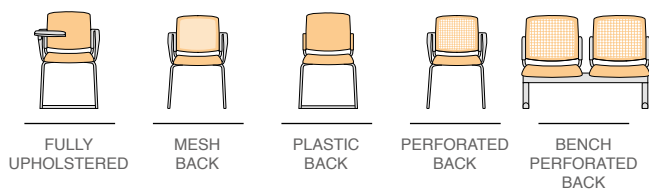
Santana offers strong and durable seating options that are both stylish and practical. The angled lines of these meeting room chairs create an unpretentious, contemporary look that blends well with just about any office design. Santana is available in black, white, blue and grey shells, with numerous upholstered seating and frame options so people can relax and sit in comfort.

FEATURES

- Strong, durable and lightweight plastic chair with 3 leg frame options
- An upholstered seat option provides additional comfort for extended applications
- Available with arms, without arms or with right hand writing tablet
- Ideal for any multi seating environment - café, breakout, training, & meeting rooms
- 3 year warranty



STYLES





SEATING
MADE TO ORDER

SANTANA

SEATING FAMILY



SANTANA FULLY UPHOLSTERED

SANTANA MESH BACK

SANTANA PLASTIC BACK

SANTANA PLASTIC SEAT & BACK



Fabric bands

A	B	C	D	E
---	---	---	---	---

Four leg stacking chair

SFU100 No arms	£188	£198	£209	£219	£230
SFU101 Fixed arms	£219	£230	£240	£250	£261
SFU102 Writing tablet	£250	£261	£271	£282	£292

Four leg mobile chair

SFU200 No arms	£209	£219	£230	£240	£250
SFU201 Fixed arms	£240	£250	£261	£271	£282
SFU202 Writing tablet	£271	£282	£292	£303	£313

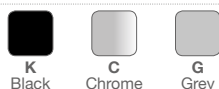
Cantilever chair

SFU300 No arms	£219	£230	£240	£250	£261
SFU301 Fixed arms	£250	£261	£271	£282	£292
SFU302 Writing tablet	£282	£292	£303	£313	£323

DIMENSIONS

Overall height	790	(Cantilever	820)
Overall width	500	(With arms	580)
Overall depth	530	(Writing tablet	730)
Seat height	440		
Seat width	460		
Seat depth	430		
Back height	380		
Back width	430		

FRAME FINISHES



Please add frame finish when ordering
e.g. SFU302 with chrome frame = SFU302-C



Stackable



Fabric bands

A	B	C	D	E
---	---	---	---	---

Four leg stacking chair

SMB100 No arms	£178	£188	£198	£209	£219
SMB101 Fixed arms	£209	£219	£230	£240	£250
SMB102 Writing tablet	£240	£250	£261	£271	£282

Four leg mobile chair

SMB200 No arms	£209	£219	£230	£240	£250
SMB201 Fixed arms	£240	£250	£261	£271	£282
SMB202 Writing tablet	£271	£282	£292	£303	£313

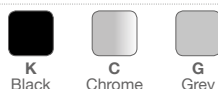
Cantilever chair

SMB300 No arms	£219	£230	£240	£250	£261
SMB301 Fixed arms	£250	£261	£271	£282	£292
SMB302 Writing tablet	£282	£292	£303	£313	£323

DIMENSIONS

Overall height	790	(Cantilever	820)
Overall width	500	(With arms	580)
Overall depth	530	(Writing tablet	730)
Seat height	440		
Seat width	460		
Seat depth	430		
Back height	380		
Back width	430		

FRAME FINISHES



Please add frame finish when ordering
e.g. SMB101 with grey frame = SMB101-G



Stackable



Fabric bands

A	B	C	D	E
---	---	---	---	---

Four leg stacking chair

SUS100 No arms	£167	£178	£188	£198	£209
SUS101 Fixed arms	£198	£209	£219	£230	£240
SUS102 Writing tablet	£230	£240	£250	£261	£271

Four leg mobile chair

SUS200 No arms	£198	£209	£219	£230	£240
SUS201 Fixed arms	£230	£240	£250	£261	£271
SUS202 Writing tablet	£261	£271	£282	£292	£303

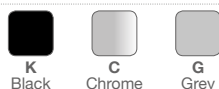
Cantilever chair

SUS300 No arms	£209	£219	£230	£240	£250
SUS301 Fixed arms	£240	£250	£261	£271	£282
SUS302 Writing tablet	£271	£282	£292	£303	£313


DIMENSIONS

Overall height	790	(Cantilever	820)
Overall width	500	(With arms	580)
Overall depth	530	(Writing tablet	730)
Seat height	440		
Seat width	460		
Seat depth	430		
Back height	380		
Back width	430		

FRAME FINISHES



PLASTIC COLOURS



Please add frame finish followed by plastic colour when ordering
e.g. SUS101 with grey frame and grey back = SUS101-G-G



Stackable



RRP

Four leg stacking chair

SNT100 No arms	£135
SNT101 Fixed arms	£165
SNT102 Writing tablet	£196

Four leg mobile chair

SNT200 No arms	£165
SNT201 Fixed arms	£196
SNT202 Writing tablet	£227

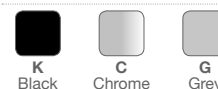
Cantilever chair

SNT300 No arms	£176
SNT301 Fixed arms	£207
SNT302 Writing tablet	£238

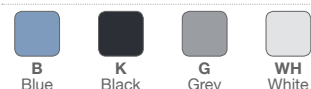
DIMENSIONS

Overall height	790	(Cantilever	820)
Overall width	500	(With arms	580)
Overall depth	530	(Writing tablet	730)
Seat height	440		
Seat width	460		
Seat depth	430		
Back height	380		
Back width	430		

FRAME FINISHES



PLASTIC COLOURS



Please add frame finish followed by plastic colour when ordering
e.g. SNT101 with chrome frame and white back = SNT101-C-WH



Stackable

SANTANA PERFORATED BACK



Fabric bands

A	B	C	D	E
---	---	---	---	---

Four leg stacking chair

SUP100 No arms	£167	£178	£188	£198	£209
SUP101 Fixed arms	£198	£209	£219	£230	£240
SUP102 Writing tablet	£230	£240	£250	£261	£271

Four leg mobile chair

SUP200 No arms	£198	£209	£219	£230	£240
SUP201 Fixed arms	£230	£240	£250	£261	£271
SUP202 Writing tablet	£261	£271	£282	£292	£303


Cantilever chair

SUP300 No arms	£209	£219	£230	£240	£250
SUP301 Fixed arms	£240	£250	£261	£271	£282
SUP301 Writing tablet	£271	£282	£292	£303	£313

DIMENSIONS

Overall height	790	(Cantilever 820)
Overall width	500	(With arms 580)
Overall depth	530	(Writing tablet 730)
Seat height	440	
Seat width	460	
Seat depth	430	
Back height	380	
Back width	430	

FRAME FINISHES



PLASTIC COLOURS



Please add frame finish followed by plastic colour when ordering
e.g. **SUP101** with grey frame and grey back = **SUP101-G-G**



Stackable

SANTANA PERFORATED/PLASTIC BENCH PERFORATED BACK



RRP

Four leg stacking chair

SPB100 No arms	£135
SPB101 Fixed arms	£165
SPB102 Writing tablet	£196

Four leg mobile chair

SPB200 No arms	£165
SPB201 Fixed arms	£196
SPB202 Writing tablet	£227

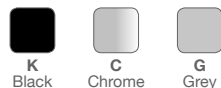
Cantilever chair

SPB300 No arms	£176
SPB301 Fixed arms	£207
SPB301 Writing tablet	£238

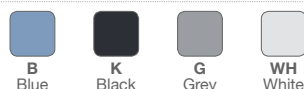
DIMENSIONS

Overall height	790	(Cantilever 820)
Overall width	500	(With arms 580)
Overall depth	530	(Writing tablet 730)
Seat height	440	
Seat width	460	
Seat depth	430	
Back height	380	
Back width	430	

FRAME FINISHES



PLASTIC COLOURS



Please add frame finish followed by plastic colour when ordering
e.g. **SPB101** with black frame and black back = **SPB101-K-K**



Stackable



RRP

Bench with 2 seats

SPB-B2 No arms	£380
--------------------------	------

Bench with 3 seats

SPB-B3 No arms	£530
--------------------------	------

Bench with 2 seats and table

SPB-B3T No arms	£550
---------------------------	------

Bench with 4 seats

SPB-B4 No arms	£725
--------------------------	------

Bench with 3 seats and table

SPB-B4T No arms	£740
---------------------------	------

DIMENSIONS

Overall height	760	760	760
Overall width	1000	1450	1900
Overall depth	600	600	600
Seat height	425	425	425
Seat width	460	460	460
Seat depth	395	395	395
Back height	370	370	370
Back width	460	460	460
	2 Wide	3 Wide	4 Wide

PLASTIC COLOURS



Please add plastic colour when ordering
e.g. **SPB-B2** with blue seats **SPB-B2-B**



MULTI-PURPOSE

MADE TO ORDER SEATING

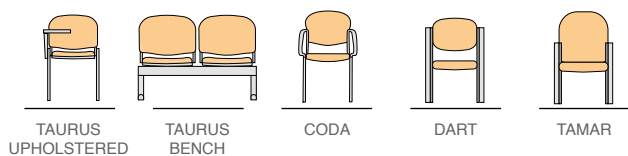
Our range of made to order conference seating options have been designed to make people feel welcome and focused during meetings and presentations, so key decisions relating to the business can be made in an inspiring and comfortable meeting environment where people can concentrate and absorb the information being delivered. These contoured meeting and waiting chairs are the perfect combination of style, strength and extra comfort.

FEATURES

- Taurus is a sleek, comfortable seating solution for any meeting or educational space
- Coda is a general use conference room chair with a chrome frame and padded seat
- Tamar is elegant yet simple in its design, with a laminated beech 4 leg frame
- Dart is a traditional wooden frame meeting chair that provides robust seating



STYLES





MULTI-PURPOSE

FAMILY OF CHAIRS

TAURUS BLACK FRAME



	Fabric bands				
	A	B	C	D	E

Black frame

TAU4002 No arms	£91	£104	£115	£134	£157
TAU4003 Fixed arms	£134	£145	£157	£175	£199
TAU4004 Writing tablet	£152	£164	£175	£193	£218

DIMENSIONS

Overall height	810	
Overall width	540	(with arms 640)
Overall depth	550	
Seat height	485	
Seat width	470	
Seat depth	410	
Back height	330	
Back width	480	

OPTIONS

TAULINK Linking bracket £20



Stackable
(not writing tablet)

TAURUS CHROME FRAME



	Fabric bands				
	A	B	C	D	E

Chrome frame

TAU4005 No arms	£104	£115	£128	£145	£182
TAU4006 Fixed arms	£145	£157	£169	£188	£212
TAU4007 Writing tablet	£164	£175	£188	£205	£231

DIMENSIONS

Overall height	810	
Overall width	540	(with arms 640)
Overall depth	550	
Seat height	485	
Seat width	470	
Seat depth	410	
Back height	330	
Back width	480	

OPTIONS

TAULINK Linking bracket £20



Stackable
(not writing tablet)

TAURUS BENCH - FABRIC



	Fabric bands				
	A	B	C	D	E

Bench with 2 seats

TAU-U-B2 No arms	£340	£350	£360	£370	£410
----------------------------	------	------	------	------	------

Bench with 3 seats

TAU-U-B3 No arms	£430	£440	£460	£490	£530
----------------------------	------	------	------	------	------

Bench 2 seats and table

TAU-U-B3T No arms	£450	£460	£480	£500	£540
-----------------------------	------	------	------	------	------

Bench 4 seats

TAU-U-B4 No arms	£600	£620	£640	£670	£720
----------------------------	------	------	------	------	------

Bench with 3 seats and table

TAU-U-B4T No arms	£620	£640	£660	£690	£740
-----------------------------	------	------	------	------	------

DIMENSIONS

Overall height	760	760	760
Overall width	1000	1450	1900
Overall depth	600	600	600
Seat height	425	425	425
Seat width	460	460	460
Seat depth	395	395	395
Back height	370	370	370
Back width	460	460	460
	2 Wide	3 Wide	4 Wide



TAURUS BENCH - PLASTIC



RRP

Bench with 2 seats

TAU-P-B2 No arms	£280
----------------------------	------

Bench with 3 seats

TAU-P-B3 No arms	£340
----------------------------	------

Bench 2 seats and table

TAU-P-B3T No arms	£375
-----------------------------	------

Bench with 4 seats

TAU-P-B4 No arms	£450
----------------------------	------

Bench with 3 seats and table

TAU-P-B4T No arms	£490
-----------------------------	------

DIMENSIONS

Overall height	760	760	760
Overall width	1000	1450	1900
Overall depth	600	600	600
Seat height	425	425	425
Seat width	460	460	460
Seat depth	395	395	395
Back height	370	370	370
Back width	460	460	460
	2 Wide	3 Wide	4 Wide

OPTIONS

Plastic colours



Please add plastic colour when ordering
e.g. **TAU-P-B2** with blue seats **TAU-P-B2-B**



CODA
MULTI-PURPOSE



		Fabric bands				
		A	B	C	D	E
Chrome frame						
COD100H	No arms	£141	£154	£165	£178	£206
COD101H	With arms	£165	£178	£190	£202	£231

DIMENSIONS

Overall height	930	
Overall width	490	(with arms 580)
Overall depth	570	
Seat height	480	
Seat width	440	
Seat depth	470	
Back height	380	
Back width	450	



DART
WOODEN FRAME



		Fabric bands				
		A	B	C	D	E
Wooden frame						
DAR50001	No arms	£183	£195	£219	£238	£262
DAR50004	With arms	£183	£195	£219	£238	£262

DIMENSIONS

Overall height	850	
Overall width	520	
Overall depth	600	
Seat height	460	
Seat width	450	
Seat depth	510	
Back height	320	
Back width	390	



TAMAR
CONFERENCE CHAIR



		Fabric bands				
		A	B	C	D	E
Wooden frame						
TAM50001	No arms	£267	£281	£291	£305	£336
TAM50004	With arms	£274	£286	£298	£310	£341

DIMENSIONS

Overall height	820	
Overall width	580	
Overall depth	540	
Seat height	460	
Seat width	500	
Seat depth	470	
Back height	480	
Back width	500	



RECEPTION

MADE TO ORDER SOFT SEATING

Upholstered soft seating helps to create relaxed working environments where people can go for some time away from their desk, meet and collaborate or bring their laptop with them to work away from the distractions of phones and colleagues, ideal for corporate breakout spaces, open plan offices, reception areas and meeting rooms.

An extensive range of fabrics and finishes can add style, colour and interest to any office space by creating a relaxed and unique, fully co-ordinated look, perfect for breakout spaces, working hot spots or for use in a reception area where visitors can rest in comfort.





Ziggy - Made-to-order Meeting Booths



Ziggy Meeting Booths

Ziggy is available as a 2 or 4 person meeting pod and has been designed to bring people together in a place where ideas, insight and inspiration can be shared. The fully upholstered cushion and back delivers comfort and support with a modern design to create quiet space in today's collaborative, open office or reception areas and offering a private place for employees to sit and relax, or for teams to meet in seclusion.

- Deep-foamed seat construction with two-tone fabric options
- Choice of small or medium footprints
- Large side screens which offer effective noise reduction & privacy
- Enclosed visual and acoustic space to accommodate working groups

Pricing

Code	Description	Made to order				
		A	B	C	D	E
ZIGL-02	Two seater low back	£1823	£1928	£2084	£2344	£2605
ZIGH-02	Two seater high back	£2084	£2344	£2553	£2761	£2969
ZIGL-04	Four seater low back	£2553	£2761	£2969	£3178	£3490
ZIGH-04	Four seater high back	£2969	£3125	£3386	£3646	£3907

Fabric



Bands
A,B,C,D,E

Table



Summer Oak



White



Dimensions

Code	Overall depth	Overall width	Overall height	Seat height	Seat depth	Seat width
ZIGL-02	715	2075	910	435	480	600
ZIGH-02	715	2075	1270	435	480	600
ZIGL-04	1315	2075	910	435	480	1200
ZIGH-04	1315	2075	1270	435	480	1200

Ziggy - Made-to-order Reception & Soft Seating



Ziggy Single & Double Reception Seating

A versatile 2 or 4 seater sofa range designed to work alone or as components, Ziggy soft seating is adaptable to changing work styles and shifting work postures while supporting varying degrees of privacy in an era of open space engagement. The broad appeal of the Ziggy sofas rests with its contemporary style and scale, flexibility and great value, making it extremely appropriate as reception area or office seating.

- Fully upholstered seat cushion and back available in 1 & 2 seater chairs
- Sofas can be positioned together with a table to create a meeting area
- A comfortable place to sit for prolonged periods
- Form a social space for private meetings or casual socialising

Pricing

Code	Description	Made to order				
		A	B	C	D	E
ZIGS01-L	One seater low back	£500	£550	£600	£650	£700
ZIGS01-H	One seater high back	£650	£700	£750	£800	£875
ZIGS02-L	Two seater low back	£800	£850	£900	£1000	£1150
ZIGS02-H	Two seater high back	£1000	£1075	£1150	£1250	£1400

Fabric



Bands
A,B,C,D,E



ZIGS02-L

ZIGS01-L

Dimensions

Code	Overall depth	Overall width	Overall height	Seat height	Seat depth	Seat width
ZIGS01-L	730	600	910	470	480	600
ZIGS01-H	730	600	1290	470	480	600
ZIGS02-L	730	1200	910	470	480	1200
ZIGS02-H	730	1200	1290	470	480	1200



RECEPTION
SOFT SEATING



Helsinki Fabric Reception Seating

The Helsinki fully upholstered sofa can easily adapt to all spaces due to its aesthetic simplicity, angular corners and generous proportions. Often situated in reception areas, Helsinki is equally at home in informal meeting spaces, private offices and breakout spaces, offering employees and visitors alike a comfortable seating experience, without compromising on style.

- Made to order fabric reception seating ideal for any modern interior
- 1, 2 and 3 seater sofas available in a multitude of fabric options
- Silver steel base and legs for strength and stability
- Features deep cushioned seats and backs with a square block design

Pricing

Code		Made to order				
		A	B	C	D	E
HEL30001	Single chair	£678	£730	£782	£834	£886
HEL30002	Two seater	£1013	£1052	£1104	£1194	£1275
HEL30004	Three seater	£1421	£1482	£1564	£1705	£1833

Fabric



Bands
A,B,C,D,E

Dimensions

Code	Overall depth	Overall width	Back width	Back height	Seat height	Seat depth	Seat width
HEL30001	710	800	555	395	455	525	555
HEL30002	710	1340	1105	395	455	525	1105
HEL30004	710	1880	1640	395	455	525	1640





Slender Single & Double Reception Seating

Slender is a clean, attractive soft seating solution that can add to the welcoming atmosphere of any reception area, allowing visitors to feel at ease while they wait. The conveniently sized one and two seater tub chairs are fully upholstered and available in different colour and fabric options to match any existing office colour scheme.

- Available in 1 and 2 seater combinations
- Multitude of fabric and colour options available
- Curved, contoured backs for enhanced comfort
- Matching feet options to glide across the floor

Pricing

Code		Made to order				
		A	B	C	D	E
SLE50001	Single chair	£402	£450	£494	£549	£617
SLE50002	Two seater	£615	£681	£768	£807	£908



SLE50001

Fabric



Bands
A,B,C,D,E

Dimensions

Code	Overall depth	Overall width	Back width	Back height	Seat height	Seat depth	Seat width
SLE50001	580	620	630	330	430	500	500
SLE50002	600	1225	1000	330	430	540	1120



SLE50002



Otis Fabric Lounge Chair & Coffee Table

With sophisticated design styling, Otis features voluminous curves for a soft and stylish profile. The upholstered tub style chair has angled sides which offer a relaxing and comfortable seating solution and the distinctive, diagonal four-legged chrome frame complements the matching coffee table to perfection.

- Elegant, flowing lines with a durable laminated interior frame
- Polished chrome finish four-leg design with floor protectors
- Comprehensive choice of fabrics with two-tone options
- Ideal around a coffee table in a reception or waiting area

Pricing

Code	Description	Made to order				
		A	B	C	D	E
OTIS01	Single chair	£617	£645	£673	£729	£785
OTIS01-CT	Coffee table	£214				

Fabric



Bands
A,B,C,D,E

Table



Summer Oak
(O)



White
(WH)

Dimensions

Code	Overall depth	Overall width	Overall height	Seat height	Seat depth	Seat width
OTIS01	720	610	800	470	450	450
OTIS01-CT	600	600	420			

(add suffix to end of table code)





Celestra Fabric Tub Chair

Celestra reception chairs are ideal for providing a place to sit and wait for visitors before an appointment, offering clean, comfortable seating. The best luxury comes not only from quality material but also from an ergonomic design that supports the back, looks good and makes visitors feel welcome.

- Single tub chair with high arms
- Multi-use compact design
- Multitude of fabric and colour options available
- Ideal around a coffee table in a reception or waiting area

Pricing

Code	Made to order				
	A	B	C	D	E
CEL50001 Single chair	£435	£495	£531	£650	£712

Fabric



Dimensions

Code	Overall depth	Overall width	Overall height	Seat height	Seat depth	Seat width
CEL50001	700	650	850	470	500	470



CEL50001



Medley Fabric Chairs and Stools

Medley is a funky, versatile and functional collection of lounge soft seating that is adaptable to multiple environments and spatial needs. Available in choice of fabric finishes and frame styles, Medley's back to basics design is ideal for adding a touch of colour to any office space and looking contemporary, vibrant and chic.

- Generous internal seat size with durable high density foam
- Choice of height adjustable swivel base or chrome wire frame
- Ideal for receptions, waiting rooms and breakout areas
- Double curve internal laminated wood shell

Pricing

Code	Description	Made to order				
		A	B	C	D	E
MED01	Sled frame	£332	£348	£370	£405	£438
MED02	Swivel frame	£421	£438	£460	£494	£528
MED03	Sled frame	£292	£315	£332	£354	£370



MED01

Fabric



Bands
A,B,C,D,E

Dimensions

Code	Overall depth	Overall width	Overall height	Seat height	Seat depth	Seat width
MED01	630	610	720	405	430	610
MED02	600	610	720-860	380-510	430	610
MED03	500	500	970	790	380	500



MED02



MED03



Alto Fabric Modular Reception Seating

Alto is a modular range of reception furniture that can be customised to fit the specific needs of the modern office, providing comfortable office seating for visitors while they wait. The flexibility of the modular components with curved, straight, left and right hand options allows for multiple configurations without sacrificing on style.

- Simple, versatile selection of shapes for large and small footprints
- Easy to move and re-configure to suit different environments
- Deep-foamed seats offering enhanced comfort within relaxation areas
- Solid wooden internal construction

Pricing

Code		Made to order				
		A	B	C	D	E
ALT50001	No arms	£255	£300	£330	£346	£413
ALT50002	Concave	£266	£312	£341	£359	£424
ALT50004	With arms	£382	£468	£537	£560	£648
ALT50005	Left arm	£353	£410	£456	£496	£560
ALT50006	Right arm	£353	£410	£456	£496	£560
ALT50007	Corner section	£495	£547	£599	£652	£730
ALT50008	Table	£157	£180	£192	£203	£236

Fabric



Bands
A,B,C,D,E



ALT50001



ALT50007



ALT50008



ALT50002

Dimensions

Code	Overall depth	Overall width	Overall height	Seat height	Seat depth	Seat width
ALT50001	640	580	780	420	490	580
ALT50002	640	560	780	420	490	260-480
ALT50004	640	770	780	420	490	580
ALT50005	640	675	780	420	490	580
ALT50006	640	675	780	420	490	580
ALT50007	665	665	780	420	490	580
ALT50008	620	620	275			



ALT50006



ALT50004



ALT50005



Kraft Fabric Modular Breakout Seating

The Kraft modular soft seating collection is as reconfigurable as it is versatile and can be grouped together to create modular layouts, or be used as stand-alone, free-standing pieces. The fully upholstered benches support an endless array of configurations where people can come together to promote collaboration in any setting, and a creative use of different fabrics and coffee tables can bring impact to any space.

- Modular seating collection equipped to support a variety of activities
- Made up of 7 unique seating units to assemble in multiple configurations
- Versatile and easy to configure to suit all work spaces
- Frames available in silver with matching square and corner coffee tables

Pricing

Code		Made to order				
		A	B	C	D	E
KRF-S-B	Single bench with back	£417	£469	£521	£573	£625
KRF-S	Single bench	£313	£339	£365	£391	£417
KRF-D-BB	Double bench with back	£625	£704	£782	£860	£938
KRF-D	Double bench	£443	£469	£521	£547	£573
KRF-Q	Corner unit	£313	£339	£365	£391	£417
KRF-Q-TABLE	Corner table	£261				
KRF-S-TABLE	Coffee table	£261				



KRF-S-B



KRF-S

Fabric




Bands
A,B,C,D,E

Table



Summer Oak
(O)



White
(WH)



KRF-D-BB



KRF-D

Dimensions

Code	Overall depth	Overall width	Overall height	Seat height	Seat depth	Seat width
KRF-S-B	700	700	790	430	510	700
KRF-S	700	700	430	430	700	700
KRF-D-BB	700	1400	790	430	510	1400
KRF-D	700	1400	430	430	700	1400
KRF-Q	700	700	430	430	700	700
KRF-Q-TABLE	700	700	240			
KRF-S-TABLE	700	700	240			

(add suffix to end of table code)



KRF-Q



KRF-Q-TABLE



KRF-S-TABLE



Groove Fabric Versatile Breakout Seating

Groove breakout seating provides a flexible and informal seating solution for a wide range of environments. Available in a multitude of shapes, sizes and finishes, and with endless permutations, Groove interlinking seating can add colour, fun and inspiration to breakout areas and offices.

- Use on their own or mix with other seating ranges
- Easy to move and re-configure to suit different environments
- Deep-foamed seats offering enhanced comfort within relaxation areas
- Stylish accessory for any breakout or reception area

Pricing

Code		Made to order				
		A	B	C	D	E
GR01	Bubble	£171	£193	£215	£242	£270
GR02	Square	£171	£193	£215	£242	£270
GR03	Brick	£303	£352	£373	£429	£483
GR06	Hexagon	£209	£242	£275	£303	£337

Fabric



Bands
A,B,C,D,E

Dimensions

Code	Overall depth	Overall width	Overall height
GR01	410	410	430
GR02	410	410	430
GR03	410	910	430
GR06	460	530	430



GR01



GR02



GR03



GR06



Meavy Wooden Frame Waiting Chairs

Meavy chairs combine the beauty of high quality upholstery and the strength of a solid beech wooden frame for a stylish yet durable seating option. With both arm and armless options available, the chair's simple, classic design allows it to complement any office environment and keep visitors comfortable and relaxed

- Elegant, flowing lines with a solid beech frame
- Low arm and high arm, 1 and 2 seater combinations
- Ideal around a coffee table in a reception or waiting area
- Sturdy Birch plywood internal back frame

Pricing

Code		Made to order				
		A	B	C	D	E
MEA50001	No arms	£322	£353	£383	£407	£445
MEA50002	Double with arms	£516	£534	£582	£655	£730
MEA50004	Single with arms	£340	£364	£395	£420	£459

Fabric



Bands
A,B,C,D,E

Dimensions

Code	Overall depth	Overall width	Overall height	Seat height	Seat depth	Seat width
MEA50001	720	520	940	470	510	470
MEA50002	720	1050	940	470	510	940
MEA50004	720	570	940	470	510	470



MEA50002



MEA50001



MEA50004



Yealm Modular Wooden Frame Reception Chairs

Yealm is a stylish reception soft seating solution with a curved laminated wooden frame and ergonomic back design that allows visitors to wait in comfort whenever they visit the office. This modular seating solution comes with a solid wood top table and a selection of fabric options, so you can custom design the seats to fit your office perfectly.

- Elegant, flowing lines with a laminated wooden frame
- Low arm, high arm, left hand and right hand seating options
- Ideal around the matching coffee table in a reception or waiting area
- Laminated bent wood frame with clear hard wearing lacquer

Pricing

Code	Made to order				
	A	B	C	D	E
YEA50001 No arms	£322	£346	£371	£402	£454
YEA50004 With arms	£334	£359	£378	£412	£465
YEA50005 Left arm	£329	£353	£378	£402	£459
YEA50006 Right arm	£329	£353	£378	£402	£459

YEA50008 Table
RRP
£214

Fabric



Bands
A,B,C,D,E

Dimensions

Code	Overall depth	Overall width	Overall height	Seat height	Seat depth	Seat width
YEA50001	570	540	890	380	460	460
YEA50005	570	540	890	380	460	460
YEA50006	570	540	890	380	460	460
YEA50004	570	540	890	380	460	460
YEA50008	380	910	380			



YEA50001



YEA50004



YEA50006



YEA50005



YEA50008



Fabric - Banding & applications

CAMIRA - Fabrics

Camira Fabrics design and manufacture contract textiles used in a vast array of commercial interiors, offices, education, healthcare, transport and hospitals, making over 8 million metres of fabric a year.

Camira stocked fabrics

Fabric	Band	Fabric type		Hazard		Usage	
		Natural	Synthetic	Low	Medium (Crib 5)	Task chairs	Soft seating
Advantage	A		✓	✓		✓	
Era	A		✓	✓		✓	✓
Phoenix	A		✓	✓		✓	
Rivet	A		✓	✓		✓	✓
Xtreme	A		✓	✓	✓	✓	
Armadillo	C	✓		✓	✓	✓	✓
Aspect	C		✓	✓		✓	✓
Main Line Flax	C	✓		✓	✓	✓	✓
Manila	C		✓	✓		✓	✓
Patina	C	✓		✓	✓	✓	✓
Vita	C		✓	✓	✓	✓	✓
24/7 Flax	D	✓		✓	✓	✓	✓
Blazer	D	✓		✓	✓*	✓	✓
Main Line Flax Stripe	D	✓		✓	✓	✓	✓
Synergy	D	✓		✓	✓*	✓	✓
Track	D		✓	✓	✓	✓	✓
Yoredale	D	✓		✓		✓	✓
Craggan	E	✓		✓	✓	✓	✓
Zap	E	✓		✓	✓*	✓	✓
Corrosion	F	✓		✓	✓*	✓	✓
Synergy Quilts	F	✓		✓		✓	

Camira made to order fabrics (approx 3 week lead time at Camira)

Fabric	Band	Fabric type		Hazard		Usage	
		Natural	Synthetic	Low	Medium (Crib 5)	Task chairs	Soft seating
Citadel	A		✓	✓		✓	
Gravity	B		✓	✓		✓	
Main Line Plus	C	✓		✓	✓	✓	✓
Manhattan	C		✓	✓		✓	
Sprint	C		✓	✓		✓	
Urban	C		✓	✓	✓	✓	
Vita	C		✓	✓	✓	✓	✓
X2	C		✓	✓	✓	✓	✓
Aquarius	D	✓		✓	✓*	✓	✓
Halcyon	D		✓	✓	✓	✓	✓
Hemp	E	✓		✓	✓	✓	✓

* With treatment

PANAZ - Contract fabrics

Panaz is one of Europe's leading suppliers of high quality decorative fabrics and wallcoverings for the hospitality, healthcare and corporate sectors, with a diverse and comprehensive range of beautiful, exclusive and durable fire retardant furnishing fabrics.

Fabric	Band	Fabric type		Hazard		Seating application	
		Natural	Synthetic	Low	Medium (Crib 5)	Task chairs	Soft seating
Cadet colours	B	✓		✓	✓	✓	✓
Highland	B		✓	✓	✓	✓	✓**
Kilda	B		✓	✓	✓	✓	✓
Morgan Pro	B		✓	✓	✓	✓	✓
Soft Touch Pro	B		✓	✓	✓	✓	✓
Aston	C	✓		✓	✓	✓	✓
Brookland	C	✓		✓	✓	✓	✓
Eco Twill	C		✓	✓	✓	✓	✓
Marna	C		✓	✓	✓	✓	✓
Myriad	C		✓	✓	✓	✓	✓
Ultimate Touch	C	✓		✓	✓	✓	✓
Vintage	C	✓		✓	✓	✓	✓
Altair	D		✓	✓	✓	✓	✓
Digital Age / Binary Age	D		✓	✓	✓	✓	✓
Gridz	D		✓	✓	✓	✓	✓
Highland Matte	D		✓	✓	✓	✓	✓
Linear	D		✓	✓	✓	✓	✓
Microvelle	D		✓	✓	✓	✓	✓
Pixel	D		✓	✓	✓	✓	✓
Harvard	E		✓	✓	✓	✓	✓**
Patternistas	E		✓	✓	✓	✓	✓
Crackle Glaze	E	✓		✓	✓	✓	✓
Purdey	F		✓	✓	✓	✓	✓
Shapes	F		✓	✓	✓	✓	✓

** Fabric not suitable for all soft seating products. Contact our sales team for further details

Fabric - Banding & applications

GABRIEL - Furniture fabrics

With more than 160 years of experience with fabrics and a global mindset, Gabriel is well known around the world for developing exclusive fabrics based on exceptional Danish craftsmanship, premium quality and environmental friendliness.

Fabric	Band	Fabric type		Hazard		Usage	
		Natural	Synthetic	Low	Medium (Crib 5)	Task chairs	Soft seating
Dragon	A		✓	✓	✓	✓	✓
Event	A	✓		✓		✓	✓
Fighter	B		✓	✓	✓	✓	✓
Go Uni	B		✓	✓		✓	✓
Medley	B		✓	✓	✓	✓	✓
String	B		✓	✓	✓	✓	✓
Atlantic	C		✓	✓	✓	✓	✓
Elevation	C		✓	✓		✓	✓
Fame	C	✓		✓		✓	✓
Flex	C		✓	✓	✓	✓	✓
Step	C		✓	✓	✓	✓	✓
Capture	D		✓	✓		✓	✓
Crisp	D		✓	✓		✓	✓
Note	D	✓		✓	✓	✓	✓
Luna 2	E			✓	✓	✓	✓
Chess Royal	E	✓		✓	✓	✓	✓
CrissCross	E	✓		✓	✓	✓	✓

AGUA - Furniture fabrics

Agua is a family owned business that has been supplying products to the Contract market since the 1930's. All products are REACH compliant and phthalate free, combining luxury and elegance with stunning practicality and durability.

Fabric	Band	Fabric type		Hazard		Usage	
		Natural	Synthetic	Low	Medium (Crib 5)	Task chairs	Soft seating
Lavaro	A		✓	✓		✓	✓
Tash	A		✓	✓	✓	✓	✓
Stol	B		✓	✓	✓	✓	✓
Juno	C	✓		✓		✓	✓
Libra	C	✓		✓		✓	✓
Linetta	C	✓		✓		✓	✓
Lunar	C		✓	✓		✓	✓
Paint Pot	C		✓	✓		✓	✓
Aries	D		✓	✓	✓	✓	✓
Aura	D	✓		✓		✓	✓
Cashmir	D	✓		✓		✓	✓
Furnisoft	D		✓	✓	✓	✓	✓
Fusion	D		✓	✓	✓	✓	✓
Nova	D	✓		✓		✓	✓
Sark	D	✓		✓		✓	✓
Taurus	D		✓	✓		✓	✓
The 7 Collection	E	✓		✓	✓	✓	✓
Mystique	E		✓	✓	✓	✓	✓

CHIEFTAIN - Vinyl fabrics

Chieftain Fabrics design and manufacture vinyl fabric for a wide variety of sectors and applications with a vast selection of colourways and textures to choose from, meeting all technical requirements and available with a 3-5 year guarantee.

Fabric	Band	Fabric type		Hazard		Seating application	
		Natural	Synthetic	Low	Medium (Crib 5)	Task chairs	Soft seating
Trimcell Classic	B	✓		✓			✓
Trimcell Legend	B	✓		✓			✓
Carino	C		✓	✓		✓	✓
Just Colour / Just Patterns	C		✓	✓	✓	✓	✓
Lionella	D		✓	✓	✓	✓	✓
Multi Stretch	D		✓	✓	✓	✓	✓

Fabrics - Usage

Fabric choice

There are a wide choice of fabrics available and it is important that you select the right fabric for the application as well as creating the perfect finish to the chairs.

Fabric bands & recommendations

Not all fabrics are suitable for soft seating / reception seating. Fabric banding and application pages show all fabrics grouped in the relevant pricing bands together with recommended usage. We cannot guarantee the finish of any chair that is ordered in fabric that is not recommended for that application.

Hazard ratings

Low - EN1021 Parts 1 & 2 cigarette and match

Medium - BS5852 Ignition source 5 / Crib 5

Photographed upholstery

While every effort is made to represent colours accurately, we cannot guarantee the colours you see exactly match the colours of the actual fabric due to printing processes.

Fabric bands

Please contact our sales team for a price if your preferred fabric choice is not listed. Please make sure you check the suitability of a fabric before recommending a product. If two fabrics are used on one item e.g. two-tone, the cost is calculated on higher of the two fabric bands.

Colour variations

Whilst every effort is made, no guarantees are made against the minor variations in the colour of commercial fabrics. All striped fabric will be upholstered vertically unless advised.

Customers own materials

Fabrics not listed or customer supplied fabrics need to be approved before acceptance of orders. A pattern charge may apply to some fabrics. We reserve the right to reject fabric that we believe to be unsuitable for the product. We are unable to guarantee any product meeting fire regulations or standards which is supplied by a customer.

Please contact our sales team if you would like any fabric samples sent out to you.

Seating Guarantees

All seating products are guaranteed for a period related to the usage and the structural capability of the chair or soft seating.



Regardless of usage, all seating products are guaranteed against manufacturing defects, except for upholstery, castors and mechanisms which are subject to usage related wear and tear. The suggested maximum weight loading and hourly usage should not be exceeded. The guarantee is effective from the day the chair leaves the factory and the supplier reserves the right not to apply the guarantee in cases of inappropriate use or when the chair has been tampered with by a third party or interventions by non-authorised personnel.

Seating Guarantees - Made to Order

All products that show this symbol are made to your specification and to order. It is our policy that once these products have been ordered they cannot be cancelled.



Priority Fabrics

We have committed to stocking a range of 16 best-selling fabrics and 2 vinyls, which will allow us to offer customers an even faster turnaround across the seating range and tailor seating choices to customer's individual specifications.

Xtreme from Camira is a modern crepe weave fabric made from 100% post-consumer recycled polyester, diverting waste from landfill and saving virgin raw materials. Its stretch properties, coupled with high flame retardancy, meeting BS5852 Ignition Source 5 make Xtreme an ever popular fabric for task seating for all contract, commercial and public sector use.

This colourful selection of fabric colours in the Camira Xtreme range can bring the corporate palette into the office interior, create a cohesive look or even zone different areas.

Camira Xtreme



YS009 HAVANA



YS082 SCUBA



YS005 CURACAO



YS084 TAROT



YS156 MADURA




YS094 SLIP



YS081 BLIZZARD



YS168 TORTUGA



YS105 BELIZE




YS026 COSTA



YS100 OCEAN



YS102 BRIDGETOWN



YS079 PANAMA



YS072 SOLANO



YS101 DIABLO



YS159 LOMBOK

Fresh Vinyl



74465 OCEAN



00110 NERO

We aim to produce all made-to-order task & operator chairs in these priority fabrics within a 10 day lead time.

Other Fabric Options - Camira, Chieftain, Gabriel, Panaz, Agua

Band A

Camira
Advantage



AD014 RED



AD122 KINGFISHER



AD004 COBALT



AD010 MINERAL



AD066 GRAPHITE



AD002 AQUA



AD127 RASPBERRY

Gabriel
Event



63013



67018



61032



60023



60022



68033



66034

Band B

Camira
Gravity



CPC28 AQUA



CPC03 BERRY



CPC10 ALMOND



CPC16 SLATE



CPC22 COPPER



CPC13 ROSE



CPC12 NUTMEG

Agua
Paint Pot




MARINE



LIME




CLARET



BROWN



GREY



GRAPHITE



PURPLE

Band C

Camira
Patina



PAT41 SPECKLED



PAT23 SEAMLESS



PAT04 VENEER



PAT15 BLOOMED



PAT31 LANGUISH



PAT27 BRAISE



PAT20 TOUGHENED

Chieftain
Just Colour



ALMOND




APPLEMINT



AQUAMARINE



BATTLESHIP



BLUE STEEL



BUBBLEGUM



COBALT

Band D

Camira
Synergy



LDS88 PROCESS



LDS35 CHEMISTRY



LDS67 WARMTH



LDS57 ENGAGE



LDS47 INTEGRATE



LDS28 LATERAL



LDS75 CONTRIBUTION

Panaz
Highland



400 RED



402 ORANGE



412 PURPLE



116 NAVY



905 DOVE



226 LIME



313 YELLOW

Band E

Camira
Blazer



CUZ1R PLYMOUTH



CUZ18 ORIEL




CUZ1L NEWPORT



CUZ21 MAGDALENE



CUZ1E SURREY



CUZ3E SCOTTSDALE



CUZ26 KNIGHTSBRIDGE

Panaz
Patternistas



115 TURQUOISE




443 TOMATO



139 AQUA



903 CHARCOAL



313 YELLOW



399 GOLD/SLATE



609 ROSE

Index - Product code

2PS 139
2RAIL 139
2RSF 139
79-1 201, 240
208-218 172
508-518 172
808-816 172

A
A785-1800 168
AC00-01 395
ADH10-12 395
AFC10-012 324
AFSS08-808 174-175
AFSBK 169
AFS-FT 174
AG1000-1800 169
AGSBK 169
AH10-12 325, 395
AH20-22 395
AIR001 206
AIR002 207
ALT50001 376, 421
ALT50002-6 421
ALT50007-8 376, 421
APD2PINF 203, 239
ARBK 168
ARC300T1 322
ASBK 168
ASC300T1 347
AUR300T1 332
AXERGO 394

B
B5-15MD 156
BARI100C1 354
BARI200-300T1 340
BAS01-02 189
BC8-20 136
BCAD-PD 149
BCC600-800 273
BCR1200-1800 273
BCS700-800 273
BCSLF 153
BD8-20 136
BDC600-800 271
BDR1200-1800 271
BDS700-800 271
BEN50001-03 373
BILB1 313
BILB1-L 312
BILB308-309B1 313
BILB308-309B1-L 312
BLFL4-6D 159
BPC600-800 272
BPED-PD 148
BPFA2-3 157
BPR1200-1800 272
BPS700-800 272
BPSF2-4 152
BROSF 155
BRU100C1 357
BS 133, 134, 135
BSSF 155
BUR 155

C
CAD800LH-RH 149
CAS01-02 189
CAT300T1 343
CAV100C1 357
CAV300T1 347
CAV300T1-B/C 309
CC8-18S 106, 108
CC12-18S2-3 106, 108
CC14-18EL/R 107, 109
CC16-18EL2-3 107, 109
CC16-18ER2-3 107, 109
CC16-18S22 106, 108
CC16-18S23 106, 108
CC16-18S33 106, 108
CEL50001 419
CF2-3FP 126
CF2-3MB 126
CF600-800DH 126
CFHBC 132
CFHCU 132
CFL1200-1800 251
CFL1600S-T 251
CFLBC 132
CFLCU 132
CFMBC 132
CFMCU 132
CFTBC 132
CFTCU 132
CH 130
CH8-18S 104, 105

CH12-18S2-3 104, 105
CH16-18S22 104, 105
CH16-18S23 104, 105
CH16-18S33 104, 105
CH2012 368
CH8301 366
CL3M-B 208
CLK121-126 158
CLK181-186 158
CLUS-1-2 197
CO128-168 46
CO128-168-AB/SB 47
CO1216-1616 46
CO1216-1616-AB/ SB 47
CO2416-3216 46
CO3616-4816 46
COD100-101H 358, 411
COMBS252 279
COU12-16DCT 48
COU12-16SCT 48
COUEDCR 48
CP8-18S 110, 112
CP12-18S2-3 110, 112
CP14-18EL/R 111, 113
CP16-18EL2-3 111, 113
CP16-18ER2-3 111, 113
CP16-18S22 110, 112
CP16-18S23 110, 112
CP16-18S33 110, 112
CRM-1-2-3 194
CUR300T1 328
CWL300K2 302

D
DAR50001-4 411
DCF2-4 150
DCL15M-B 208
DD8-20 138
DEF2-4 151
DER100C1 355
DER300T1 342
DFLP12-16 245
DFLPS-T 245
DFY300T1 330
DG16-20 137
DHBC 130
DHCC 130
DMP2-3D 127
DO16-20 137
DRL1600S-T 253
DRL2400 253
DRL900-1800 253
DSC40-78 153
DSF2 130
DST40-78 154
DSTS 155
DT1-K 208
DV801-6 290-291
DYN300K2 317
DYNX300-301E1 316
DYNX400-401E1 336

E
E126-166 24
E126-166-AB 28
E128-168 24
E128-168-AB 28
E1212-1612 25
E1212-1612-AB 28
E1216-1616 25
E1216-1616-AB 28
E2412-3212 25
E2416-3216 25
E3612-4812 25
E3616-4816 25
EB10-D 226
EB18-20 226
EB18-20-CO 238
EB24 226
EBT1212-1616 218
EBT1616-CO 237
EBT2412 218
EBT3216 218
EBT3216-CO 237
ED12-16DCT 32, 39
ED12-16SCT 32, 39
EDCR 29
EDELBS 169
EDILBS 169
ENDD1-4 204, 239
ER86-AB 29
ER812-AB 29
ER1488-1688 24
ER2888-3288 26
ER14168-16168 26
ER28168-32168 26

ERB24 226
ERB24-CO 238
ES800-1800S 164
ES800-1800W 165
ESRB 164, 165, 166
ESS100S2 356
ETN10-12C 234
ETN10-D 234
ETN18-24 234
ETN18-24-CO 238
EV1000-1600 8, 18
EV-CHAIN 10
EV-LCC-854-1254 10
EVM-1200-1600 18
EVSC-1200-1600 10
EV-SN 8, 18
EVSS-1200-1600 10
EVT-1200-1600 8
EVTB-1200-1600 10
EVT-BCU 12
EVT-BPK 13
EVTBT18-20 214
EVTBT24-R 214
EVTR-1400-1600 9
EVT-RET 9
EV-UCC 8, 18

F
FLO300T1 338
FLP12-16 247
FLPS-T 247
FLXG8-18 255
FLXGS-T 255
FLXS8-18 255
FLXSS-T 255
FRA400K2 337
FZ128-168 38
FZ1216-1616 38
FZ1216-1616-AB/SB 39
FZ2416-3216 38
FZ3616-4816 38
FZBT1616 222
FZBT1616-CO 237
FZBT3216 222
FZBT3216-CO 237
FZCR 40

G
GAS01 189
GDC1000-1200 275
GDC600-800 275
GDR1200-1800 275
GDS700-800 275
GEM300-302K2 318
GLD01 189
GR01-06 423

H
HAL300T1 331
HBL-1-3 195
HEL30001-04 416
HEL50001-04 374
HER300T1 346
HLCPU 183
HS2010 368
HS8301 366

I
ION-1 199, 269

J
JEN300T1 342
JH40-46 305, 390
JNS100C1 353
JNS300T1 333
JX40-46 390
JXERGOA-B 301, 390

K
KNG300T1 346
KRF-D-BB 422
KRF-Q 422
KRF-Q-TABLE 422
KRF-S-B 422
KRF-S-TABLE 422

L
LCK4-6D 140
LDMARM 180
LF2-4 131
LH40-46 394
LIM100C1 354
LK22-28 172
LK42-48 172
LON50001-02 372
LSMARM 180
LUC300T1 308

M
MAR50004 343
MAR50004-G 303
MB8-18 98
MB12-16WB 99
MB12-16WL/R 98
MB14-18EB 99
MB14-18EL/R 98
MB608-618 98
MB812-1812B 99
MB816-1816B 99
MC8-18 75
MC12-16WL/R 76
MC12-16WLP2-3 76
MC12-16WRP2-3 76
MC12-18P2-3 75
MC14-18EL/R 77
MC16-18ELP2-3 77
MC16-18ERP2-3 77
MC16-18P22-23 75
MC16-18P33 75
MC608-618 74
MC612-618P2 74
MC616-618P22 74
MCC600-800 267
MCC800-CO 269
MCM12-16WL/R 84
MCM12-16WLP2-3 84
MCM12-16WRP2-3 84
MCM12-18P2-3 83
MCM14-18EL/R 85
MCM16-18ELP2-3 85
MCM16-18ERP2-3 85
MCM16-18P22-23 83
MCM16-18P33 83
MCM608-618 82
MCM612-618P2 82
MCM616-618P22 82
MCM8-18 83
MCR1200-1800 267
MCS700-800 267
MDC600-800 265
MDC800-CO 269
MDR1200-1800 265
MDS700-800 265
MEA50001-04 424
MED01-03 420
MG2DP 119
MGCOF 120
MGCON 120
MGED 118
MGEDR 118
MGLC-G 119
MGED 118
MGTC-G 119
MH8-18 69
MH12-18P2-3 69
MH16-18P22-23 69
MH16-18P33 69
MH608-618 68
MH612-618P2 68
MH616-618P22 68
MIL300T1 331
ML3M-B 208
MPMN-W 148
MP12-16WL/R 92
MP12-16WLP2-3 92
MP12-16WRP2-3 92
MP12-18P2-3 91
MP14-18EL/R 93
MP16-18ELP2-3 93
MP16-18ERP2-3 93
MP16-18P22-23 91
MP16-18P33 91
MP3 147
MP8-18 91
MP608-618 90
MP612-618P2 90
MP616-618P22 90
MPC600-800 266
MPC800-CO 269
MPN3 146
MPR1200-1800 266
MPS700-800 266

N
NAN300T1 345
NAP100C1 352
NAP300T1 328
NBO100C1 355
NBO300T1 344
NECPU 182

Index - Product code

O				S				T				U			
ODE300T1	341			RU8GS	289			SUP200-202	407			TRD14-18	54		
ORN300T1	329			RUC8D	288			SUP300-302	407			TUB100-104C1	402-403		
OTIS01	418			RUC8H	289			SUS100-102	406			TUB200-204C1	402-403		
OTIS01-CT	418			RUHC18D	288			SUS200-202	406			TUB300-304C1	402-403		
P				RUHC8H	289			SUS300-302	406			TUS300T1	329		
P63-83D	127			S				SWY300K2	319			TUS300T1-B/K	307		
PAL300K2	341			S2F	128			TX40-46	386			TUS300T1-BLK	344		
PCC600-800	262			SC00	387			SXERGOA-B	300, 386			TVLOCK	256		
PCR1200-1800	262			SCRN-PACK	168			T				TVS300T1	323		
PCS700-800	262			SFL1200-1800	249			T1	187			TWL12-16	55		
PDC600-800	261			SFL1600S-T	249			T120	56			TWR12-16	55		
PDR1200-1800	261			SFP800-1800	166			T120X3	56			TYL-300T1	332		
PDS700-800	261			SFU100-102	406			T120X6	56			U			
PED-PD	128			SFU200-202	406			T8-18	54			UNSCBR	164, 165, 166		
PH-1-2	196			SFU300-302	406			T608-618	54			V			
PL-1-3	200, 240			SH40-46	304, 386			TAM50001-4	411			V100-102	311		
PMCLAS2	188			SHAW-K	185			TAU40002-4	360, 410			V200-202	310		
PMCLEON2	188			SIE50001-9	369			TAU40002-4-PB/PK	363			V8-V18	62		
PMK205-405E	208			SLBB1500-U	279			TAU40005-7	361, 410			VB208-216	173		
PMK-DH	208			SLBT1790-CO	279			TAU40005-7-W	363			VB508-516	173		
PMSTAN3N2	188			SLE50001-2	377, 417			TAULINK	360-363, 410			VB800-1800	167		
PPC600-800	262			SLS100	398			TAUMA	362			VB808-816	173		
PPR1200-1800	262			SLS200	398			TAUMK-W	362			VC00-01	391		
PPS700-800	262			SLS300-305	398			TAU-P-B2-4/T	410			VD20-22	391		
PRA50001-02	359			SLS400	398			TAU-U-B2-4/T	410			VEL14-18	62		
PTN-1T-2S	202			SM40-46	320, 387			TB10-12C	230			VER14-18	62		
PX-1-3	198, 240			SMB100-102	406			TB10-D	230			VEX8-18	62		
Q				SMB200-202	406			TB18-24	230			VFT1	173		
QTR50001-2	375			SMB300-302	406			TB18-24-CO	238			VH10-12	390		
QVO40005	351			SMD40-44	387			TBEL14-18	55			VH20-22	390		
R				SMP1200-1600	186			TBER14-18	55			VM10-12	391		
R2-3F	128			SND300K2	326			TDEL14-18	55			VMD20-22	391		
R2-3M	128			SNT100-102	406			TDER14-18	55			VMH10-12	321, 391		
R25DH6-8	129			SNT200-202	406			TDH5-P	9			VWL12-16	62		
R25EP8	129			SNT300-302	406			TG16-20	139			VWR12-16	62		
R740-2140	134			SOF300T1	306			TGDMARM	181			W			
R740-2140D	134			SOL100C1	352			TGF10-12	382			WB0800-1400	184		
R740-2140DD	133			SOL300T1	330			TGF20-22	382			WDET	284		
R1090-2140TC	134			SOM300T1	345			TGF100-200	383			WLIGHT	284		
R1440-2140COM	135			SPB100-102	407			TGFH12	382			WPLS-D	140		
R1440-2140COMD	133			SPB200-202	407			TGFH22	382			WRD14-16	284		
R1440-2140OP	135			SPB300-302	407			TGM10-12	383			Y			
R1440-2140OPD	133			SPB-B2-4/T	407			TGM20-22	383			YEA50001-08	425		
RDC600-800	277			ST8-20	138			TGM100-200	383			Z			
RDS700-800	277			STE1212-1612	30			TGSMARM	181			ZEU200-300K2	339		
RON100C1	350			STE1212-1612-AB/SB	31			TH10-12	394			ZIGH-02-04	414		
RON300T1	327			STE1216-1616	30			TH20-22	394			ZIGL-02-04	414		
ROSP	184			STE1216-1616-AB/SB	31			THL1-2	205, 239			ZIGS01-02	415		
RT12	226			STE2412-3212	30			THS8-18	54						
RU8-16D	288			STE2416-3216	30			TMP	129						
RU8-16H	289			STE3612-4812	30			TNMP	129						
				STE3616-4816	30			TO16-20	139						
				STR501-504	367			TOT100C1	353						
				STR601-604	367			TOT300T1	333						
				SUP100-102	407			TR86	54						

Index - Series

ADAPT	20-33, 216-219, 237	DYNAMO	317	LONDON	372	SENZA	300, 304, 320, 384-387
AERO	203, 239	DYNAMO ERGO	316, 336	LUCCA	308	SIENNA	369
ALTINO	324, 325, 392-395	ECLIPSE	204, 239	LUNA	180	SLAB 25	278-279
ARCADE	376, 421	ELEV8® MONO	14-19	MAESTRO 25	63-99	SLENDER	377, 417
ARROW HEAD	322	ELEV8® TOUCH	4-13, 212-215	MAGNUM	114-121	SOFA	306
ASCONA	224-227, 238	ESSEN	356	MARTINEZ	303, 343	SOLARIS	330, 352
AURORA	347	ETERNAL	232-235, 239-240	MEAVY	424	SOLUS	396-399
BARI	332	FLEXI	254-255	MEDLEY	420	SOMERSET	345
BELKIN	340, 354	FLIPTOP	246-247	MILLER	331	SORA	185
BENOTTO	206-207	FLORENCE	338	MONZA	264-269	STRUT	367
BILBAO	373	FOLDING LEG	248-251	NANTES	345	SWAY	319
BISLEY	312-313	FRANKLIN	337	NAPIER	328, 352	TAMAR	408-411
BRESCIA	148-159	FUNDAMENTAL	368	NEON	182	TAURUS	360-363, 408-411
BRUGES	270-273	FUZE	34-41, 220-223, 237	NOBLE	344, 355	TEGAN	380-383
CATANIA	357	GECKO	366	ODESSA	341	THOLUS	205, 239
CAVALIER	343	GEMINI	318	ORION	329	TOTO	333, 353
CELESTRA	309, 347, 357	GENOA	274-275	OTIS	418	TR10	50-57
CHROMA	419	GROOVE	423	PALERMO	341	TRAVIS	323
CLUSTER	194	HALE	331	PHASE	196	TRITON	181
CODA	197	HALO	183	PISA	260-263	TRUMPET BASE	228-231, 238
CONNEX	358, 411	HELSINKI	374, 416	PIXEL	198, 240	TUBA	400-403
CONTRACT 25	42-49	HERTFORD	346	PLUTO	200, 240	TUSCAN	307, 329, 344
CORNWALL	100-113, 126, 132	HUBBLE	195	PRAGUE	359	TYLER	332
CURVA	302	INCA	201, 240	PROTON	202	VANTAGE	310-311
DART	328	ION	199, 269	QUATRO	375	VIBE	8, 10, 18, 167, 173
DELUXE FLIPTOP	408-411	JENSEN	342	QUAVO	351	VIVO	58-63
DENVER	244-245	JONAS	333, 353	RADIAL LEG	252-253	WELCOME	282-285
DERBY	286-291	JOTA	301, 305, 321, 388-391	ROMA	276-277	WEALM	425
DUFFY	342, 355	KING	346	RONAN	327, 350	ZEUS	339
DUO	330	KRAFT	422	SANDRO	326	ZIGGY	414-415
	127, 133	LIMOGES	354	SANTANA	404-407		



Tel : 0151 548 7111
Fax: 0151 548 6369
Email: sales@dams.com
Web: www.dams.com

Dams Furniture Ltd,
Charley Wood Road,
Knowsley Industrial Park,
Knowsley,
Merseyside,
L33 7SG